

UNITED STATES

# YOUR NERVE. OUR GEAR.



THE ULTIMATE IN FALL PROTECTION

FULL LINE CATALOG 2014

# CAPITAL SAFETY™ – GLOBAL LEADER IN FALL PROTECTION.

**trust** | (trust) | *noun*

reliance on or firm belief in the ability, truth, strength or integrity of a person or thing

For more than 70 years, we have earned the trust of companies and people around the world by putting all our energy and all our expertise into achieving our mission:



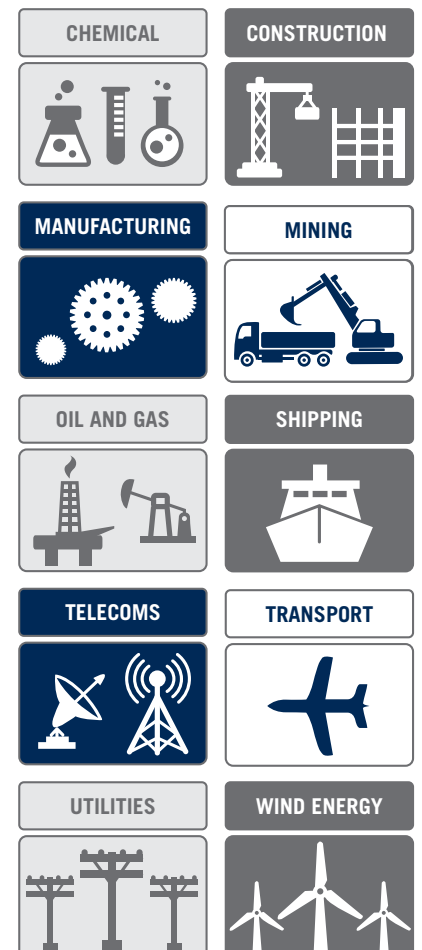
**DEDICATED TO BRINGING EVERY WORKER AT HEIGHT HOME SAFELY.**

## DRIVEN TO EXCEED OUR CUSTOMER'S EXPECTATIONS.

### HOW WE DO IT:

- Innovation that keeps people safe
  - Harnesses
  - Lanyards
  - Self retracting lifelines
  - Engineered systems and anchors
  - Confined Space
  - Rescue and descent systems
- Comprehensive training programs
  - Courses at our state-of-the-art training centers around the world
  - On-site training customized to customer facility
- Best-in-class service and technical support
- Collaboration with compliance entities, industry organizations, customers and their workers
- Emphasis on quality, functionality, reliability and innovation

### WHERE OUR EXPERTISE EXTENDS:



# RECOGNIZED WORLDWIDE AS THE LEADING "SAFETY-AT-HEIGHT" COMPANY.

## SAFETY, AWARENESS & COMPLIANCE

**300,000+**  
Workers-At-Height  
Attend Our Global  
Demonstrations Annually

**16**  
Global Safety Training  
Centers & 4  
Training Partners

**90+** Fall Protection  
Awareness Demonstration  
Vehicles Globally



Time and Money Spent Annually  
in FP Standards Committees and  
Industry Communications

## CATEGORY LEADERSHIP

**20,000+**  
Available SKUs

**ISO  
9001**  
QUALITY  
ASSURANCE  
ISO 9001  
2008 Certified



Broad Number of Industry  
and Product Segment  
Specialists

**200** Sales Representatives  
Focused Solely on  
Fall Protection Solutions

## SERVICE EXCELLENCE

**10,000+** Authorized  
Distributors  
Worldwide  
**10** Year Average Customer Service  
USA Team Experience

**400+**  
Approved Service  
and Repair  
Centers Globally

**20**  
Sales and Customer Service  
Centers that Provide Daily  
Support to Our Customers

## PRODUCT EXCELLENCE

**300+**  
Items Available for  
Same Day Velocity Shipping in  
USA

**7**  
World Class  
Manufacturing Sites  
Globally

**300+** Active Patents  
We Have Pioneered



Customization Options  
For Specific Applications

**1** Leader in Fall Protection, Capital Safety™

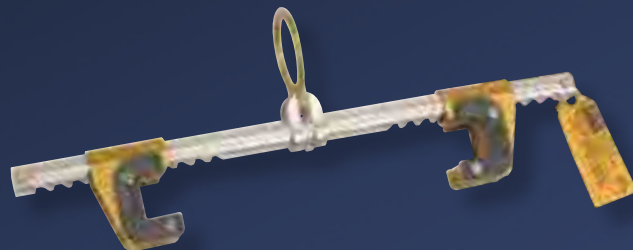
capital  
SAFETY

# THE ABC'S OF FALL PROTECTION

A typical Personal Fall Arrest System (PFAS) incorporates three components often described as the ABC's of fall protection. The anchorage/anchorage connector, body support and connecting device, when used together, form a complete system for maximum worker protection. But don't forget about another required component of any fall protection program—the descent, rescue and retrieval of a fallen worker.


## A ANCHORAGES

are a secure point of attachment. Anchorage connectors vary by industry, job, type of installation and structure. They must be able to hold fast under more than a ton of force generated in a fall.



## B BODY SUPPORT

harnesses distribute fall forces over the upper thighs, pelvis, chest and shoulders. They provide a connection point on the worker for the personal fall arrest system.





### LIFETIME WARRANTY

DBI-SALA® products are warranted for their entire lifetime, to be free from defects in materials and workmanship, under normal use and conditions. Our warranty extends from the product's original date of purchase, in new or unused condition, from any authorized DBI-SALA® brand distributor and applies exclusively to the product's end user. For detailed warranty information, see [www.capitalsafety.com](http://www.capitalsafety.com).

### CONNECTORS

such as shock absorbing lanyards or self retracting lifelines connect a worker's harness to the anchorage.



### DESCENT AND RESCUE

devices are used to retrieve an injured worker or lower him to the ground.

### EDUCATION

Capital Safety™ offers a variety of training and consultative services to fit your needs.

### TABLE OF CONTENTS

FULL BODY HARNESSES	16-43
BELTS, WORKSEATS & ACCESSORIES	44-45
SHOCK ABSORBING LANYARDS	46-55
POSITIONING LANYARDS	56-57
SELF RETRACTING LIFELINES	58-73
VERTICAL SYSTEMS	74-89
HORIZONTAL SYSTEMS	90-99
ENGINEERED SYSTEMS	100-107
ANCHORAGE CONNECTORS	108-121
FLEXIGUARD™ SYSTEM	122-135
CONFINED SPACE RESCUE	136-161
RESCUE AND DESCENT	162-175
NETTING AND GUARDRAIL SYSTEMS	176-186
PART NUMBER AND INDEX	187-190



# WE'VE WORKED IN YOUR INDUSTRY FOR DECADES.

We climb the rigs in the oil and gas fields. We straddle I-beams on construction sites. We attend tool-box safety discussions with transportation personnel at 5 a.m. And we review tie-off challenges on top of a nacelle hundreds of feet in the air, with wind industry workers. At Capital Safety™, we work hard to understand your job, concerns and challenges before we design your equipment. That's how Capital Safety goes beyond compliance to produce the broadest, most innovative, high quality fall protection equipment for the world's most vital industries.

## WIND ENERGY

Capital Safety developed specialized ExoFit NEX™ harnesses and Force2™ lanyards, as well as unique rescue and escape systems such as the Rollgliss™ R550.



## TRANSPORTATION

We've developed dozens of specialized products, from Uniline™ horizontal systems for railcar loading, to Flexiguard™ custom access solutions for semi-truck servicing. We've even designed a patented fall-arrest-rated vacuum anchor system, Mobi-Lok™ for aviation workers.



# WE'VE BEEN WHERE YOU'RE GOING.



## OIL AND GAS

We were the first to bring “retractable” lifeline technology to the world in the 1940s and the first to bring “sealed retractable” technology to the oil and gas fields. We were the first to test our products to -55°F and meet the IP68 seal rating. And we developed specialized equipment and training for a wide array of emergency escape devices.

## MINING

We developed harnesses for specialized miners gear and Flexiguard™ systems to protect them while doing maintenance on oversized mining industry trucks. This also includes our new and industry leading mining anchors that offer versatility and ease-of-use.





## CONSTRUCTION

Capital Safety™ understands that there's no more complex work environment than a construction site. We work closely with contractors to help us fine tune our design on key products such as the Nano-Lok™

*edge*, used

at sites

where

sharp edges are hazardous and foot level tie-off is needed.

We listened to steel erectors and created shoulder caps that protect the webbing on our Exofit NEX™ harnesses.

EZ-Line™ is today's most user-friendly horizontal lifeline system and the world's only retractable design.



## GENERAL INDUSTRY

We know that every day thousands of manufacturing and facility workers around the world don safety boots and goggles, then head out to do their job. Whether you're processing, milling, finishing, inspecting or doing routine maintenance, Capital Safety offers the products you want. We've developed specialty Advanced

confined space equipment, Nano-Lok™ *edge* self retracting lifelines, ExoFit NEX™

harnesses, ShockWave™ lanyards, Lad-Saf™ ladder safety systems and

innovative guardrail and netting solutions.



## UTILITY, TELECOM AND MUNICIPALITIES

We have been proactive in developing equipment for these unique industries.

Our innovations include speciality Advanced confined space equipment, Cynch-Lok™ and Saflok™ Pole Anchors and arc flash products with Kevlar®/Nomex® fibers,

including the first arc flash self retracting lifeline. Our newly designed DBI-SALA®

SEAT-BELT™ lineman belt is made with 100% top grain leather from Red Wing, MN.



# OUR SITE OR YOURS. TRAINING ANYTIME, ANYWHERE.



Workers' lives are on the line every day, but ensuring their safety starts long before the job begins. No one understands this better than Capital Safety™. Our training is based on more than 70 years of expertise and jobsite implementation around the globe.

When it comes to protecting your work site, we deliver. We offer superior courses in world-class training facilities, based on standard curriculums or custom programs specific to your jobsite. Our comprehensive training provides practical, hands-on experience, including: scaffolding, fixed ladders, towers, sloped roofs, rebar walls, elevated catwalks, I-beams and confined spaces. Every course we offer exceeds industry standards set by OSHA, MSHA, ANSI, CSA and CE.

## OPEN ENROLLMENT COURSES

are designed to a standard that ensures you are trained competently.

- COMPETENT PERSON
- COMPETENT PERSON TRAINER
- EQUIPMENT INSPECTOR
- PROGRAM ADMINISTRATOR
- COMPETENT CLIMBER & RESCUER
- AUTHORIZED PERSON
- QUALIFIED PERSON
- COMPETENT PERSON REFRESHER
- WIND ENERGY COMPETENT RESCUER
- WIND ENERGY COMPETENT RESCUER TRAINER
- CONFINED SPACE ENTRANT/SUPERVISOR
- CONFINED SPACE RESCUE
- CONFINED SPACE TRAINER
- COMPETENT INDUSTRIAL RESCUER
- COMPETENT TOWER RESCUE



Capital Safety™ offers a full range of fall protection and industrial rescue courses at its state-of-the-art training centers. In the US, these are located in Red Wing, MN, Houston, TX and **our newest state-of-the-art facility in Orange County, CA.**

We also offer on-site training at your facility. By teaching in and around the workers regular, everyday environment, we are able to ensure the issues discussed are immediately applicable.

**PLEASE CONTACT US FOR MORE INFORMATION!**

## CAPITAL SAFETY ON DEMAND

We understand how important safety is to our clients. As part of our commitment to safety and health, we have created an eLearning option, specifically for you to have easy access to information that will help employees stay safe and injury free.

Your employees can access courses at the moment of need, 24/7, and quickly apply it on the job. What does that mean for your business? Higher levels of engagement, improved performance and higher retention rates.

## INDUSTRY-SPECIFIC AND CUSTOM COURSES

Capital Safety will also customize courses for you. Training is tailored to your site and workers and the hands-on scenarios actually resolve fall protection hazards in and around your facility.

Our range of industry specific training courses include Oil Field Rig Workers Awareness, Rig Rescue, Tower Climbing/Rescue, Confined Space Entry and Retrieval and more.



## FALL PROTECTION AWARENESS DEMONSTRATIONS

Our North American fleet of nearly 50 specialized vehicles can bring on-site, hands-on fall protection demonstrations to your workforce. We demonstrate actual drop-tests with force measuring instruments so workers are familiar with the arresting forces they may experience during a fall. This provides an excellent introduction to fall protection.



**capital**  
SAFETY



**THE MOST ADVANCED  
WAY TO TRACK SAFETY  
EQUIPMENT AND  
MANAGE YOUR SAFETY  
INSPECTION PROGRAM.**



## **Safety Inspections and Compliance Just got Easier with the i-Safe™ 3.1 Mobile App**

### **THE NEW MOBILE APP ADDS FLEXIBILITY, CONVENIENCE AND EFFICIENCY**

The i-Safe 3.1 mobile app can be used with devices such as iPhones or iPads and Android smartphones or tablets.

### **THE FIRST RFID SYSTEM DEDICATED TO FALL PROTECTION EQUIPMENT**

i-Safe Intelligent Safety System, developed by Pervidi™, is an invaluable tool for customers looking to:

- Save time
- Increase compliance
- Improve the management of the safety equipment inspection process

### **SPECIFICALLY DESIGNED FOR FIELD TECHNICIANS, FACILITY MANAGERS, INSPECTORS AND AUDITORS**

The i-Safe 3.1 Technology:

- Provides advanced technology powered by Pervidi™, a proven leader in practical and innovative technology solutions
- Automates all aspects of inspections, work orders and field data collection
- Allows users to create their own checklists or processes for any size organization
- Shifts management focus from paper-based to technology based activities

# VIRTUALLY ALL DBI-SALA® PRODUCTS INCLUDE i-SAFE™ FUNCTIONALITY.

As part of the Capital Safety™ commitment to safety innovation, you can easily integrate the i-Safe application with your current line of DBI-SALA® products. We make your life easier to track your world-class investments.

- Pre-enabled i-Safe tags eliminate the need for manual documentation – saves time and money.
- Fast, easy scanning of i-Safe tag improves management of the safety equipment inspection process – simplifies compliance to OSHA regulations.
- Includes iPhone, iPad, and Android mobile applications for flexibility, versatility, and cost efficiency.



## i-SAFE RETROFIT TAGS TRACK AND INSPECT VIRTUALLY ANY ASSET.

i-Safe retrofit tags are available for all brands of harnesses, lanyards, self retracting lifelines, or other equipment such as tools, ladders, and fire extinguishers.



## ACTIONABLE INFORMATION AT A GLANCE

Link mobile devices, software and web portals for easy access.

### DASHBOARD

Provides an overview of the inspection history, inspections due, item count and current asset inspection.



### INSPECTIONS

Customized, user-prompted inspection checklists can be viewed on the computer or on-the-go with the mobile app.




### REPORTS

Includes an integrated Crystal Reports® engine that generates a wide range of operations, management and KPI (Key Performance Indicator) reports.



### CALENDAR

Allows you to track, manage and schedule all future inspections.



### ASSET MANAGEMENT

Effectively identifies, tracks and reassigns your company's valuable assets.



# i-SAFE™ SYSTEM AND ACCESSORIES

**9000125**

## i-SAFE™ READER AND CRADLE

- Unitech PA690
- Handheld w/Cradle



**9000123**

## i-SAFE™ READER

- Unitech PA690



**9000086**

## I-SAFE™ MIDDLE WARE MOBILE APP

- For use with iPhones, iPads, Android smartphones and tablets



**9000122**

## i-SAFE™ USB READER



## HF RFID HARDGOODS TAG KIT

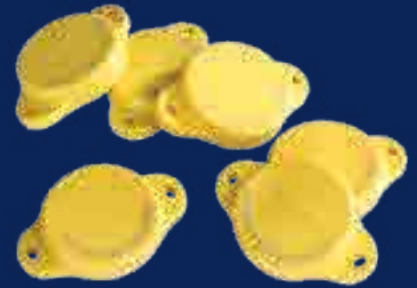
INCLUDES ZIP TIES, ADHESIVE PAD AND KEY-RING

**9506656**

100 Tag Pack

**9505839**

25 Tag Pack



## HF RFID SOFTGOODS TAG KIT

INCLUDES ZIP TIES

**9506655**

100 Tag Pack

**9505842**

25 Tag Pack



## SOFTGOODS HF RFID RETROFIT POUCHES

INCLUDES ZIP TIES

**9505841**

25 Tag Pack



## CABLE HF RFID TAG\*

INCLUDES ROUND BALL BUMPER

**9505843**

4 Pack



\* For use on DBI-SALA® fall protection products only.



# CHOOSE THE i-SAFE™ PRODUCT THAT'S RIGHT FOR YOU.

Whether you want Capital Safety™ to host your i-Safe system or you want to manage it all internally, we have the solution for you. See below to identify the i-Safe system for you.

Feature/Description	i-Safe™ 3.1 Web Limited Edition	i-Safe™ 3.1 Web Pro Edition	i-Safe™ 3.1 Desktop Edition	i-Safe™ 3.1 Network Edition
Target Customer	Smaller Organizations No IT Support	Any Organization Minimal IT Support	Small - Medium Organizations Minimal IT Support	Large Organizations Extensive IT Support
Customer Locations	1	1+	1	1+
Data, Hosting Location	Capital Safety	Capital Safety	End-User	End-User
Assets Tracked (DBI-SALA® Product Only)	250 (†)	Unlimited	Unlimited	Unlimited
Pre-defined Inspection Templates - Fall Protection	Yes	Yes	Yes	Yes
Pre-defined Inspection Templates - Custom	No	Optional	Optional	Optional
Android/iOS Middle Ware Supported	No	Yes	No	Yes
Email Alerts and Triggers	No	Optional	Yes	Yes
Reports	5	12	200+	200+
Process Customization	No	No	Optional	Optional
Software Customization	No	Minimal	Optional	Optional
RFID Tag Scanning Supported (‡)	Yes	Yes	Yes	Yes
Barcode Scanning Supported	No	Yes	Yes	Yes
Handheld Devices Available from Capital Safety (RFID/Barcode)	No	Yes	Yes	Yes
Remote Support	No	Yes	Yes	Yes
On-Site Installation Support	No	No	Optional	Optional
On-Site Training	No	Optional	Optional	Optional
Basic Software Investment (System and Handheld Computer)	No	Annual Fee	License Fee	License Fee
Handheld Computer Software Investment	No	Annual Fee	License Fee	License Fee
Software Support and Maintenance Fee	No	Included	Annual Fee	Annual Fee

(†) DBI-SALA® Assets Only

(‡) Included on all DBI-SALA® products

CALL CAPITAL SAFETY TODAY FOR AN i-SAFE 3.1 MOBILE APP.

# JUST HOW IMPORTANT IS CHOOSING THE RIGHT HARNESS?





A harness is your single most important equipment choice. It affects your safety in many different ways. But its design and craftsmanship also have a direct influence on your comfort, confidence, productivity and versatility on the job.

DBI-SALA® harnesses—ExoFit Nex™, ExoFit™ XP, ExoFit™ and Delta™—have earned a reputation for maximum comfort, freedom of movement and ease-of-use, as well as launching innovations such as the spring-loaded, stand-up back D-ring, Delta™ No-Tangle pad and the Revolver™ torso adjusters.

Many of our harnesses can be used on most jobs. Capital Safety™ also manufactures harnesses for specific uses within industries such as Construction, Oil and Gas, Transportation, Utilities/Telecommunications and Municipalities and Wind Energy. General- and specific-use harnesses will be identified on the following pages.

All harnesses meet OSHA and ANSI standards, including the stringent ANSI Z359.1.



Equipped with



## CHOOSING YOUR HARNESS

Look for quality in these features when selecting your harness.

### 1 DORSAL CONNECTION

The fall arrest point must be located on the back, positioned between the shoulder blades. Your harness must always include a dorsal attachment point.



### 2 WEBBING

Webbing is an important factor in the durability and safety of the harness. Ensure that the webbing is strong enough to endure rough use, exposure to sunlight and other elements without tearing or fraying. Specialty applications such as welding and electrical maintenance require the use of Nomex®/Kevlar® fibers or nylon that offers fire resistance or arc flash protection.

### 3 ADJUSTING POINTS


Whether you wear a harness 4 hours a day or 14, it needs to fit right for safety and comfort. Harnesses with adjusting points on the legs, waist (belt models), chest and torso allow a better fit.

### 4 LEG STRAPS


Depending on worker preference, leg strap fasteners may be available in different styles, including:



Tongue Buckle



Pass-Thru Buckle



Quick Connect Buckle

### 5 PELVIC SUPPORT

A sub-pelvic strap provides additional support, security and comfort for the user. Properly positioned, it better distributes forces during a fall.



### 6 BOOK STYLE LABELS

Book style labels put product and inspection information at the workers' fingertips. Pages may include sizing, operating instructions, inspection log, warning labels and compliance information. These labels promote quick inspection, compliance and safety.



### 7 STITCHING

Double box stitching provides maximum strength and durability. It's sewn-in quality you can trust.




### 8 PADDING

Cushioned shoulder, leg and hip pads keep the pressure off, providing extra worker comfort for long hours of wear. In a fall, they absorb shock and help distribute your weight. They may be built-in to avoid slipping or may be removable.



### 9 SEAT SLINGS

A removable seat sling provides job versatility and added comfort during long hours of use.



### 10 IMPACT INDICATORS

Impact indicators provide immediate notice that the worker and harness have been in a fall. This feature promotes safety and proper inspection.

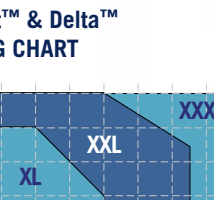


### 11 LANYARD KEEPERS

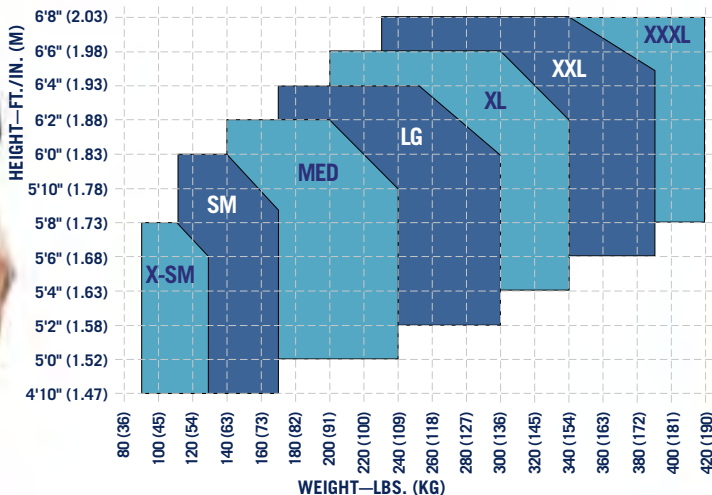
A lanyard keeper provides a place to park your lanyard when not in use. It prevents tripping and entanglement for enhanced safety.

### 12 BREATHABLE LININGS

The ExoFit™ series of harnesses feature breathable linings that wick moisture away from your body, so you stay dry and comfortable in heat or cold.



ExoFit™ NEX™, ExoFit™ XP, ExoFit™ & Delta™  
FULL BODY HARNESS SIZING CHART



## TYPES OF HARNESSSES

DBI-SALA® harnesses are available in different types, with various features, depending on their intended use.



#### MULTI-PURPOSE HARNESS

This type typically includes extra attachment points which allow work in a variety of situations. The belt and pad provide additional back lumbar support, positioning rings and tool carrying options.



#### WORK POSITIONING HARNESS

These harnesses have positioning D-rings located on the hips for use with pole straps or work positioning lanyards, which allow hands-free operation. Harnesses of this kind may include integral waist belts.



#### LADDER CLIMBING HARNESS

Harnesses with a frontal attachment point, for connection to permanent ladder safety systems.



#### DESCENT CONTROL HARNESS

These harnesses typically have frontal attachment points for use with descent control devices.



#### CONFINED ENTRY/RETRIEVAL HARNESS

One attachment point located on each shoulder strap facilitates upright retrieval from confined spaces.



#### SUSPENSION/RIGGING HARNESS

These harnesses typically include extra attachment points such as back, front and side D-rings, which allow use in a variety of climbing, positioning, descent and rescue applications.

# FULL BODY HARNESSSES

## EXOFIT NEX™

The Ultimate Full Body Comfort Harnesses

ExoFit NEX™ harnesses are the newest, most advanced harnesses in the industry. They're the culmination of our experience with ExoFit™ and ExoFit™ XP, ongoing research and the incorporation of new materials and innovative features. When you purchase an ExoFit NEX™ harness, you can be certain that you're purchasing the finest harness available today, from DBI-SALA® or anyone else.

**COMFORT** ▪ True to our NEX mission, we manufacture these harnesses using materials that won't add unnecessary weight.

**FUNCTION** ▪ When speed and efficiency are project requirements, ExoFit NEX™ will provide the freedom and confidence to function at your maximum potential.

**DURABILITY** ▪ ExoFit NEX™ harnesses are designed using materials that last.

### REVOLVER™ VERTICAL TORSO ADJUSTERS

Simple and fast adjustments that eliminate loose ends and lock into place, preventing slippage.

### HYBRID COMFORT PADDING

Lightweight, moisture wicking and breathable padding won't move or slip, always keeping the wearer comfortable.

### TECH-LITE™ ALUMINUM D-RINGS

Extremely lightweight alloy commonly used in military and aerospace offers a higher level of security and comfort.

### INTEGRATED TRAUMA STRAPS

Provide an adjustable, continuous loop for post fall, minimizing suspension trauma.

### DUO-LOK™ QUICK CONNECT BUCKLES

Lightweight one-handed use with memory-fit web-lock ensures fast, non-slipping connections.

Equipped with



### ULTRA-SOFT EDGING

Moves with you. Doesn't rub or chafe.

### SUPERIOR X-DESIGN

A single piece of material in the shape of an X wraps around the wearer for the ultimate in comfort, security and no-tangle donning.

### PROTECTIVE SHOULDER CAPS

Provide protection and comfort when carrying heavy materials.

### MOLDED LANYARD KEEPERS

Easy holstered snap hooks break away to avoid trip hazard.

### REFLECTIVE MATERIAL

For greater visibility in dark and dangerous environments, reflective material is integrated on legs, chest, shoulders and back.

### BUILT-IN CARRYING POCKET

Conveniently holds and protects a cell phone, camera or other items.

### REPEL TECHNOLOGY WEBBING

Water repellent to reduce attraction of mold and dirt—also has up to 5 times more abrasion resistance.

### REVOLVER™ VERTICAL TORSO ADJUSTERS



### STAND-UP DORSAL D-RING

Patented spring-loaded design automatically stands-up, ensuring fast, easy and safe connections to your fall arrest system.

420 LB. CAPACITY

Model Shown 1113130



# EXOFIT NEX™

## VEST-STYLE FULL BODY HARNESSSES

Vest-style harnesses are the most universal, with multiple configurations and connection point options. They're used across a wide variety of industries.



### 1113010

#### EXOFIT NEX™ VEST-STYLE HARNESS

Aluminum back D-ring, locking quick connect buckles. (XLarge)

1113001 Small

1113004 Medium

1113007 Large



### 1113055

#### EXOFIT NEX™ VEST-STYLE HARNESS

Aluminum back and side D-rings, locking quick connect buckles. (XLarge)

1113046 Small

1113049 Medium

1113052 Large



### 1113070

#### EXOFIT NEX™ VEST-STYLE HARNESS

Aluminum back and shoulder D-rings, locking quick connect buckles. (XLarge)

1113061 Small

1113064 Medium

1113067 Large



### 1113040

#### EXOFIT NEX™ VEST-STYLE HARNESS

Aluminum front and back D-rings, locking quick connect buckles. (XLarge)

1113031 Small

1113034 Medium

1113037 Large



### 1113085

#### EXOFIT NEX™ VEST-STYLE HARNESS

Aluminum front, back and side D-rings, locking quick connect buckles. (XLarge)

1113076 Small

1113079 Medium

1113082 Large

## EXOFIT NEX™ CROSS-OVER STYLE HARNESSSES

A front-mounted D-ring makes the cross-over style ideal as a rescue harness and for ladder climbing applications.



### 1113100

#### EXOFIT NEX™ CROSS-OVER STYLE HARNESS

Aluminum front and back D-rings, locking quick connect buckles. (XLarge)

1113091 Small

1113094 Medium

1113097 Large



### 1113115

#### EXOFIT NEX™ CROSS-OVER STYLE HARNESS

Aluminum front, back and side D-rings, locking quick connect buckles. (XLarge)

1113106 Small

1113109 Medium

1113112 Large

# FULL BODY HARNESSSES

## EXOFIT NEX™ TOWER CLIMBING HARNESSSES

Tower climbing models are built to keep workers comfortable during extended hours in harness. Tool loops are ideal for carrying equipment.

### 1113193

#### EXOFIT NEX™ TOWER CLIMBING HARNESS

Aluminum front, back and side D-rings, locking quick connect buckles with sewn-in hip pad and belt, removable seat sling with positioning D-rings. (XLarge)

1113190 Small

1113191 Medium

1113192 Large



BACK VIEW


*A removable seat sling adds even more comfort, for those who wear them all day long.*

## EXOFIT NEX™ CONSTRUCTION STYLE HARNESSSES

Made for general construction work, these harnesses have excellent tool-carrying capability, sewn-in hip pad and removable body belt.

*Protective hip padding loops prevent equipment pouches from sagging and reduce abrasion in vulnerable areas.*

*Easily adjusted tongue buckle body belt.*



### 1113130

#### EXOFIT NEX™ CONSTRUCTION STYLE HARNESS

Aluminum back and side D-rings, locking quick connect buckles with sewn-in hip pad, removable belt. (XLarge)

1113121 Small

1113124 Medium

1113127 Large



### 1113160

#### EXOFIT NEX™ CONSTRUCTION STYLE HARNESS

Aluminum front, back and side D-rings, locking quick connect buckles, sewn-in hip pad, removable belt. (XLarge)

1113151 Small

1113154 Medium

1113157 Large

# EXOFIT NEX™ GLOBAL WIND ENERGY HARNESSES

Our wind industry harnesses meet global compliance standards: ANSI, OSHA, CSA and CE.

## 1113218

### EXOFIT NEX™ GLOBAL WIND ENERGY HARNESS

Aluminum front, back and side D-rings, locking quick connect buckles and sewn-in hip pad with belt and lumbar wear protection. (XLarge)

1113215 Small

1113216 Medium

1113217 Large



#### REPLACEABLE LUMBAR PROTECTOR

*The lumbar protector is easily replaced in the field when worn or damaged.*



#### RADIO HOLSTER

*Conveniently holds and protects a radio, cell phone, or other item like a Lad-Saf™ sleeve. See page 45 for details.*

BACK VIEW



## 1113213

### EXOFIT NEX™ GLOBAL WIND ENERGY HARNESS

Aluminum front, back and side D-rings, locking quick connect buckles. (XLarge)

1113210 Small

1113211 Medium

1113212 Large

# EXOFIT NEX™ MINERS' HARNESSES

Our miners' harnesses are made with belts constructed specifically to hold equipment carried by miners.



## 1113199

### EXOFIT NEX™ MINER'S HARNESS

Aluminum back D-ring, locking quick connect buckles, integrated hip padding with belt and miner's equipment straps. (XLarge)

1113195 Small

1113196 Medium

1113197 Large

BACK VIEW

# FULL BODY HARNESSSES

## EXOFIT NEX™

### OIL & GAS FULL BODY HARNESSSES

The ExoFit NEX™ Oil & Gas models combine the industry 1st innovations of the ExoFit NEX™ with the additional features developed specifically for the needs of the on and off shore drilling markets.

### 1113297

#### EXOFIT NEX™ OIL & GAS HARNESS

18" D-ring extension, derrick attachments, hip pad & belt with rigid seat sling (Large). For use with 1003221 derrick belt (order separately).

1113295 Small

1113296 Medium

1113298 XLarge



BACK VIEW

### 1113292

#### EXOFIT NEX™ OIL & GAS HARNESS

18" D-ring extension, derrick attachments, quick connect chest buckle, hip pad & belt with lumbar D-ring and soft seat sling (Large). For use with 1000570 derrick belt (order separately).

1113290 Small

1113291 Medium


1113293 XLarge

1113305 Small (pass-thru chest buckle)

1113306 Medium (pass-thru chest buckle)

1113307 Large (pass-thru chest buckle)

1113308 XLarge (pass-thru chest buckle)



### 1113287

#### EXOFIT NEX™ OIL & GAS HARNESS

18" D-ring extension, derrick attachments, lifting D-rings off hips (Large). For use with 1003221 derrick belt (order separately).

1113285 Small

1113286 Medium

1113288 XLarge

### 1003221

#### DERRICK BELT

With tongue buckle attachment. (Large) (Harnesses sold separately.)



#### DERRICK BELT

1003230 With tongue buckle attachment (Small)

1003220 With tongue buckle attachment (Medium)

1003222 With tongue buckle attachment (XLarge)

1000572 With pass-thru attachment (Small)

1000573 With pass-thru attachment (Medium)

1000570 With pass-thru attachment (Large/XLarge)



# EXOFIT NEX™

ROPE ACCESS & RESCUE HARNESSSES—Certified to NFPA 1983

The ExoFit NEX™ Rope Access and Rescue Harnesses incorporate the most advanced technologies in the industry. These multi-use harnesses are ideal for the professional performing rescue and emergency services, industrial rope access and rigging, wind energy and tower maintenance—as well as for aborist activities. The harnesses combine specialized designs, components and hardware to optimize rope rescue and industrial rope access work.



## 1113348

### EXOFIT NEX™ ROPE ACCESS AND RESCUE HARNESS

Repel™ web, Tech-Lite™ aluminum front, back and side D-rings, Duo-Lok™ quick connect buckles and hybrid comfort padding. (XLarge)

1113345 Small

1113346 Medium

1113347 Large

## EXOFIT NEX™ ROPE ACCESS & RESCUE BLACKOUT HARNESS

### 1113373

#### EXOFIT NEX™ BLACK-OUT ROPE ACCESS AND RESCUE HARNESS

Repel™ web, Tech-Lite™ aluminum front, back and side D-rings, Duo-Lok™ quick connect buckles and hybrid comfort padding. (XLarge)

1113370 Small

1113371 Medium

1113372 Large



# EXOFIT NEX™ ARC FLASH

The Ultimate Full Body Comfort Harnesses

ExoFit NEX™ Arc Flash models feature flame resistant and non-conductive construction, making them perfect for use where high voltage electricity or hot-work such as welding is a concern. These harnesses include all of the Comfort, Function and Durability features of the original NEX harness. In addition to meeting the ASTM F887-11 arc flash standard specification for personal climbing equipment, they also meet ANSI Z359 and CSA requirements.



Model Shown  
1113318

**ARC FLASH RATED**  
Tested to perform in accordance with ASTM F887-11 standard for personal climbing equipment.

**ARC FLASH HYBRID PADDING**  
Lightweight shoulder, hip and leg padding always keeps the wearer comfortable.

**MOLDED LANYARD KEEPERS**  
Easy holstered lanyard hooks break away to avoid trip hazard.

**REFLECTIVE MATERIAL**  
Integrated on legs, chest, shoulders and back for greater visibility and safety.

**BUILT-IN CARRYING POCKET**  
Conveniently holds a cell phone, camera or other items.

**DUO-LOK™ QUICK CONNECT BUCKLES**  
Lightweight aluminum, one-handed use with memory fit web lock ensures fast, non-slipping connections.

**STAND-UP DORSAL D-RING**  
Non-conductive, extremely lightweight PVC-coated aluminum D-ring is spring loaded for fast and easy connections. Also available in web loop configurations.

**FLAME RESISTANT WEBBING**  
Nomex® fiber exterior with Kevlar® fiber core and thread provides 7,000 lb. strength and ultimate flame resistance.

**REVOLVER™ VERTICAL TORSO ADJUSTERS**  
Simple and fast adjustments that eliminate loose ends and lock into place, preventing slippage.

**PVC COATED TECH-LITE™ ALUMINUM D-RINGS**  
Non-conductive, extremely lightweight aluminum alloy hardware offers the highest level of comfort and security.

**FLAME RESISTANT TRAUMA STRAPS**  
Provide an adjustable, continuous loop for post fall, minimizing suspension trauma.

**INTEGRATED INSULATORS**  
Leather insulators behind exposed hardware prevent contact with body during “hot” situations.

**ULTRA-SOFT EDGING**  
Moves with you. Doesn't rub or chafe.

**SUPERIOR X-DESIGN**  
Wrap-around design provides the ultimate in comfort, security and no-tangle donning.



# EXOFIT NEX™ ARC FLASH

## VEST-STYLE FULL BODY HARNESSSES



**1103088**

### EXOFIT™ ARC FLASH HARNESS

With Nomex®/Kevlar® fiber web, PVC coated aluminum back D-ring, locking quick connect buckles, comfort padding. (XLarge)

1103085 Small

1103086 Medium

1103087 Large

**1113369**

### TOWER CLIMBING AFK HARNESS

With Nomex®/Kevlar® fiber web, back web loop, PVC coated aluminum front and side D-rings, locking quick-connect buckles, and with Nomex®/Kevlar® fiber back and leg pads, leather insulators, seat sling. (XLarge)

1113357 Small

1113358 Medium

1113368 Large



**1113338**

### EXOFIT NEX™ ARC FLASH HARNESS

With Nomex®/Kevlar® fiber web, PVC coated aluminum back D-ring, coated pass-thru buckles, comfort padding. (XLarge)

1113335 Small

1113336 Medium

1113337 Large



**1103073**

### EXOFIT NEX™ ARC FLASH POSITIONING HARNESS

With Nomex®/Kevlar® fiber web, PVC coated aluminum back and side D-rings, locking quick connect buckles, comfort padding. (XLarge)

1103070 Small

1103071 Medium

1103072 Large



**1113333**

### EXOFIT NEX™ ARC FLASH CLIMBING HARNESS

With Nomex®/Kevlar® fiber web, PVC coated aluminum front, back and side D-rings, locking quick connect buckles, comfort padding. (XLarge)

1113330 Small

1113331 Medium

1113332 Large



**1113328**

### EXOFIT NEX™ ARC FLASH RESCUE HARNESS

With Nomex®/Kevlar® fiber web, dorsal web loop and front rescue loops, locking quick connect buckles, comfort padding. (XLarge)

1113325 Small

1113326 Medium

1113327 Large

## EXOFIT NEX™ ARC FLASH CONSTRUCTION STYLE HARNESSSES

With integrated hip pad and body belt, these harnesses have excellent tool-carrying capabilities, allow work positioning and provide added back support.



**1113318**

### EXOFIT NEX™ ARC FLASH CONSTRUCTION HARNESS

With Nomex®/Kevlar® fiber web, PVC coated aluminum back and side D-rings, locking quick connect buckles, sewn-in hip pad and belt, comfort padding. (XLarge)

1113315 Small

1113316 Medium

1113317 Large



**1113323**

### EXOFIT NEX™ ARC FLASH CONSTRUCTION HARNESS

With Nomex®/Kevlar® fiber web, dorsal web loop, front rescue loops and PVC coated side D-rings, locking quick connect buckles, sewn-in hip pad and belt, comfort padding. (XLarge)

1113320 Small

1113321 Medium

1113322 Large

# LINEMAN BELTS

Designed BY Linemen, FOR Linemen



## 4 D SEAT-BELT™

- Patent pending design keeps the center of gravity at the top of the belt for improved safety.

- Rolled edge adds durability and comfort at the hips.

- S-shaped large full floating D-rings, for hassle-free connection.



Model Shown 1001398

- Small D-rings designed for Cynch-Lok™ fall restrict device.
- Patent pending design distributes weight throughout the contoured, reinforced seat for improved work comfort.



- Grommet tongue buckle belt provides easy adjustments and improved durability.

# LINEMAN BELTS AND HARNESSSES

## LINEMAN BELTS

### 1001397 (D23)

#### 4D SEAT-BELT™

This innovative, ergonomically designed belt, provides the maximum in comfort, freedom of movement and ease-of-use. This belt is made with 100% top grain leather from Red Wing, MN. The patent pending design redirects weight above the waist to reduce the possibility for inversion and to improve comfort. The smaller D-rings are designed for Cynch-Lok™ fall restrict device.

Available in size D18 – D30.

1001392	D18	1001399	D25
1001393	D19	1001400	D26
1001394	D20	1001401	D27
1001395	D21	1001402	D28
1001396	D22	1001403	D29
1001398	D24	1001404	D30



### 1001384 (D23)

#### 2D LINEMAN BELT

This belt is made with 100% top grain leather from Red Wing, MN. The grommet tongue buckle belt provides easy adjustments and improved durability.

Available in size D18 – D30

1001379	D18	1001383	D22	1001388	D27
1001380	D19	1001385	D24	1001389	D28
1001381	D20	1001386	D25	1001390	D29
1001382	D21	1001387	D26	1001391	D30



## FULL BODY HARNESSSES WITH LINEMAN BELTS



### 1113525

#### EXOFIT NEX™ VEST-STYLE HARNESS WITH 2D LINEMAN BELT

Nylon web, Tech-Lite™ aluminum back D-ring, Duo-Lok™ quick connect buckles, hybrid comfort padding and 2D lineman belt with 100% top grain leather from Red Wing, MN. (Large-D25)

1113512	Small D21	1113518	Medium D23
1113530	XLarge D26		

### 1113573

#### EXOFIT NEX™ SUSPENSION STYLE HARNESS WITH 2D LINEMAN BELT

Nylon web, Tech-Lite aluminum front and back D-rings, Duo-Lok™ quick connect buckles, hybrid comfort padding and 2D lineman belt with 100% top grain leather from Red Wing, MN. (Large- D25)

1113560	Small D21	1113566	Medium D23
1113578	XLarge D26		



### 1113608

#### EXOFIT NEX™ VEST-STYLE, FRONT D-RING HARNESS WITH 2D LINEMAN BELT

Nylon web, Tech-Lite™ aluminum front and back D-rings, Duo-Lok™ quick connect buckles, hybrid comfort padding and 2D lineman belt with 100% top grain leather from Red Wing, MN. (Large-D25)

1113595	Small D21
1113601	Medium D23
1113613	XLarge D26



#### 1113688 EXOFIT NEX™ VEST-STYLE ARC FLASH HARNESS WITH 2D LINEMAN BELT

With Nomex®/Kevlar® fiber web, PVC coated steel back D-ring, locking quick connect buckles, comfort padding and 2D lineman belt with 100% top grain leather from Red Wing, MN. (Large-D25)

1113676	Small D21	1113682	Medium D23	1113692	XLarge D26
---------	-----------	---------	------------	---------	------------

#### 1113660 EXOFIT NEX™ SUSPENSION STYLE HARNESS WITH 4D SEAT-BELT™

Nylon web, Tech-Lite™ aluminum front and back D-rings, Duo-Lok™ quick connect buckles, hybrid comfort padding and 4D lineman belt with 100% top grain leather from Red Wing, MN. (Large- D25)

1113647	Small D21	1113653	Medium D23	1113665	XLarge D26
---------	-----------	---------	------------	---------	------------

Sizing in combination of harness & "D" size

# FULL BODY HARNESSSES

## EXOFIT™ XP

### The Second Generation Full Body Comfort Harnesses

ExoFit™ XP made its mark as the industry's most comfortable harness. Its design incorporates a single piece of material that wraps around you in the shape of an X, for the ultimate in no-tangle donning and comfortable security. Its padding can be removed and cleaned. XP materials are soft and lightweight, yet extremely durable.

#### EASY-GRIP END TABS AND KEEPERS

For fast, efficient and secure web adjustment.



#### REMOVABLE PADDING

Cleaning is easy. Just throw it in the washer.

#### CUSHIONED LEG AND HIP STRAPS

Comfort and additional security during a fall.

#### QUICK CONNECT BUCKLES

Color-coded and provide one-handed operation for fast, easy donning.

#### ULTRA-SOFT EDGING

Moves with you. Doesn't rub or chafe.

Equipped with



420 LB.  
CAPACITY

Model Shown  
1110103

#### CUSHIONED SHOULDER PADS

Keeps pressure off, absorbs shock, helps distribute weight in a fall. Designed so they won't slip or slide off your shoulder.

#### REFLECTIVE PIPING

Enhances visibility in low-light conditions.

#### INTEGRATED LANYARD KEEPERS

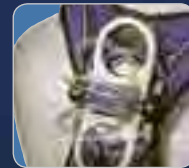
Prevent dangerous entanglements. They snap free when snagged.

#### SOFT, LIGHTWEIGHT WEBBING

Strong, yet isn't stiff or coarse.

#### 3-D MESH AND BREATHABLE LINING

Allows moisture to evaporate and cool air to circulate, keeping you cool and dry.



#### STAND-UP DORSAL D-RING WITH IMPACT INDICATOR

It's spring-loaded, ensuring fast, easy and safe connections to a lanyard or SRL.



#### SUPERIOR X-DESIGN

A single piece of material in the shape of an X wraps around the wearer for the ultimate in comfort, security and no-tangle donning.

# EXOFIT™ XP

## VEST-STYLE FULL BODY HARNESSSES

Vest-style harnesses are the most universal, with multiple configurations and connection point options. They're used across a wide variety of industries.



### 1110103

#### EXOFIT™ XP VEST-STYLE HARNESS

Back D-ring, loops for belt, quick connect buckles. (XLarge)

1110100 Small

1110101 Medium

1110102 Large



### 1110228

#### EXOFIT™ XP VEST-STYLE HARNESS

Back and side D-rings, loops for belt, quick connect buckles. (XLarge)

1110225 Small

1110226 Medium

1110227 Large



### 1110128

#### EXOFIT™ XP VEST-STYLE HARNESS

Back D-ring, loops for belt, tongue buckle legs. (XLarge)

1110125 Small

1110126 Medium

1110127 Large



### 1109728

#### EXOFIT™ XP VEST-STYLE HARNESS

Front and back D-rings, loops for belt, quick connect buckles. (XLarge)

1109725 Small

1109726 Medium

1109727 Large



### 1109753

#### EXOFIT™ XP VEST-STYLE HARNESS

Front, back and side D-rings, loops for belt, quick connect buckles. (XLarge)

1109750 Small

1109751 Medium

1109752 Large

## EXOFIT™ XP CROSS-OVER STYLE HARNESSSES

A front-mounted D-ring makes the cross-over style ideal for ladder climbing and rescue applications.



### 1109803

#### EXOFIT™ XP CROSS-OVER STYLE HARNESS

Front and back D-rings, loops for belt, quick connect buckles. (XLarge)

1109800 Small

1109801 Medium

1109802 Large



### 1110353

#### EXOFIT™ XP CROSS-OVER STYLE HARNESS

Back, front, and side D-rings, sewn-in hip pad and hip adjustments. (XLarge)

1110350 Small

1110351 Medium

1110352 Large

# FULL BODY HARNESSSES



## EXOFIT™ XP

**CONSTRUCTION STYLE HARNESSSES** Made for general construction work, these harnesses have excellent tool-carrying capability, a sewn-in hip pad and removable body belt.



### 1110153

#### EXOFIT™ XP CONSTRUCTION STYLE HARNESS

Back D-ring, sewn-in back pad and belt with side D-rings, quick connect buckles. (XLarge)

1110150 SM 1110151 MED 1110152 LG



### 1110178

#### EXOFIT™ XP CONSTRUCTION STYLE HARNESS

Back D-ring, sewn-in back pad and belt with side D-rings, tongue buckle legs. (XLarge)

1110175 SM 1110176 MED 1110177 LG

## EXOFIT™ XP TOWER CLIMBING HARNESS



### 1110303

#### EXOFIT™ XP TOWER CLIMBING HARNESS

Vest style, front and back D-ring, belt with back pad and side D-rings, removable seat sling with positioning D-rings, quick connect buckles. (XLarge)

1110300 Small

1110301 Medium

1110302 Large



*A removable seat sling adds even more comfort, for those who wear them all day long.*



## EXOFIT™ XP ARC FLASH HARNESSES



- Dorsal web loop option for no metal connections.
- 7,000 lb. Nylon or Nomex®/Kevlar® fiber webbing options to meet your different jobsite needs.
- Flame resistant Nomex®/Kevlar® fiber fabric used in back, hip and leg pads.
- Leather insulator option behind metal hardware reduces static energy transfer.
- PVC coated hardware option for non-conductive, non-sparking applications.

XP arc flash harnesses are perfect for use in any industry where high voltage electricity is a concern. That's because all DBI-SALA® arc flash equipment has been tested to perform in accordance with the stringent ASTM F887-11 Standard Specification for Personal Climbing Equipment.

Testing for fall protection is performed in two steps. The first exposes the equipment to an arc flash at 40 cal/cm<sup>2</sup> and the second is a drop test compliant with ANSI Z359.1 after the exposure.

### 1110842

#### EXOFIT™ XP ARC FLASH HARNESS

With removable Nomex®/Kevlar® fiber padding, 7,000 lb. nylon web, back web loop, quick connect buckles, and with back and leg Nomex®/Kevlar® fiber pads, leather insulators, rescue loops. (XLarge)

1110964 SM, 1110840 MED, 1110841 LG



### 1110892

#### EXOFIT™ XP ARC FLASH HARNESS

With Nomex®/Kevlar® fiber webbing, PVC-coated hardware, pass-thru buckles, back and leg Nomex®/Kevlar® fiber pads. (XLarge)

1110893 Small

1110890 Medium

1110891 Large

### EXOFIT XP™ ARC FLASH HARNESSES

X-LARGE	SMALL	MEDIUM	LARGE
---------	-------	--------	-------

1110942	1110943	1110940	1110941
---------	---------	---------	---------

With Nomex®/Kevlar® fiber web, vest-style, back D-ring, and with Nomex®/Kevlar® fiber back and leg pads, quick connect buckles.

1110845	1110849	1110843	1110844
---------	---------	---------	---------

With removable Nomex®/Kevlar® fiber padding, 7,000 lb. nylon web, quick connect buckles, rescue loops, leather insulators, PVC coated back D-ring.

1110872	1110873	1110870	1110871
---------	---------	---------	---------

Cross-over style, with removable Nomex®/Kevlar® fiber padding, 7000 lb. nylon web, front and back web loop, quick connect buckles, leather insulators.

1110882	1110883	1110880	1110881
---------	---------	---------	---------

Construction style, with Nomex®/Kevlar® fiber web and pads, back web loop, quick connect buckles, and with Kevlar® fiber pass-thru body belt.

1111303	1111300	1111301	1111302
---------	---------	---------	---------

Construction style, with Nomex®/Kevlar® fiber web and pads, PVC coated back D-ring, quick connect buckles, and with Kevlar® fiber pass-thru body belt.



### 1110852

#### EXOFIT™ XP CONSTRUCTION ARC FLASH HARNESS

With removable Nomex®/Kevlar® fiber padding, 7,000 lb. nylon web, back web loop, quick connect buckles, leather insulators, rescue loops and body belt. (XLarge)

1110853 Small

1110850 Medium

1110851 Large

# FULL BODY HARNESSSES

# EXO FIT™

The Industry's First Comfort Harnesses

ExoFit is the design that changed what workers expect from a harness.

It's our original comfort fit harness, with a single piece of material that wraps around you in the shape of an X. It dons without tangling and provides comfortable security. ExoFit remembers your adjustments. Snap three buckles and you're ready to work. Shoulder, hip and leg padding is built-in so it can't slip. A breathable lining guarantees you'll stay dry and comfortable.

**ULTRA-SOFT EDGING**  
Moves with you.  
Doesn't rub or chafe.

**TORSO BUCKLES**  
Hold straps firmly in place, adjust easily and complete the 5-point adjustment system.

**CUSHIONED LEG AND HIP STRAPS**  
Comfortable and offer additional security during a fall.

**QUICK CONNECT BUCKLES**  
Provide one-handed operation for fast, easy donning.

Model Shown  
1107981

**CUSHIONED SHOULDER PADS**  
Help minimize pressure on shoulders. Designed so they won't slip or slide off your shoulder.

**BREATHABLE LINING**  
Immediately draws moisture away, keeping you dry and comfortable.

**420 LB. CAPACITY**

**EASY-GRIP END TABS**  
Something secure to hang on to when adjusting the straps.

**ANTI-TEAR BALLISTIC NYLON**  
Abrasion-resistant for rugged strength and durability. Twice the endurance of standard nylon or polyester.

**REFLECTIVE PIPING**  
Enhances visibility in low light conditions.

**BACK D-RING**  
Keeps you upright every time. 5,000 lb. minimum tensile strength.

Equipped with



## EXOFIT™ VEST-STYLE HARNESS

Vest-style harnesses are the most universal, with multiple configurations and connection point options. They're used across a wide variety of industries.



**1108581**  
**EXOFIT™ VEST-STYLE HARNESS**  
Back and side D-rings, loops for belt, quick connect buckles. (XLarge)  
1108575 Small  
1108576 Medium  
1108577 Large



**1109358**  
**EXOFIT™ VEST-STYLE HARNESS**  
Back D-ring, loops for belt, tongue buckle legs. (XLarge)  
1109356 Small  
1109355 Medium  
1109357 Large



**1108532**  
**EXOFIT™ VEST-STYLE HARNESS**  
Front and back D-rings, loops for belt, quick connect buckles. (XLarge)  
1108525 Small  
1108526 Medium  
1108527 Large



**1108606**  
**EXOFIT™ VEST-STYLE HARNESS**  
Front, back and side D-rings, loops for belt, quick connect buckles. (XLarge)  
1108600 Small  
1108601 Medium  
1108602 Large

**1107981**  
**EXOFIT™ VEST-STYLE HARNESS**

Back D-ring, loops for belt, quick connect buckles. (XLarge)  
1107975 Small  
1107976 Medium  
1107977 Large

### EXOFIT™ VEST-STYLE HARNESSSES

X-LARGE	SMALL	MEDIUM	LARGE
<b>1108754</b>	1108751	1108752	1108753
	Back and shoulder D-rings, loops for belt, quick connect buckles.		
<b>1109226</b>	1109228	1109225	1109229
	Back, side and shoulder D-rings, loops for belt, quick connect buckles.		
<b>1111428</b>	1111425	1111426	1111427
	Stainless steel hardware, back D-rings, loops for belt, quick connect buckles.		

## EXOFIT™ CROSS-OVER STYLE HARNESSSES

A front-mounted D-ring makes the cross-over style ideal for ladder climbing and rescue applications.



**1108682**  
**EXOFIT™ CROSS-OVER STYLE HARNESS**  
Front and back D-rings, loops for belt, quick connect buckles. (XLarge)  
1108675 Small  
1108676 Medium  
1108677 Large



**1108706**  
**EXOFIT™ CROSS-OVER STYLE HARNESS**  
Front, back and side D-rings, loops for belt, quick connect buckles. (XLarge)  
1108700 Small  
1108701 Medium  
1108702 Large

# FULL BODY HARNESSSES

## EXOFIT™ CONSTRUCTION STYLE HARNESSSES

Made for general construction work, these harnesses have excellent tool-carrying capability, a sewn-in hip pad and removable body belt.



### 1108507

#### EXOFIT™ CONSTRUCTION STYLE HARNESS

Back D-ring, sewn-in back pad and belt with side D-rings, quick connect buckles. (XLarge)

1108500 Small

1108501 Medium

1108502 Large



### 1110478

#### EXOFIT™ CONSTRUCTION STYLE HARNESS

Back D-rings, sewn-in hip pad and belt with side D-rings, tongue buckle legs. (XLarge)

1110475 Small

1110476 Medium

1110477 Large

### EXOFIT™ CONSTRUCTION STYLE HARNESSSES

X-LARGE	SMALL	MEDIUM	LARGE
<b>1108979</b>	1108977	1108978	1108975
	Back and front D-ring, sewn-in back pad and belt with side D-rings, quick connect buckles.		
<b>1108519</b>	1108516	1108517	1108518
	Back D-ring, sewn-in back pad and belt with side D-rings, quick connect buckles, 9504066 and 9504072 tool pouches.		

## EXOFIT™ DERRICK HARNESSSES

These harnesses are designed specifically for workers who operate the monkey and tubing boards on oil rigs. They feature comfort and security, with easy donning. These models include connections for an optional derrick belt, which provides comfort while positioning for the next drilling pipe.



### 1100303

#### EXOFIT™ DERRICK HARNESS

Vest-style, back D-ring with 18" extension, belt with back pad and back D-ring, soft seat sling with positioning D-rings, pass-thru buckle connections at shoulder for 1000570 derrick belt. (XLarge)

1100300 Small

1100301 Medium

1100302 Large

*Harness at left pictured with 1000570 Derrick belt*



### 1000570

#### EXOFIT™ DERRICK BELT

Positioning D-rings, pass-thru buckles for harness connection. (Universal Size)

# EXOFIT™ WIND ENERGY HARNESSSES

Our wind industry harnesses meet global compliance standards: ANSI, OSHA, CSA and CE.



*Reinforced lumbar area for added back support. Tool loops allow you to keep your tools close at hand.*



*Integrated trauma straps minimize suspension trauma after a fall.*



## 1102388

### EXOFIT™ WIND ENERGY HARNESS

Quick connect buckle legs, PVC coated front, back and side D-rings, sewn-in hip pad and belt with tool loops. (XLarge)

1102385 Small

1102386 Medium

1102387 Large



## 1102343

### EXOFIT™ WIND ENERGY HARNESS

Quick connect buckle legs, PVC coated front, back and side D-rings. (XLarge)

1102340 Small

1102341 Medium

1102342 Large



## 1108657

### EXOFIT™ TOWER CLIMBING HARNESS

Front and back D-rings, belt with back pad and side D-rings, removable seat sling with positioning D-rings, quick connect buckles. (XLarge)

1108650 Small

1108651 Medium

1108652 Large



*Excellent tool-carrying capability. Extra tough tubular web encases sub-pelvic webbing for added wear resistance for straddling beams.*

## 1100533

### EXOFIT™ IRON WORKER'S HARNESS

Back D-ring, sewn-in back pad and belt with side D-rings, reinforced seat straps, tongue buckle legs. (XLarge)

1100530 Small

1100531 Medium

1100532 Large

# FULL BODY HARNESSSES



## Innovative, full body support for more than two decades.

New, improved Delta™ harnesses combine “industry-first” advancements with popular features that have made Delta™ the workhorse of the industry. Today’s Delta™ represents more than twenty years of design, research, manufacturing know-how and on-the-job performance.

### Durable • Convenient • Comfortable

Delta™ harnesses are as tough as those who wear them. They have a shape of their own so you can don them quickly and easily. And Delta™ supports your back and hips while bearing heavy loads.

### NO TANGLE DESIGN

Defining the Delta™ name, the patented triangular design creates a frame that allows the harness to fall into place when donned.

### DELTA™ COMFORT HIP PAD

Improved ergonomic fit constructed with a soft, breathable, comfortable interior that supports your back and hips.

### TECH-LITE™ QUICK CONNECT BUCKLES

Lightweight aluminum alloy buckles for fast and easy connections.

Equipped with



**420 LB.  
CAPACITY**

Model Shown 1110575

### REPEL™ WEBBING

Water repellent to reduce attraction of mold and dirt—also has more abrasion resistance.

### LANYARD KEEPERS

Delta™ lanyard keepers hold your unused snap hooks and help reduce trip hazards.



### REVOLVER™ VERTICAL TORSO ADJUSTER

Simple and fast adjustment that eliminates loose ends and locks into place, preventing slippage.



### STAND-UP DORSAL D-RING

Patented spring-loaded design automatically stands-up, ensuring fast, easy and safe connections to your fall arrest system.



### IMPACT INDICATOR

Provides visual alert that the harness has been involved in a fall and for safety inspections.



**DELTA™**  
VEST-STYLE HARNESSES

Vest-style harnesses are the most universal, with multiple configurations and connection point options. They're used across a wide variety of industries.



**1102008**  
**DELTA™ VEST-STYLE HARNESS**  
Side and back D-ring, tongue buckle leg straps. (Universal Size)  
1102008 (pictured) Tongue Buckles  
1110625 Quick Connect Buckles  
1103875 Pass-Thru Buckles



**1102090**  
**DELTA™ VEST-STYLE HARNESS**  
Back and front D-rings, quick connect buckles. (Universal Size)  
1102090 (pictured) Quick Connect Buckles  
1107807 Tongue Buckles  
1112126 Pass-Thru Buckles

**1102000**  
**DELTA™ VEST-STYLE HARNESS**  
Back D-ring, tongue buckle leg straps. (Universal Size)  
1102000 Tongue Buckles (pictured)  
1110600 Quick Connect Buckles  
1103321 Pass-Thru Buckles



**1101781**  
**DELTA™ VEST-STYLE HARNESS**  
Back and shoulder D-rings, pass-thru buckles. (Universal Size)  
1101781 (pictured) Pass-Thru Buckles  
1101254 Tongue Buckles  
1110602 Quick Connect Buckles

**DELTA™ VEST-STYLE HARNESSSES**

- 1107813** Front and back D-rings, Hi-Vis web, loops for belt, quick connect buckles. (XLarge) (1107804 LG)
- 1102001** Back D-rings, parachute adjuster leg straps. (Universal Size)
- 1101828** Back D-rings, parachute adjuster leg straps, shoulder retrieval D-rings. (Universal Size)
- 1104725** Back D-ring, with belt loops, non-conduct/sparking hardware, pass-thru buckle leg straps. (Universal Size)



# FULL BODY HARNESSSES

## DELTA™ CONSTRUCTION STYLE HARNESSSES

Made for general construction work, these harnesses have excellent tool-carrying capability, a sewn-in hip pad and removable body belt.

### 1110578

#### DELTA™ CONSTRUCTION STYLE HARNESS

Back and side D-rings, quick connect buckle legs and chest strap, belt with sewn-in back pad. (XLarge)

1110575 Small

1110576 Medium

1110577 Large



### 1101656

#### DELTA™ CONSTRUCTION STYLE HARNESS

Vest-style, back and side D-rings, belt with sewn-in back and shoulder pads, tongue buckle leg straps. (XLarge)

1102201 Small

1101654 Medium

1101655 Large

### DELTA™ CONSTRUCTION STYLE HARNESSSES

**1107809** Front, back and side D-rings, belt and hip pad, tongue buckle leg. (XLarge)  
1107805 SM 1107802 MED 1107801 LG

**1103513** Back D-ring, pass-thru buckles, loops for belt. (Universal Size)

**1103512** Back and side D-rings, pass-thru buckles, loop for belt. (Universal Size)

**1102526** Back D-ring, tongue buckle legs, loops for belt. (Universal Size)

**1102025** Back and side D-rings, tongue buckle legs, loops for belt. (Universal Size)

## DELTA™ CROSS-OVER STYLE HARNESSSES

A front-mounted D-ring makes the cross-over style ideal for ladder climbing and rescue applications.



### 1102950

#### DELTA™ CROSS-OVER STYLE HARNESS

Back and front D-rings, tongue buckle legs. (Universal Size)

1102950 (pictured)  
Tongue Buckles

1110700

Quick Connect Buckles

1102010

Pass-Thru Buckles



### 1110725

#### DELTA™ CROSS-OVER STYLE HARNESS

Back, front and side D-rings, quick connect buckles. (Universal Size)

1110725 (pictured)

Quick Connect Buckles

1103375

Tongue Buckles

1103270

Pass-Thru Buckles

### DELTA™ CROSS-OVER STYLE HARNESSSES

#### 1101812 CONSTRUCTION STYLE CROSS-OVER HARNESS

Front and back D-rings, pass-thru legs, belt and hip pad with side D-rings. (XLarge)

1101809 SM 1101810 MED 1101811 LG





**1106452** (pictured)  
**DELTA™ IRON WORKER'S HARNESS**  
 Vest-style, back D-ring, adjustable belt support straps with clips, body belt with permanently attached pad, shoulder pads, accessory clips, wear layer web on seat sling, pass-thru leg straps. (XLarge)  
 1106453 SM 1106451 MED 1106450 LG

**1106408**  
**DELTA™ IRON WORKER HARNESS**  
 Vest-style, back D-ring adjustable belt support straps with clips, body belt with permanently attached pad, shoulder pads, accessory clips, wear layer web on seat sling, tongue buckle leg straps. (XLarge)  
 1106403 SM 1106404 MED 1106405 LG



**1107778** (pictured)  
**DELTA™ TOWER CLIMBING HARNESS**  
 Vest-style, front and back D-ring, belt with 4" wide pad and side D-rings, two tool pouch D-rings, seat sling with positioning D-rings, tongue buckle legs. (XLarge)  
 1107776 SM 1107777 MED 1107775 LG



**1103352**  
**DELTA™ TOWER CLIMBING HARNESS**  
 Cross-over style, front D-ring, belt with 4" wide pad and side D-rings, two tool pouch D-rings, seat sling with positioning D-rings, tongue buckle legs. (XLarge)  
 1103355 SM 1103351 MED 1103350 LG

## DELTA™ ARC FLASH HARNESSES

Arc flash harnesses are perfect for use in any industry where high voltage electricity is a concern. That's because all DBI-SALA® arc flash equipment has been tested to perform in accordance with the stringent ASTM F887-05 Standard Specification for Personal Climbing Equipment.



**1110752**  
**DELTA™ ARC FLASH HARNESS**  
 7,000 lb. nylon web, no metal above the waist, front and back web loop, pass-thru buckle legs, leather insulators. (XLarge)  
 1110754 SM 1110750 MED 1110751 LG



**1110782**  
**DELTA™ ARC FLASH HARNESS**  
 7,000 lb. nylon web, back web loop, quick connect buckles, leather insulators, rescue loops. (XLarge)  
 1110788 Small  
 1110780 Medium  
 1110781 Large



**1110830**  
**DELTA™ ARC FLASH HARNESS**  
 With Nomex®/Kevlar® fiber web, PVC coated hardware, back D-ring, pass-thru leg straps. (Universal Size)



**1110812**  
**DELTA™ ARC FLASH HARNESS**  
 With Nomex®/Kevlar® fiber web, no metal above the waist, front and back web loop, quick connect buckle legs, leather insulators. (XLarge)  
 1110815 Small  
 1110810 Medium  
 1110811 Large



**1110802**  
**DELTA™ ARC FLASH HARNESS**  
 With Nomex®/Kevlar® fiber web, construction style, back web loop, quick connect buckles, pass-thru belt/hip pad with side D-rings. (XLarge)  
 1110803 Small  
 1110800 Medium  
 1110801 Large

### DELTA™ ARC FLASH HARNESSES

- 1110790** 7,000 lb. nylon web, vest-style, PVC coated hardware, back D-ring, pass-thru buckles. (Universal Size)
- 1110820** With Nomex®/Kevlar® fiber web, vest-style, back web loop, quick connect buckles. (Universal Size)
- 1110940** With Nomex®/Kevlar® fiber web, cross-over style, PVC coated hardware, front, back and side D-rings. (Universal Size)
- 1102005** 7,000 lb. nylon with coated hardware, one front rescue loop, pass-thru buckles. (XLarge)  
 1102002 SM 1102003 MED 1102004 LG

### DELTA™ ARC FLASH KITS

- 1150054** Includes 1110751 Delta™ arc flash nylon harness with web loop and 1246305 arc flash shock absorbing lanyard, 6', with bag. (Large)
- 1150058** Includes 1110752 Delta™ arc flash nylon harness with web loop and 1246305 arc flash shock absorbing lanyard, 6', with bag. (XLarge)

# FULL BODY HARNESSES

## DELTA VEST™

### HI-VIS REFLECTIVE AND NON-REFLECTIVE WORKVEST HARNESSSES

Sleeveless waist-length vest with harness built-in for high visibility, day or night. Meets ANSI class II requirements for high visibility vests.



**1111580**

#### DELTA VEST™ HI-VIS REFLECTIVE HARNESS

Orange workvest-style harness, reflective, back D-ring, quick connect legs. (Universal Size)



**1111584**

#### DELTA VEST™ HI-VIS REFLECTIVE HARNESS

Yellow workvest-style harness, reflective, back D-ring, quick connect legs. (Universal Size)



**1111576**

#### DELTA VEST™

Cotton blue workvest-style harness, non-reflective, back D-ring, quick connect legs. (Universal Size)

### DELTA™ HI-VIS REFLECTIVE AND NON-REFLECTIVE HARNESSSES

**1107404** Hi visibility orange workvest-style harness, reflective, back D-ring, tongue buckle legs. (Universal Size)

**1107420** Hi visibility yellow workvest-style harness, reflective, back D-ring, tongue buckle legs. (Universal Size)

**1107416** Blue cotton workvest-style harness, non-reflective, back D-ring, tongue buckle legs. (Universal Size)



## DELTA™ HARNESSSES FOR HOT WORK USE

These harnesses have Nomex®/Kevlar® fiber and are built with heat resistant and flame retardant webbing and have a 700° Fahrenheit char temperature.

**1105475**

#### DELTA™ HARNESS FOR HOT WORK USE

Vest-style, with Nomex®/Kevlar® fiber web, back D-ring, with non-conductive/spark hardware, pass-thru buckle leg straps, loops for belt. (Universal Size)



## DELTA™ RESIST WEBBING HARNESSSES

RESIST technology (polyurethane coated webbing) provides protection against grease, oil, dirt and grime.

**1110990**

#### DELTA RESIST WEBBING HARNESS

Vest-style, back D-ring, tongue buckle legs. (Universal Size)

### DELTA™ HARNESSSES FOR HOT WORK USE

**1104625** Vest-style, back D-ring, with Nomex®/Kevlar® fiber web, pass-thru buckle leg straps, loops for belt. (Universal Size)

**1109975** Vest-style, back D-ring, with Nomex®/Kevlar® fiber web, quick connect buckles, loops for belt. (Universal Size)

**1104775** Cross-over style, front, back and side D-rings, with Nomex®/Kevlar® fiber web, pass-thru buckle leg straps, loops for belt. (Universal Size)



## DELTA™ OIL AND DERRICK HARNESSES

These harnesses are designed specifically for workers who operate the monkey and tubing boards on oil rigs. They feature comfort and security, with easy donning. These models include connections for an optional derrick belt, which provides comfort while positioning for the next drilling pipe.

**Harnesses shown with derrick belt.**



### 1106354

#### DELTA™ DERRICK HARNESS

Back and lifting D-rings, tongue buckle legs and connection to 1003222 derrick belt. (XLarge)

- 1106357 Small
- 1106350 Medium
- 1106353 Large

### 1003222

**DERRICK BELT** Work positioning rings, tongue buckle belt. (XLarge)  
1003220 SM/MED, 1003221 LG

### 1106107

#### DELTA™ DERRICK HARNESS

18" dorsal D-ring extension, belt and hip pad with back D-ring, seat sling, tongue buckle legs, pass-thru connection to 1000570 derrick belt.

- 1106112 Small
- 1106108 Medium
- 1106106 Large

### 1000570

**DERRICK BELT** Work positioning rings, pass-thru buckle connection.

### 1105828

#### DELTA™ DERRICK HARNESS

Back, side D-rings, tongue buckle legs, use with 1000545 derrick belt. (XLarge)

- 1105826 Small
- 1105827 Medium
- 1105825 Large

### 1000545

**DERRICK BELT** Work positioning rings, pass-thru buckle connection. (XLarge)  
1000542 SM, 1000543 MED, 1000544 LG



*Built-in seat board for added support.*



### 1108128

#### DELTA™ BOSUN CHAIR HARNESS

Front and back D-ring with 18" dorsal D-ring extension, tongue buckle belt/pad and side D-rings, seat sling with rigid seat board. (X Large)

- 1108126 SM 1108127 MED 1108125 LG



## DELTA™ OIL AND DERRICK HARNESSES

**1106103** 18" dorsal D-ring extension, belt and hip pad with back D-ring, seat sling, tongue buckle legs. (XLarge)  
1106100 SM 1106101 MED 1106102 LG

**1104801** Back and lifting D-rings, tongue buckle legs and straps for connection to 1000555 derrick belt. (XLarge)  
1104803 SM 1104804 MED 1104800 LG

#### BOSUN CHAIR HARNESS

**1108103** Front, back and side D-rings with added 18" extension, tongue buckle belt/pad and side D-rings, with soft 8" wide seat sling. (XLarge)  
1108101 SM 1108102 MED 1108100 LG

# FULL BODY HARNESSES

## WORKSEATS AND BODY BELTS

### WORKSEATS

#### 1001190

Bosun chair, 12" x 24" x 1" board, cushion and side snaps.



#### 1001140

Bosun chair only, 12" x 24" x 1" board.

#### 1001005

Work seat with board, tongue buckle belt and pad, suspension D-rings, adjustable leg/shoulder strap. (XLarge)

1001001 XSM 1001002 SM 1001003 MED 1001004 LG

#### 1001090

Harness accessory, seat sling, 8" wide, belt attachment loops and D-rings.

#### 1001378

##### SUSPENDED WORKMAN'S CHAIR

Polyester webbing, alloy steel connectors, weight capacity of up to 420 lbs.



### LINEMAN BELTS



Our innovative, ergonomically designed belts provide the maximum in comfort, freedom of movement and ease-of-use.

See pages 28 & 29 for more information.

### TONGUE BUCKLE BELTS

#### 1000025

Tongue buckle belt, side D-rings, 3" pad. (XLarge)

1000022 SM

1000023 MED 1000024 LG



#### 1000055

Delta tongue buckle belt, no D-ring, no pad. (XLarge)

1000052 SM

1000053 MED 1000054 LG



**1000005** Tongue buckle belt, back D-ring, 3" pad. (XLarge)

1000002 SM 1000003 MED 1000004 LG

**1000165** Tongue buckle belt, with floating D-ring, no pad. (XLarge)

1000162 SM 1000163 MED 1000164 LG

**1000717** ExoFit™ tongue buckle belt, no D-ring, no pad. (XLarge)

1000708 SM 1000709 MED 1000716 LG

## CUSTOMIZE YOUR HARNESSES

DBI-SALA® can put a custom label on your harnesses, or group of harnesses, with an order of 12 or more.

- Same style of harness required, order can be in multiple sizes.
- One logo per harness.
- Logos on Delta™ harnesses—black on clear background, sublimation transferred.
- Logos on ExoFit™ and ExoFit™ XP—black on white background, heat transferred and sewn.
- Logos on ExoFit NEX™ harnesses—custom logo and embroidery, multiple colors to choose from.



# HARNES ACCESSORIES



## SUSPENSION TRAUMA SAFETY STRAPS

They are deployed when needed, hook together in seconds and let a suspended worker stand up in harness, relieving downward pressure. The continuous loop design allows for one- or two-foot suspension. You can quickly attach them to most harness brands right in the field. The compact, lightweight design stays out of your way.

**9501403**

## SUSPENSION TRAUMA SAFETY STRAPS

One pair, connects to most harnesses.

**9505712**


## FLAME RESISTANT SUSPENSION TRAUMA SAFETY STRAPS

One pair, connects to most harnesses.

**1150174**

## HARNES HYDRATION SYSTEM

50 oz. capacity, compatible with all DBI-SALA® harnesses.



**9500468**

## OFF-SHORE LIFEJACKET

Off-shore orange life vest, back opening for harness, safety whistle, 62 sq. inches of Solas grade reflective tape, foam-filled head support collar with two vertical adjustable straps, hinged back panel for comfort, universal size. Cat. No: 1600 type 1-US Coast Guard Approved.

**9511597**

## HARNES AND LANYARD BAG

DBI-SALA® bag 7-1/2" wide x 6-1/2" deep x 15-1/2" long, holds a harness and lanyard or 50 ft. of 5/8" rope.



**9504066**

## 11-POCKET CONSTRUCTION POUCH

**9504072**

## 15-POCKET CONSTRUCTION POUCH

**9501264**

## DBI-SALA® CELL PHONE HOLDER

**9505494**

## PERSONAL RADIO SLEEVE

Carrying holster for personal radio or Lad-Saf™ sleeve.

**5900892**


## POUCH WITH BELT LOOPS

Velcro closure (blue color)

**5900891**

## POUCH WITH BELT LOOPS

Clip and Velcro closure (blue color)



**9505504 SM, MED**

**9505515 LG, XL, XXL**

## LUMBAR WEAR PADS

Removable lumbar wear pad for ExoFit NEX™ wind energy harness belt.

## TOOL LANYARDS: Tether tools to prevent injury, damage and lost productivity from dropped items.

**1150914**

### TOOL LANYARD, SINGLE CARABINER WITH CHOKER

Extends from 42" to 50" and prevents tools from falling. Holds up to 15 lb. (6.8 kg) tool capacity. Simply choke off to any harness or belt. (tool not included)



**1150915**

### DOUBLE CARABINER

15 lb. (6.8 kg) capacity



**1150916**

### DOUBLE CARABINER

30 lb. (13.6 kg) capacity



**1150917**

### TWIN-LEG TRIPLE CARABINER

30 lb. (13.6 kg) capacity



**1150037**

### DORSAL WEB COVER

Helps protect dorsal webbing on harness while climbing or descending a ladder such as in wind turbine towers.



**9504374**

### ATTACHMENT BREAKAWAY LANYARD KEEPER

Plastic ring with velcro used to "park" lanyard when not in use.



**9502006**

### FOAM SHOULDER PAD

Sold one each, two required per harness.



**1231117**

### D-RING EXTENSION

D-ring at one end, snap hook at other x 18" (46 cm).



**9501207**

### DELTA™ COMFORT PAD

Attaches to most harnesses to provide wrap-around comfort.

SHOCK ABSORBING LANYARDS

THE GOVERNMENT  
HAS ITS STANDARDS.  
WE HAVE OURS.  
TRUST THE BEST.



---

**DBI-SALA® shock absorbing lanyards are made of quality materials and are built to last.**

---

You wouldn't trust your life to a lanyard that barely meets standards any more than you would trust your life to a co-worker who is barely competent. When you connect to a DBI-SALA® lanyard, you get the best in safety, ease-of-use and durability. Exceeding the needs of workers is the way DBI-SALA® has earned a reputation for continuous innovation in the design and manufacture of shock absorbing lanyards. These DBI-SALA® lanyards meet or exceed rigorous industry safety standards including OSHA and ANSI Z359.1. Trust the best.



# CHOOSING A LANYARD

Look for quality in these features when selecting a lanyard.

## 1 WEBBING

Webbing must be strong enough to endure rough use and exposure to sunlight and other elements, without tearing or fraying. Nomex®/Kevlar® webbing should be used for applications such as welding or arc flash hazards. Webbing may also be coated with polyurethane for protection against grease, oil and grime. Cable lanyards offer extra durability and are ideal if you're working in abrasive or high-heat environments.

## 2 IMPACT INDICATORS

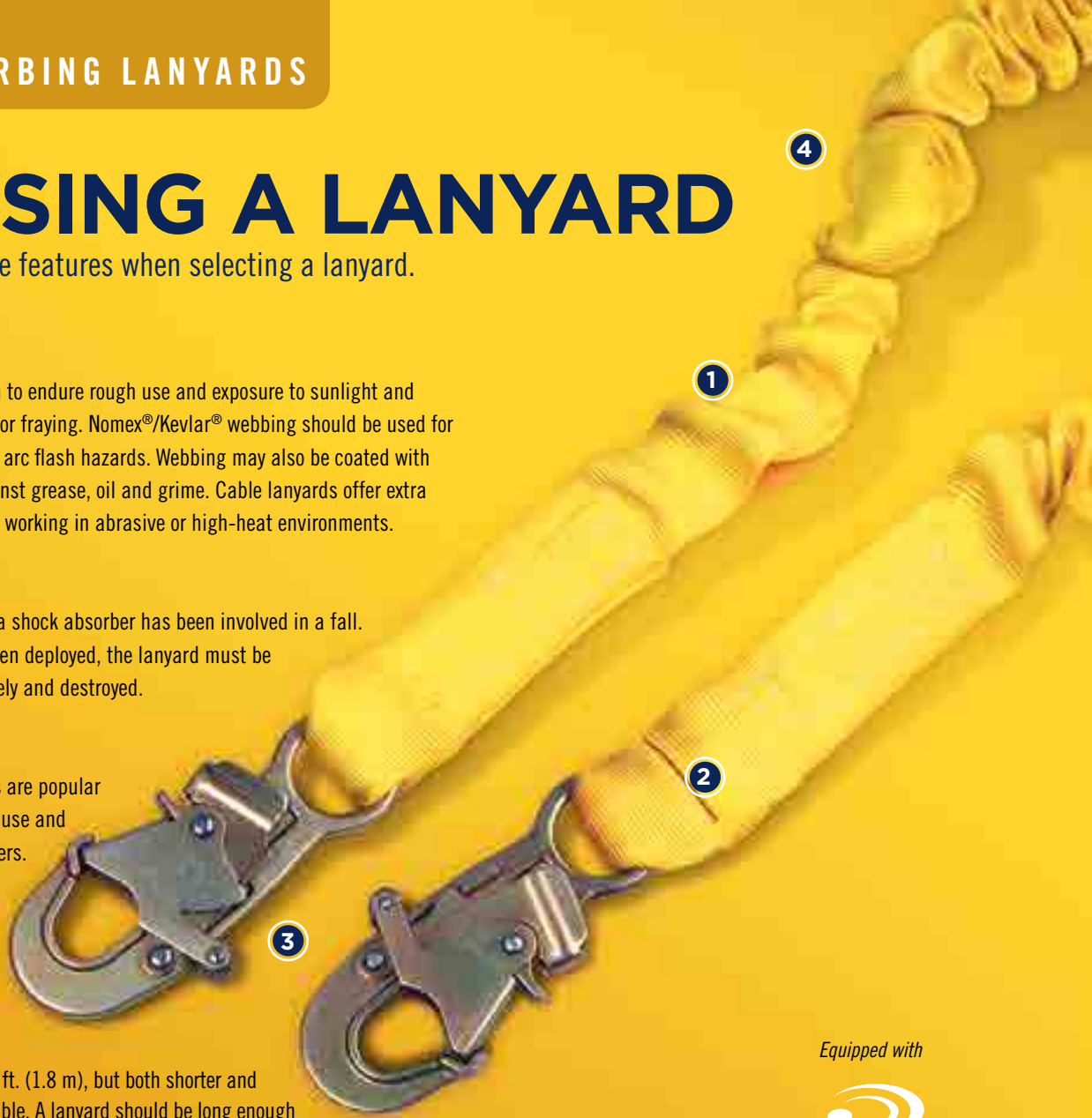
Impact indicators let you see if a shock absorber has been involved in a fall. Once an energy absorber has been deployed, the lanyard must be removed from service immediately and destroyed.

## 3 CONNECTOR/HOOK

DBI-SALA® patented snap hooks are popular because they allow one-handed use and won't pinch your thumbs or fingers. Lanyards can also be fitted with larger hooks or carabiners, for connection to larger anchorages.

## 4 LENGTH

The standard lanyard length is 6 ft. (1.8 m), but both shorter and longer length lanyards are available. A lanyard should be long enough to be user-friendly, but kept as short as possible to minimize the free fall distance.



Equipped with



## TYPES OF LANYARDS



### PACK STYLE SHOCK ABSORBING LANYARDS

These basic lanyards include a pack style shock absorber and offer a variety of leg types (web, cable, or with Kevlar® fiber). They dissipate energy, limiting the forces on your body during a fall.



### TUBULAR STYLE SHOCK ABSORBING LANYARDS

These lanyards feature an internal shock absorber that dissipates the energy of a fall. This style is available in both a traditional fixed length design and a "stretch" style that expands and contracts.



### DOUBLE-LEG 100% TIE-OFF LANYARDS

Two lanyards that are connected at one end. This style of lanyard is used to provide 100% tie-off, allowing you to stay protected when moving from one location to another.



### POSITIONING LANYARDS

Lanyards without shock absorbers, such as rope or web lanyards and chain rebar assemblies, are designed for positioning or restraint applications.



5


### 5 SHOCK ABSORBER

Lanyards used as part of a personal fall arrest system must contain an energy absorbing unit that limits fall arrest forces during a fall to less than 1,800 lbs. (8kN). Most designs keep forces below 900 lbs. (4kN) for added safety. Shock absorbers come in pack or tubular styles depending on your preference.



## STEEL AND ALUMINUM REBAR LOCK HOOKS

Patent-pending, locking gate/nose design for maximum strength and security.



2 1/2" gate opening designed to maximize inner diameter and fit around most structures.

Ergonomic design for enhanced functionality and to better fit in the palm of your hand.

**Aluminum Rebar Lock Hook**  
2-1/2" (63.5 mm) gate opening - 3,600 lb. (16kN) gate strength.



**Steel Rebar Lock Hook**  
2-1/2" (63.5 mm) gate opening - 3,600 lb. (16kN) gate strength.



**2000113 - Saflok™ Steel Carabiner**  
1-3/16" (30 mm) gate opening - 3,600 lb. (16kN) gate strength.



**2000114 - Saflok™ Steel Carabiner**  
2-3/16" (55.5 mm) gate opening - 3,600 lb. (16kN) gate strength.



**Wrapbax™ Hook**  
3/4" (19 mm) gate opening - 5,000 lb. (22kN) gate strength.



**Tie-back Carabiner**  
3/4" (19 mm) gate opening - 5,000 lb. (22kN) gate strength.



## Workers prefer DBI-SALA® snap hooks



One-hand operation makes DBI-SALA® snap hooks the most popular in the industry. You can even operate them with your gloves on. Open and close without getting your fingers in the way!

All DBI-SALA® lanyards feature 3,600 lb. (16kN) rated gates, meeting the rigorous ANSI Z359 standard.

SHOCK ABSORBING LANYARDS

### LANYARD HOOK OPTIONS

**Standard Hook**  
3/4" (19 mm) gate opening - 3,600 lb. (16kN) gate strength.



**Aluminum Rebar Hook**  
2-1/4" (57 mm) gate opening - 3,600 lb. (16kN) gate strength.



**Flat Steel Rebar Hook**  
2-1/2" (62.5 mm) gate opening - 3,600 lb. (16kN) gate strength.



**Saflok Max™ Steel Rebar Hook**  
3" (76.2 mm) gate opening - 3,600 lb. (16kN) gate strength.



### SPECIALTY LANYARDS



#### TIE-BACK LANYARDS

When a qualified anchorage connector is not available, a tie-back lanyard acts as both a connecting means and an anchorage connector, reducing inventory and cost.



#### LANYARDS FOR ARC FLASH AND HOT WORK USE

Special material with Kevlar® fiber has an 800°F char temperature rating, exceptional cut resistance and is ideal for high temperature environments or those requiring arc flash protection.



#### LANYARDS FOR TYING OFF AT YOUR FEET

These lanyards can be used at your feet, allowing a 12 ft. (3.7 m) free fall and maintaining forces below 1,800 lbs. (8kN). Also use for 6 ft. (1.8 m) falls for heavier workers up to 420 lbs. (190 kg).



#### FALL RESTRICTING DEVICE

Unique device cinches around a wood pole during a "cut out" preventing user from falling to the ground and allowing user to regain footing.

# SHOCK ABSORBING LANYARDS



ShockWave™2 is uniquely designed to expand and contract (6 ft. to 4-1/2 ft.), in reaction to a worker's movements. The tubular web stays out of your way when not in use, avoiding trips and snags. A built-in impact indicator provides easy visual evidence if the shock has been impact loaded through a fall or improper use. It limits the average fall arresting forces to 900 lbs. (4kN)



## 1244306

### SHOCKWAVE™2 LANYARD

Single-leg with snap hooks at each end x 6 ft. (1.8 m)



## 1244311

### SHOCKWAVE™2 LANYARD

Single-leg with snap hook and aluminum rebar hook x 6 ft. (1.8 m)



### SHOCKWAVE™2 LANYARDS

**1244321** Single-leg with snap hook and steel rebar hook x 6 ft. (1.8 m)

**1244360** Single-leg with snap hook and Saflok Max™ hook x 6 ft. (1.8 m)

**1244406** Double-leg with snap hooks at each end x 6 ft. (1.8 m)

**1244412** Double-leg with snap hook and flat steel rebar hooks x 6 ft. (1.8 m)

## 1244448

### SHOCKWAVE™2 100% TIE-OFF LANYARD


Double-leg with snap hook and Saflok Max™ hooks on leg ends x 6 ft. (1.8 m)



## 1244409

### SHOCKWAVE™2 100% TIE-OFF LANYARD

Double-leg with snap hook and aluminum rebar hooks on leg ends x 6 ft. (1.8 m)



# SHOCKWAVE™2 SPECIALTY LANYARDS

## RESCUE LANYARDS

These lanyards incorporate a built-in D-ring to help facilitate the rescue of a fallen worker.

**1244456**

### SHOCKWAVE™2 RESCUE LANYARD

Double-leg with snap hook and steel rebar hooks on leg ends, D-ring for rescue or self retracting lifeline (SRL) attachment x 6 ft. (1.8 m)



**1244750**

### SHOCKWAVE™2 RESCUE LANYARD

Double-leg with snap hook and steel rebar hooks on leg ends, integrated rescue D-rings x 6 ft. (1.8 m)



## SHOCKWAVE™2 RESCUE LANYARDS

**1244455** Double-leg with snap hooks and D-ring for SRL x 6 ft. (1.8 m)

**1244459** Double-leg with snap hook and Saflok Max™ rebar hooks and D-ring for SRL x 6 ft. (1.8 m)

**1244751** Double-leg with snap hook and aluminum rebar hooks on leg ends, integrated rescue D-rings x 6 ft. (1.8 m)

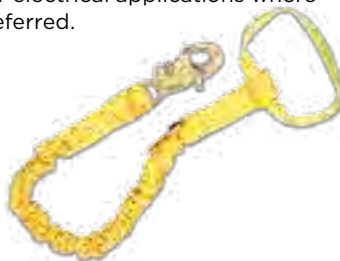
## WEB LOOP LANYARDS

Simply choke-off to back D-ring or to dorsal web loop. Reduces weight and is ideal for electrical applications where no metal above the waist is preferred.

**1244310**

### SHOCKWAVE™2 WEB LOOP LANYARD

Single-leg with snap hook at one end and web loop at the other x 6 ft. (1.8 m)



**1244413**

### SHOCKWAVE™2 WEB LOOP 100% TIE-OFF LANYARD

Double-leg with snap hooks at leg ends and web loop at center x 6 ft. (1.8 m)



**1244420**

### SHOCKWAVE™2 WEB LOOP 100% TIE-OFF LANYARD

Double-leg with steel hooks at leg ends x 6 ft. (1.8 m)



## ARC FLASH LANYARDS

Constructed from unique materials, these lanyards have Nomex®/Kevlar® fiber and are ideal for high heat environments or for electrical work when arc flash is a concern. Meets arc requirements of ASTM F887-11.

**1244610**

### SHOCKWAVE™2 ARC FLASH LANYARD

Nomex®/Kevlar® single-leg with snap hooks x 6 ft. (1.8 m)



**1244611**

### SHOCKWAVE™2 ARC FLASH LANYARD

With Nomex®/Kevlar® fiber single-leg with snap hook and web loop x 6 ft. (1.8 m)



**1244630**

### SHOCKWAVE™2 ARC FLASH LANYARD


With Nomex®/Kevlar® fiber double-leg with snap hooks x 6 ft. (1.8 m)



**1244631**

### SHOCKWAVE™2 ARC FLASH LANYARD

With Nomex®/Kevlar® fiber double-leg with snap hooks at leg ends and web loop at center x 6 ft. (1.8 m)



**1244632**

### SHOCKWAVE™2 ARC FLASH LANYARD

With Nomex®/Kevlar® fiber double-leg with aluminum hooks at leg ends x 6 ft. (1.8 m)



## TIE-BACK LANYARDS

When a qualified anchorage connector is not available, a tie-back lanyard acts as both a connecting means and an anchorage connector.

**1244650**

### SHOCKWAVE™2 TIE-BACK LANYARD

Single-leg with snap hook and 5,000 lb. tie-back carabiner x 6 ft. (1.8 m)



**1244675**

### SHOCKWAVE™2 100% TIE-OFF TIE-BACK LANYARD

Double-leg with snap hook and 5,000 lb. tie-back carabiners at leg ends x 6 ft. (1.8 m)



# SHOCK ABSORBING LANYARDS



**1246011**

**EZ-STOP™ LANYARD**

Single-leg with snap hooks at each end x 6 ft. (1.8 m)

## **EZ-STOP™** SHOCK ABSORBING LANYARDS

EZ-Stop™ lanyards use a controlled tearing action when subjected to fall arrest forces. They limit the average arresting forces to 900 lbs. (4kN) or less. These lanyards feature 1" polyester web construction (unless specified differently), double locking snap hooks, a durable nylon shock absorber cover and various lengths and hook options to fit your job.

**1246022**

**EZ-STOP™**  
**100% TIE-OFF LANYARD**

Double-leg with snap hooks at each end x 6 ft. (1.8m)



**EZ-STOP™ DOUBLE-LEG LANYARDS**

**1246196** Double-leg with elastic leg and snap hooks at each end x 6 ft. (1.8 m)

**1246021** Double-leg with snap hook and aluminum rebar hooks at leg ends x 6 ft. (1.8 m)

**1246024** Double-leg with snap hook and steel rebar hooks at leg ends x 6 ft. (1.8 m)

**1246113** Double-leg with snap hook at one end, SafLok Max™ steel rebar hook (3" gate opening) at leg ends x 6 ft (1.8 m)

**1246181** Double-leg with 7/32" vinyl covered cable and snap hooks x 6 ft. (1.8 m)

**1246234**

**EZ-STOP™**  
**ADJUSTABLE LANYARD**

Single-leg, adjustable length with snap hooks x 6 ft. (1.8 m)



**1246193**

**EZ-STOP™ LANYARD**

Double-leg with elastic legs, aluminum snap hook and aluminum rebar hooks at leg ends x 6 ft. (1.8 m)



**1246200**

**EZ-STOP™ LANYARD**

Elastic leg, 1" web, snap hooks at ends, x 6 ft. (1.8 m)



**1246188**

**EZ-STOP™ LANYARD**

7/32" vinyl coated cable, snap hook at each end x 6 ft. (1.8 m)



**EZ-STOP™ SINGLE-LEG LANYARDS**

**1246103** Single-leg with snap hook and aluminum rebar hook x 6 ft. (1.8 m)

**1246101** Single-leg with snap hook and Saflok Max™ hook x 6 ft. (1.8 m)

**1246100** Single-leg with snap hook and Saflok™ steel carabiner x 6 ft. (1.8 m)

**1246177**

**EZ-STOP™ SHOCK ABSORBER**

Add in-line to a non-shock absorbing lanyard for fall arrest applications. Snap hook at one end, D-ring at other x 19.5" (50 cm)



# EZ-STOP™ SPECIALTY LANYARDS

## MODULAR LANYARDS

**Industries first modular lanyard, reduces overall cost of ownership.**

- Components can be replaced individually rather than purchasing entire new unit.
- Unique connectors that offer maximum versatility.
- Patented, one-handed quick connect design.
- Components can be changed in the field to accommodate various tasks.
  - Leg lengths and materials.
  - Single-leg to double-leg.
  - Larger or smaller-sized hooks.

### 1246040


Modular web leg connector at one end, aluminum snap hook at other end x 6 ft. (1.8 m)



**1246041** Modular web leg connector at one end, snap hook at other end x 6 ft. (1.8 m)

### 1246042

Modular elastic leg, modular connector at one end, snap hook at other end x 6 ft. (1.8 m)



**1246043** Modular elastic leg, modular connector at one end, aluminum snap hook at other end x 6 ft. (1.8 m)

### 1246044

With Kevlar® fiber reinforced leg, modular connector at one end, snap hook at other end x 6 ft. (1.8 m)



**1246045** Modular web legs, 100% tie-off, modular connector at one end, steel rebar hook (2 1/2" gate opening) at leg ends x 6 ft. (1.8 m)

**1246046** Modular web legs, 100% tie-off, modular connector at one end, steel rebar hook (2 1/2" gate opening) at leg ends x 6 ft. (1.8 m)

**1246047** Modular elastic legs, 100% tie-off, modular connector at one end, steel rebar hook (2 1/2" gate opening) at leg ends x 6 ft. (1.8 m)

### 1246048

Modular elastic legs, 100% tie-off, modular connector at one end, aluminum rebar hook (2 1/2" gate opening) at leg ends x 6 ft. (1.8 m)



**1246049** Modular Kevlar® leg, 100% tie-off, modular connector at one end, steel rebar hook (2 1/2" gate opening) at leg ends x 6 ft. (1.8 m)

### 1246050

Modular Wrapbax™ web leg, modular connector at one end, Wrapbax™ hook at other end x 6 ft. (1.8 m)



### 1246060

Modular shock absorber, modular connector at one end, aluminum snap hook at other end.



**1246061** Modular shock absorber, modular connector at one end, snap hook at other end.

## TIE-BACK LANYARDS

When a qualified anchorage connector is not available, a tie-back lanyard acts as both a connecting means and an anchorage connector.

### 1246085

#### EZ-STOP™ TIE-BACK LANYARD

Single-leg with floating D-ring for tie-back, snap hooks at ends x 6 ft. (1.8m)



**1246070** Double-leg with floating D-rings for tie-back, snap hooks at ends x 6 ft. (1.8m)

### 1246088

#### EZ-STOP™ TIE-BACK LANYARD

Single-leg with floating D-ring for tie-back, snap hook and aluminum rebar hook x 6 ft. (1.8m)



**1246071** Double-leg with floating D-rings for tie-back, snap hook and aluminum rebar hooks at leg ends x 6 ft. (1.8m)

### 1246072

#### EZ-STOP™ 100% TIE-OFF TIE-BACK LANYARD

Double-leg with floating D-rings for tie-back, snap hook and steel rebar hook at leg ends x 6 ft. (1.8m)



**1246089** Single-leg with floating D-ring for tie-back, snap hook and steel rebar hook x 6 ft. (1.8m)

## RESIST LANYARDS

Polyurethane coated webbing provides ultimate protection against grease, oil and grime.

### 1246226

#### EZ-STOP™ RESIST LANYARD

Single-leg polyurethane coated web, snap hooks x 6 ft. (1.8m)



### 1246203

#### EZ-STOP™ TIE-BACK RESIST LANYARD

Double-leg polyurethane coated web, floating D-rings for tie-back, snap hooks x 6 ft. (1.8m)



**1246213** Double-leg polyurethane coated web, snap hooks x 6 ft. (1.8m)

## SHOCK ABSORBING LANYARDS

### LANYARDS FOR ARC FLASH AND HOT WORK USE

Constructed from unique materials, these lanyards are ideal for high heat environments or for electrical work when arc flash is a concern. Meets arc requirements of ASTM F887-11.

**1246306**

#### EZ-STOP™ ARC FLASH LANYARD

Single-leg with Nomex®/Kevlar® fiber web with snap hooks x 6 ft. (1.8 m)



#### EZ-STOP™ FOR ARC FLASH AND HOT WORK USE

**1246300** With Nomex®/Kevlar® fiber web, snap hooks at ends, polyurethane coated web, 100% tie-off, web loop at one end, snap hooks at leg ends x 6 ft. (1.8 m)

**1246307** Single-leg with Nomex®/Kevlar® fiber webbing, aluminum snap hook and aluminum rebar hook at leg end, x 6 ft. (1.8 m)

**1246309** Single-leg with Nomex®/Kevlar® fiber webbing, floating D-ring for tie-back and snap hooks x 6 ft. (1.8 m)

**1246321** With Nomex®/Kevlar® fiber web, snap hooks at ends, polyurethane coated web, 100% tie-off, web loop at one end, snap hooks at leg ends x 6 ft. (1.8 m)

**1246310** With Nomex®/Kevlar® fiber web, web loop at one end, snap hook at the other end x 6 ft. (1.8 m)

**1246311** Polyurethane coated web, web loop at one end, snap hook at other end x 6 ft. (1.8 m)

**1246324** With Nomex®/Kevlar® fiber web, floating D-ring for choke, snap hook at ends x 6 ft. (1.8 m)

**1246320**

#### EZ-STOP™ ARC FLASH LANYARD

Double-leg Force2™ with adjustable Nomex®/Kevlar® fiber webbing and snap hooks at ends x 6 ft. (1.8 m)



**1246317** With Nomex®/Kevlar® fiber adjustable webbing and snap hooks at ends x 6 ft. (1.8 m)

**1246318** With Nomex®/Kevlar® fiber adjustable webbing and snap hook at one end and aluminum rebar hook at the other end x 6 ft. (1.8 m)

### WEB LOOP LANYARDS

Simply choke-off to back D-ring or to dorsal web loop. Reduces weight and is ideal for electrical applications where no metal above the waist is preferred.

**1246104**

#### EZ-STOP™ WEB LOOP LANYARD

Single-leg with snap hook at one end and web loop at other x 6 ft. (1.8 m)



### RETRAX™ LANYARDS

Unique spring technology retracts and expands from 2-1/2 ft. to 6 ft. in reaction to users movements.



**1241480**

**EZ-STOP™ RETRAX™ 100% TIE-OFF LANYARD**  
Double-leg with snap hooks at each end x 6 ft. (1.8 m)

**1241460**

#### EZ-STOP™ RETRAX™ LANYARD

Single-leg with snap hooks at each end x 6 ft. (1.8 m)



#### EZ-STOP™ RETRAX™ LANYARDS

**1241461** Single-leg with snap hook and flat steel rebar hook x 6 ft. (1.8 m)

**1241462** Single-leg with snap hook and aluminum rebar hook x 6 ft. (1.8 m)

**1241463** Single-leg with snap hook and web loop x 6 ft. (1.8 m)

**1241481** Double-leg with snap hook and flat steel rebar hooks at leg ends x 6 ft. (1.8 m)

**1241482** Double-leg with snap hook and aluminum rebar hooks at leg ends x 6 ft. (1.8 m)

## EZ-STOP™

### LEADING EDGE SHOCK ABSORBING LANYARDS

Engineered for sharp edges, these lanyards incorporate edge certified cable construction and offer Force2™ foot-level tie-off ability (for maximum 12 ft. free fall).



**1246066**

#### EZ-STOP™ LEADING EDGE SHOCK ABSORBING LANYARD

Single-leg with snap hooks at each end x 6 ft. (1.8 m)

**1246178** Double-leg with aluminum snap hook at center and aluminum locking rebar hooks at leg ends x 6 ft. (1.8 m)

**1246261** Single-leg with snap hook at one end, steel rebar hook at the other end x 6 ft. (1.8 m)

**1246068** Double-leg with aluminum snap hooks at center and at each leg x 6 ft. (1.8 m)

# WrapBax™ TIE-BACK LANYARDS

WrapBax™2 eliminates the need for a separate anchorage connector, reducing inventory and cost, simplifying inspections, training and improving compliance. It offers a unique 5,000 lb. (22kN) hook and heavy duty webbing, providing abrasion resistance. Limits the average arresting force to 900 lbs. (4kN) or less.



**1246229**

## WRAPBAX™2 TIE-BACK LANYARD

Single-leg with snap hook and 5,000 lb. (22kN) WrapBax™ hook x 6 ft. (1.8 m)

**1246173** Single-leg Force2™ with snap hook and 5,000 lb. (22kN) WrapBax™ hook x 6 ft. (1.8 m)



**1246080**

## WRAPBAX™2 TIE-BACK LANYARD

Double-leg with snap hook and 5,000 lb. (22kN) WrapBax™ hooks at leg ends x 6 ft. (1.8 m)

**1246075** Double-leg Force2™ with snap hook and 5,000 lb. (22kN) WrapBax™ hooks at leg ends x 6 ft. (1.8 m)

SHOCK ABSORBING LANYARDS



## SHOCK ABSORBING LANYARDS

Ideal when there is no overhead anchorage and your only option is to tie-off at your feet. It can be used for up to a 12 ft. (3.7 m) free fall and limits the average forces below 1,800 lbs. (8kN) It can also be used as a standard lanyard up to a 6-ft. free fall for workers that require a capacity of 311 lbs. to 420 lbs. (141 kg to 190 kg)

**1246167**

## FORCE2™ LANYARD

Single-leg with snap hooks at each end x 6 ft. (1.8 m)

**1246159** Double-leg with snap hook and flat steel rebar hooks at legends x 6 ft. (1.8 m)

**1246161** Double-leg with snap hooks at each end x 6 ft. (1.8 m)

**1246143** Double-leg with snap hook at one end, SafLok Max™ steel rebar hook (3" gate opening at leg ends x 6 ft (1.8 m)



**1246147**

## FORCE2™ LANYARD

Double-leg, elastic webbing with snap hooks at ends x 6 ft. (1.8 m)

**1246130** Shock absorber only, snap hook on one end D-ring on other end x 1.4 ft. (0.4m)

**1246145** Elastic legs, 100% tie-off, aluminum hook x 6 ft. (1.8 m)

**1246272** 100% tie-off, rope legs, steel rebar hooks x 6 ft. (1.8 m)

**1246273**

## FORCE2™ LANYARD

Rope, 100% tie-off, aluminum snap hook at one end, aluminum rebar (2 1/2" gate opening) at ends x 6 ft. (1.8 m)



## WIND ENERGY LANYARDS



**1246032**

## FORCE2™ WIND ENERGY LANYARD

Double-leg with elastic webbing, aluminum snap hook and rebar hooks at leg ends, Tech-Lite™ rescue D-rings, nylon shock pack with PVC cover x 6 ft. (1.8 m) Global compliance OSHA, ANSI and CE.

## FORCE2™ WIND ENERGY LANYARDS

**1246152**

## FORCE2™ WIND ENERGY LANYARD

Double-leg with elastic web, snap hook and Saflok Max™ hooks on leg ends, integrated rescue D-rings x 6 ft. (1.8 m)



**1246153** Double-leg with elastic web, snap hook and aluminum rebar hooks at leg ends, integrated rescue D-rings x 6 ft. (1.8 m)

**1246030** Double-leg with elastic web, snap hook and steel rebar hooks at leg ends x 6 ft. (1.8 m)

**1246151** Double leg with Hi-Vis elastic webbing, aluminum snap hook and aluminum rebar hooks on ends, integrated rescue D-rings x 6 ft (1.8 m)

**1246208** Double-leg with elastic web, snap hook and Saflok Max™ hooks at leg ends x 6 ft. (1.8 m)



# POSITIONING LANYARDS

Lanyards without shock absorbers, such as rope or web lanyards and chain rebar assemblies, are designed for positioning or restraint applications.

## WEB POSITIONING LANYARDS

1" polyester web construction for durability that will last. Available in various lengths.

**1231016**

### WEB LANYARD

Single-leg with 1" polyester web, adjustable length and snap hooks at each end x 6 ft. (1.8 m)



**1231106**

### WEB LANYARD

Single-leg with 1" polyester web and snap hooks at each end x 6 ft. (1.8 m)



### POSITIONING WEB LANYARDS

**1231102** Single-leg with 1" polyester web and snap hooks x 2 ft. (0.6 m)

**1231103** Single-leg with 1" polyester web and snap hooks x 3 ft. (0.9 m)

**1231104** Single-leg with 1" polyester web and snap hooks x 4 ft. (1.2 m)

## ROPE POSITIONING LANYARDS

Nylon or polyester rope available in various lengths with exclusive five-tuck splice and seizing method to hold the connection and prevent unweaving.

**1232354**

### NYLON ROPE LANYARD

Single-leg 1/2" nylon rope with snap hooks at each end x 6 ft. (1.8 m)



**1232210**

### POLYESTER ROPE LANYARD

Single-leg 1/2" polyester rope with adjustable length and snap hooks at each end x 6 ft. (1.8 m)



### POSITIONING ROPE LANYARDS

**1232209** Single-leg 1/2" nylon rope with adjustable length and snap hooks at each end x 6 ft. (1.8 m)

**1232306** Single-leg 1/2" polyester rope with snap hooks at each end x 6 ft. (1.8 m)

## CHAIN & WEB REBAR POSITIONING LANYARDS

Made of twist link chain or polyester web for strength and durability. A variety of hook options provide a safe and compatible connection to many types of structures.



**5920059**

### CHAIN REBAR ASSEMBLY

Chain rebar assembly with snap hooks and swiveling Saflok Max™ hook at center x 24". (60 cm)

### CHAIN REBAR LANYARDS

**5920050** Chain rebar assembly with snap hooks and swiveling flat steel rebar hook at center x 20.5". (52 cm)

**5920051** Chain rebar assembly with snap hooks and swiveling aluminum rebar hook at center x 22". (56 cm)

**5920080** Chain rebar assembly with snap hooks and aluminum rebar hook at center x 20.5". (52 cm)

**5920101** Chain rebar assembly with snap hooks and swiveling 2000114 carabiner at center x 22". (56 cm)



**1231380**

### WEB REBAR ASSEMBLY

Web rebar assembly with snap hooks and aluminum rebar hook at center x 18". (45 cm)

### WEB REBAR LANYARDS

**1231389** Web rebar assembly with snap hooks and Saflok Max™ hook at center x 18". (45 cm)

**1231520** Web rebar assembly with snap hooks and swiveling aluminum hook at center x 22". (56 cm)

**2108403**

### SPREADER HOOK

Use with large carabiner to form a positioning assembly that is short and compact. Steel hooks with self locking/closing 3,600 lb. (16kN) gates.





WHERE BUCKET TRUCKS DARE NOT GO.

# CYNCH-LOK™ GETS YOU THERE FASTER AND SAFER.



Cynch-Lok™ was developed with help from real pole climbers and features effortless adjustment and “cynches” around the pole during a “cut-out.” Cynch-Lok meets CSA Z259.14 standards for Type A and AB (dry, wet and icy poles) and ASTM F887-11. Cynch-Lok allows you to easily hitch-hike poles (move or jump the strap upwards) with a hand position that’s comfortable. It also moves past obstacles without difficulty. Exterior straps can easily be swapped out in the field depending on pole size, eliminating the need for multiple systems.

POSITIONING LANYARDS

## CYNCH-LOK™ FALL RESTRICTING DEVICES

**1204057**

### CYNCH-LOK™ ROPE FOR DISTRIBUTION POLES

- Pole Size (Dia/Circ): Min 5.5"/17.5" - Max 18.5"/58"
- Weight: 4.8 lbs. (2.1 kg)



- 1204058** Cynch-Lok™ Rope for Transmission Poles,  
Pole Size: (Dia/Circ): Min 5.5"/17.5" - Max 30.5"/96"  
Weight: 5.3 lbs. (2.4 kg)

**1204075**

### CYNCH-LOK™ WEB FOR DISTRIBUTION POLES

- Pole Size (Dia/Circ): Min 5.5"/17.5" - Max 18.5"/58"
- Weight: 4.9 lbs. (2.2 kg)



- 1204076** Cynch-Lok™ Web for Transmission Poles,  
Pole Size: (Dia/Circ): Min 5.5"/17.5" - Max 30.5"/96"  
Weight: 5.4 lbs. (2.4 kg)

## CYNCH-LOK™ REPLACEMENT COMPONENTS

**1200110**

### CYNCH-LOK™ REPLACEMENT STRAP FOR DISTRIBUTION POLES

- Pole Size (Dia/Circ): Min 5.5"/17.5" - Max 18.5"/58"
- Weight: 1.9 lbs. (.86 kg)

- 1200111** Cynch-Lok™ Replacement Strap for  
Transmission Poles, Pole Size: (Dia/Circ): 5.5"/17.5  
- Max 30.5"/96, Weight: 2.4 lbs. (1.1 kg)



**1200115** (not shown)

### CYNCH-LOK™ REPLACEMENT ROPE INTERIOR STRAP

- Weight: 2.9 lbs. (1.3 kg)

**1200136** (not shown)

### CYNCH-LOK™ REPLACEMENT WEB INTERIOR STRAP

- Weight: 3.0 lbs. (1.3 kg)

**1204077** (not shown)

### CYNCH-LOK™ LEFT CARABINER CONVERSION KIT-WEB

**1204074** (not shown)

### CYNCH-LOK™ LEFT CARABINER CONVERSION KIT-ROPE

## ADDITIONAL POSITIONING LANYARDS

**1234030**

### ADJUSTABLE WEB POSITIONING STRAP

Nylon web with friction  
buckle and snap  
hooks x 6 ft. (1.8 m)



**1234071**

### ADJUSTABLE ROPE POSITIONING STRAP

with Rope Adjuster  
x 8 ft. (2.4 m)



**1234070**

### ADJUSTABLE ROPE POSITIONING STRAP

with snap hook and rope  
adjuster x 8 ft. (2.4 m)



SELF RETRACTING LIFELINES

UP HERE, PUT YOUR  
TRUST IN GEAR  
THAT WORKS AS  
HARD AS YOU DO.



## Capital Safety™ is #1 in the development of reliable, versatile self retracting lifelines (SRLs).

Our innovations include the first retractable lifeline, sealed SRL, RSQ™ dual-mode SRL, 3-way SRL with built-in retrieval and the impact indicator—important safety innovations which have now been widely adopted across the industry. When there is nothing between you and the ground but clouds, it doesn't make sense to choose another brand. Our SRLs meet OSHA and ANSI standards.



### HOW TO CHOOSE THE RIGHT SRL?

- **HOUSING CONSTRUCTION**  
Thermoplastic—When weight is key.  
Aluminum—When ultimate durability is required.
- **LIFELINE MATERIAL** Wire rope or synthetic options for varying environments.
- **SEALED DESIGN** For harsh/corrosive environments.
- **RETRIEVAL** Ideal for confined space rescue/retrieval applications.
- **RSQ™** Built-in rescue allows user to be lowered after a fall either automatically or manually.
- **FAST-LINE™** Allows user to replace lifeline assembly in the field.
- **TIE-BACK** Eliminates the need for a separate anchorage connector.
- **HARNNESS MOUNT** Direct connection takes the hassle out of fall protection.
- **ARC FLASH RATED** Built to withstand the demands of electrical work.
- **LEADING EDGE** Specialized lifeline and external shock for leading edge applications.

MATRIX	SEALED-BLOK™	ULTRA-LOK™	TALON™	NANO-LOK™
Lifeline Lengths	15' - 175'	10' - 85'	6' - 16'	6' - 9'
Housing Construction	Aluminum	Thermoplastic	Thermoplastic	Thermoplastic
Lifeline Material	Cable/Synthetic	Cable/Synthetic/Web	Web	Web/Cable
Sealed Design for Corrosive Environment	▪			
Retrieval Option	▪			
RSQ™	▪	▪		
FAST-Line™	▪			
Tie-Back Option			▪	▪
Direct Harness Mount			▪	▪
Arc Flash Rated		▪		
Leading Edge		▪		▪
Compact Size				▪

Equipped with



# SELF RETRACTING LIFELINES

## SEALED-BLOK™ SELF RETRACTING LIFELINES

These sealed SRLs incorporate a patented concept that separates all dynamic components, including the motor spring and brake, from foreign elements such as grease, moisture and dirt. You can always trust your SRL to work at peak efficiency without worrying about the environment you're working in.

**TRUSTED** - Our sealed SRLs are backed by decades of proven field service for absolute confidence.

**DURABLE** - Heavy-duty, corrosion resistant materials stand-up to even the harshest of environments.

**RELIABLE** - Sealed design protects device from foreign elements, extending maintenance intervals and longevity.



PIVOTING ANCHORAGE LOOP  
Centers the load.

ALUMINUM HOUSING  
Provides exceptional strength, durability and corrosion resistance.

STAINLESS STEEL END-PLATE

SEALED DESIGN  
Ensures efficient, safe operation under all working conditions —only SRL to meet IP68 sealed rating.

ANTI-RATCHETING DESIGN  
Stays locked on rigid and non-rigid (horizontal lifeline) anchors.

420 LB. WEIGHT CAPACITY  
Higher capacity for operator and tools (option).

Model Shown  
3400900



CARRYING HANDLE  
Built-in design for easy transport—certified as secondary fall arrest rated anchorage point.

ERGONOMIC CABLE HANDLE  
Provides added comfort and ease-of-use when making connections.

SELF LOCKING SWIVEL HOOK  
Limits lifeline twisting.

GALVANIZED & STAINLESS STEEL CABLE  
Abrasion resistant and corrosion resistant lifeline options.

FAST-LINE™

Provides the user with ability to replace the lifeline in the field.

IMPACT INDICATOR  
Provides visual indication of fall arrest.

RSQ™ DUAL-MODE DESIGN  
(see pages 64-65 for details)  
Allows user to select either fall arrest mode or descent mode.

3,600 LB. GATE  
Reduces chances of accidental disengagement (“roll-out”).

Equipped with



Model Shown  
3400930

# SEALED-BLOK™

## SELF RETRACTING LIFELINES

The Sealed-Blok™ lifeline extends and retracts enabling the user to move about within a recommended working area at normal speeds. Should a fall occur, a speed-sensing brake system (4.5 ft./sec.) will activate, stopping the fall and reducing the forces imposed on the user to 900 lbs. (4kN) or less.



3-way models with built-in emergency retrieval and mounting brackets are ideal for confined space rescue. Available with and without mounting brackets. See confined space section for additional options.



FAST-Line™ allows the lifeline assembly to be replaced out in the field.

### FAST-LINE™ CABLE REPLACEMENT ASSEMBLIES



		LIFELINE MATERIAL	HOOK MATERIAL	INCLUDES MOUNTING BRACKET	RETRIEVAL CAPABILITY	RSQ CAPABILITY	310 LB. (141 KG) WEIGHT CAPACITY	420 LB. (189 KG) WEIGHT CAPACITY	15 ft. (4.5 m)	30 ft. (9.1 m)	50 ft. (15.2 m)	85 ft. (25.9 m)	130 ft. (39.6 m)	175 ft. (53.3 m)		
OSHA/ANSI	GALVANIZED CABLE	STEEL					■		3400825	3400800						
								■				3400900	3400860	3400965	3400650	
				■					■		3400850					
				■					■				3400920	3400870	3400975	3400660
				■	■				■				3400940	3400910	3401002	
				■					■				3400930	3400885	3400990	
	STAINLESS STEEL CABLE	STAINLESS STEEL						■		3400853						
				■					■			3400923	3400871	3400976		
									■		3400827	3400802				
									■				3400902	3400862	3400967	3400652
									■				3400932	3400886	3400991	
				■					■		3400852					
								■			3400922	3400874	3400979	3400661		
		■	■				■				3400942	3400912	3401004			
		■					■		3400858							
								■			3400926	3400882	3400987			
	WEIGHT									12 lbs. (5.5 kg)	18 lbs. (8 kg)	29 lbs. (13 kg)	44 lbs. (20 kg)	60 lbs. (27 kg)	114 lbs. (51.7 kg)	
	SEALED DESIGN									Sealed	Sealed	Sealed	Sealed	Sealed	Sealed	
FAST-LINE™											Standard	Standard	Standard	Standard		
APPROXIMATE LENGTH									10.2" (25 cm)	11.5" (29 cm)	13.3" (34 cm)	16" (41 cm)	18.7" (48 cm)	16.8" (42.7 cm)		
APPROXIMATE WIDTH									7.6" (19 cm)	9.4" (24 cm)	10.4" (27 cm)	9.9" (25 cm)	11.7" (30 cm)	14" (35.6 cm)		
APPROXIMATE HEIGHT									4.3" (11 cm)	5.4" (14 cm)	6.9" (18 cm)	6.7" (17 cm)	7.2" (18 cm)	12.3" (31.2 cm)		

Other models available; please contact Capital Safety™.

### 3900105

**Galvanized Cable with Plated Hook**  
50 ft. (15 m) FAST-Line™ galvanized replacement cable assembly.

**3900108** 85 ft. (25.5 m)

**3900112** 130 ft. (39 m)

### 3900107

**Stainless Steel Cable with Stainless Steel Hook**  
50 ft. (15 m) FAST-Line™ stainless steel replacement cable assembly.

**3900111** 85 ft. (25.5 m)

**3900114** 130 ft. (39 m)

# SELF RETRACTING LIFELINES

## ULTRA-LOK™ SELF RETRACTING LIFELINES

These SRLs are rugged, yet extremely lightweight and superbly engineered devices you can count on for safety, efficiency and comfort. Stainless steel components, an anti-ratcheting brake system and a semi-sealed design provide the user with a system built to last.

### SEMI-SEALED DESIGN

Gasket between housing halves helps prevent contaminants from entering, extending life of device.



Model Shown  
3504550

### RSQ™ DUAL-MODE DESIGN

(see pages 64-65 for details)  
Allows user to select either fall arrest mode or descent mode.



Model Shown 3504450

### TOP SWIVEL

Limits lifeline twisting for smoother operation.

### CONSTANT MOVING PAWLS

Helps prevent corrosion or freeze-up and provides audio indicator of functioning brake system.

### ANTI-RATCHETING DESIGN

Stays locked on rigid and non-rigid (horizontal lifeline) anchors.

### RESERVE LIFELINE

Allows brake to function properly when entire lifeline is extended.

### STAINLESS STEEL COMPONENTS

Motor spring, fasteners, locking pawls, shaft, springs and ratchet plate are stainless steel to extend life of device.

### THERMOPLASTIC HOUSING

Lightweight, compact and durable.

### ERGONOMIC CABLE HANDLE

Provides added comfort and ease-of-use when making connections.

### MULTIPLE LIFELINE OPTIONS

Cable, web, Vectran™ and Spectra™ rope lifeline options for ultimate jobsite flexibility.

### SELF LOCKING SWIVEL HOOK

Limits lifeline twisting.

### IMPACT INDICATOR

Provides visual indication of fall arrest.

### 3,600 LB. GATE

Reduces chances of accidental disengagement ("roll-out").

### 420 LB. WEIGHT CAPACITY

Higher capacity for operator and tools (option).


Equipped with



# ULTRA-LOK™

## SELF RETRACTING LIFELINES

The Ultra-Lok™ lifeline extends and retracts, enabling the user to move about within a recommended working area at normal speeds. Should a fall occur, a speed-sensing brake system (4.5 ft./sec.) will activate, stopping the fall and reducing the forces imposed on the user to 900 lbs. (4kN) or less.



### 3103108

#### WEB SRL

Nylon web lifeline models are lighter weight for added comfort and are less abrasive to objects around system.



### 3103175

#### ARC FLASH SRL

Kevlar®/Nomex® lifeline offers the ultimate in spark, fire resistance and electrical conductivity for utility, welding, cutting and torching applications.



### 3504500

#### LEADING EDGE SRL

Unique design incorporates larger diameter 7/32" cable and an in-line shock absorber for the demands of leading edge applications.

LIFELINE MATERIAL	HOOK STYLE	HOOK THROAT SIZE (IN)	RATED GATE CAPACITY (LBS.)	SWIVEL HOOK	COMPATIBLE WITH ORDER PICKER MOUNT**	LEADING EDGE	RSQ	SRL WEIGHT CAPACITY (LBS.)	11 ft.	15 ft.	20 ft.	30 ft.	50 ft.	55 ft.	85 ft.
									(3.4 m)	(4.6 m)	(6.1 m)	(9.1 m)	(15.2 m)	(16.7 m)	(26 m)
GALVANIZED CABLE	STEEL CARABINER	5/8	3,600	■				310			3504445	3504446	3504463		
	STEEL HOOK	5/8	3,600	■		■		310	3504422			3504500		3504600	
		3/4	3,600	■			■	310					3504550		
STAINLESS STEEL CABLE	STEEL HOOK	3/4	3,600	■			■	310					3504551		
		310		3504434	3504431	3504451	3504486								
	STAINLESS STEEL HOOK	3/4	3,600	■			■	310				3504552			
VECTRAN ROPE	STEEL HOOK	3/4	3,600	■				310			3504438		3504480		
		310		3504437	3504432	3504452	3504487								
NYLON WEB	STEEL CARABINER	11/16	3,600					310			3103209				
			420	3103119											
	STAINLESS STEEL CARABINER	11/16	3,600					310		3103214					
	ALUMINUM REBAR HOOK	2 1/4	3,600		■			420	3103110						
	STEEL HOOK	5/8	3,600	■	■			420	3103108						
				■	■			420	3103120						
				■				310		3103208					
				■				420	3103107						
	STAINLESS STEEL HOOK	3/4	3,600					310			3103207				
				■	■			420	3103136						
KEVLAR®/NOMEX® FIBER WEB	STEEL HOOK	5/8	3,600	■	■			310	3103175						
				■				310		3103275					
	WEB LOOP (CHOKER)	N/A	N/A		■			310	3103176						
APPROXIMATE WEB SRL WEIGHT									39 lbs. (1.8 kg)	–	5.5 lbs. (2.5 kg)	–	–	–	–
APPROXIMATE CABLE (GALV) SRL WEIGHT									8 lbs. (3.6 kg)	11 lbs. (5 kg)	9 lbs. (4.1 kg)	11 lbs. (5 kg)	15 lbs. (6.8 kg)	30 lbs. (13.6 kg)	33 lbs. (15 kg)
APPROXIMATE DEPTH									2" (5.1 cm)	3.3" (8.4 cm)	2" (5.1 cm)	3.3" (8.4 cm)	3.3" (8.4 cm)	3.3" (8.4 cm)	3.3" (8.4 cm)
APPROXIMATE WIDTH									5.2" (13.3 cm)	6" (15.2 cm)	6.4" (16.2 cm)	6" (15.2 cm)	6" (15.2 cm)	6" (15.2 cm)	6" (15.2 cm)
APPROXIMATE HEIGHT									7.6" (19.3 cm)	11.5" (29.2 cm)	8.9" (22.6 cm)	11.5" (29.2 cm)	11.5" (29.2 cm)	11.5" (29.2 cm)	11.5" (29.2 cm)

\*Other models available; please contact Capital Safety™. \*\*3100231: Order Picker Mounting Bracket.



Model Shown  
3400930



Model Shown  
3504550

## RSQ™ DUAL-MODE BUILT-IN RESCUE OPERATION

No other brand has the exclusive DBI-SALA® dual-mode descent operation! Our RSQ™ feature allows the user, prior to connection, to choose their mode of operation. This two-in-one operation lowers the cost of ownership by reducing the need for separate rescue equipment.

- Standard fall arrest mode.
- Automatic descent mode.
- Remote/Assisted descent activation options.

### CHOOSE YOUR MODE

#### FALL ARREST MODE

(Assisted Rescue):  
A speed-sensing brake stops the fall, reduces forces imposed on the user to safe levels of 900 lbs. or less and allows for assisted rescue to take place.



#### AUTOMATIC DESCENT MODE

(Self Rescue/Descent):  
A speed-sensing brake stops the fall just like in fall arrest mode, then instantly a centrifugal brake activates, lowering the user at a controlled speed to the next level or the ground.







**FALL ARREST MODE**  
Assisted Rescue by Pole



**FALL ARREST MODE**  
Assisted Rescue by Hand



**AUTOMATIC DESCENT MODE**  
Self Rescue/Descent



**These Assisted Rescue Options “Engage” the Descent Mode.**  
Traditional assisted rescue operations may also be conducted.



**SEALED-BLOK™ RSQ ASSISTED RESCUE ACCESSORIES**

- 3500201 First-Man-Up™ Pole 6-12 ft. (1.8-3.6 m) with Assisted Rescue Tool
- 3500202 First-Man-Up™ Pole 8-16 ft. (2.4-4.8 m) with Assisted Rescue Tool
- 3500200 Assisted Rescue Tool Only (If you already have a First-Man-Up™ Pole)

**ULTRA-LOK™ RSQ ASSISTED RESCUE ACCESSORIES**

- 3500101 First-Man-Up™ Pole 6-12 ft. (1.8-3.6 m) with Assisted Rescue Tool
- 3500102 First-Man-Up™ Pole 8-16 ft. (2.4-4.8 m) with Assisted Rescue Tool
- 3500100 Assisted Rescue Tool Only (If you already have a First-Man-Up™ Pole)

# SELF RETRACTING LIFELINES



## SELF RETRACTING LIFELINE

Talon™ is an extremely compact SRL with an all metal anti-ratcheting braking system that limits arresting forces to 900 lbs. (4kN). Because of our unique brake system, your workers can maintain a normal work pace and not be interrupted with constant lock ups. An SRL that is lighter, stronger and safer!

- Extremely lightweight design – under 3 lbs. (1.4 kg)
- Built-in connector for direct attachment to harness.
- Greater freedom of movement without compromising safety.
- Maintains compact size and weight for comfort and convenience.



HOOK STYLE	HOOK THROAT SIZE (IN)	RATED GATE CAPACITY (LBS.)	SWIVEL HOOK	HOUSING SWIVEL	ORDER PICKER MOUNTING	TIE BACK	SRL WEIGHT CAPACITY (LBS.)	7 ft.	8 ft.	9.5 ft.	16 ft.	
								(2.1 m)	(2.4 m)	(2.9 m)	(4.9 m)	
ALUMINUM REBAR HOOK	2 1/4	3,600					310		3101007			
STEEL REBAR HOOK	2 1/2	3,600					310		3101006			
STEEL SNAP HOOK	5/8	3,600	■	■			310				3101051	
			■		■		310		3101009			
			■				310	3101015				
			■				310		3101001			
				■			310				3101050	
					■		310			3101008		
								310		3101000		
				5,000			■	310			3101300	
					■	420			3101315			
WEB LOOP (CHOKER)	N/A	N/A				■	310		3101304			
APPROXIMATE WEB SRL WEIGHT								2.7 lbs. (1.2 kg)	2.7 lbs. (1.2 kg)	3.4 lbs. (1.5 kg)	4.7 lbs. (2.1 kg)	
APPROXIMATE DEPTH								2.2" (5.6 cm)	2.2" (5.6 cm)	2.2" (5.6 cm)	2.4" (6.1 cm)	
APPROXIMATE WIDTH								3.9" (9.9 cm)	3.9" (9.9 cm)	3.9" (9.9 cm)	5.9" (15 cm)	
APPROXIMATE HEIGHT								6.7" (17 cm)	6.7" (17 cm)	6.7" (17 cm)	7.9" (20 cm)	

\* Other models available; please contact Capital Safety™.

### 3101001

#### TALON™ QUICK CONNECT SELF RETRACTING LIFELINE

Web SRL with quick connector and swiveling hook x 8 ft. (2.4 m)

### 3101009

#### TALON™ ORDER PICKER SELF RETRACTING LIFELINE

Web SRL with order picker connector and swiveling hook x 8 ft. (2.4 m)

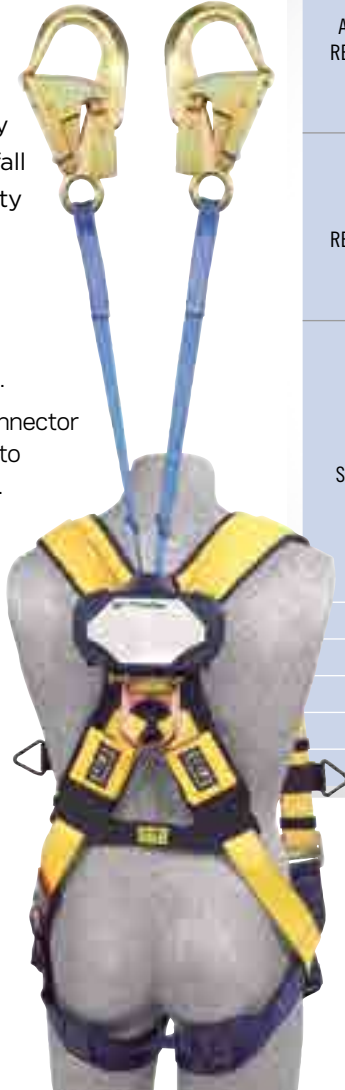




## TWIN-LEG SELF RETRACTING LIFELINE

Provides a significant increase in mobility and safety, allowing user to “leap-frog” while moving from one location to another. Each lifeline works independently, extending up to 6 feet and automatically retracting, providing fall protection and mobility 100% of the time.

- Twin-leg 100% tie-off SRL provides continuous protection.
- Built-in anchorage connector for direct attachment to harness or anchorage.
- Compact, lightweight design does not hinder movement.
- Replaces a simple lanyard with the convenience of a retractable lifeline.



Model Shown  
3102000 Attached to  
1102000 Harness

HOOK STYLE	HOOK THROAT SIZE (IN)	RATED GATE CAPACITY (L.BS.)	SWIVEL HOOK		SRL WEIGHT CAPACITY (LBS.)	6 ft. (1.8 m)	7.5 ft. (2.3 m)
				TIE BACK			
ALUMINUM REBAR HOOK	2 1/4	3,600	■		310	3102005	
			■		310		3102102
					310	3102000	
					420	3102016	
STEEL REBAR HOOK	2 1/2	3,600		■	310		3102101
					310	3102003	3102006
					420	3102017	
STEEL SNAP HOOK	3	3,600			310	3102008	
	5/8	5,000		■	310		3102100
				■	420		3102115
	3/4	3,600	■		310	3102002	
			■		420	3102014	
				310	3102001		
				420	3102015		
APPROXIMATE WEB SRL WEIGHT						5 lbs. (2.2 kg)	5.5 lbs. (2.2 kg)
APPROXIMATE TIE-BACK WEB SRL WEIGHT						—	6.5 lbs. (3 kg)
APPROXIMATE DEPTH						2.6" (6.6 cm)	2.6" (6.6 cm)
APPROXIMATE WIDTH						7.2" (18.2 cm)	7.2" (18.2 cm)
APPROXIMATE HEIGHT						3.8" (9.7 cm)	3.8" (9.7 cm)

\* Other models available; please contact Capital Safety™.

### 3102100

#### TALON™ TIE-BACK MODEL SHOWN

All twin-leg Talon™ SRLs include: Delta Comfort Pad and 2 ea. Lanyard Keepers.



## SINGLE AND TWIN-LEG TALON™ HOOK OPTIONS



**Standard Hook**  
3/4" (19 mm)  
Gate Opening -  
3,600 lb. (16Kn)  
Gate Strength.



**Swiveling Hook**  
3/4" (19 mm)  
Gate Opening -  
3,600 lb. (16Kn)  
Gate Strength.



**WrapBax™ Hook**  
3/4" (19 mm)  
Gate Opening -  
5,000 lb. (22Kn)  
Gate Strength.



**2000112—Saflok™ Steel Carabiner**  
11/16" (17.5 mm)  
Gate Opening -  
3,600 lb. (16Kn)  
Gate Strength.



**2000114—Saflok™ Steel Carabiner**  
2-3/16" (55.5 mm)  
Gate Opening -  
3,600 lb. (16Kn)  
Gate Strength.



**Aluminum Rebar Hook**  
2-1/4" (57 mm) Gate  
Opening - 3,600  
lb. (16Kn) Gate  
Strength.



**Flat Steel Rebar Hook**  
2-1/2" (62.5 mm) Gate  
Opening - 3,600  
lb. (16Kn) Gate  
Strength.



**Saflok Max™ Steel Rebar Hook**  
3" (76.2 mm) Gate  
Opening - 3,600  
lb. (16Kn) Gate  
Strength.

## SELF RETRACTING LIFELINES

# NANO-LOK™

## SELF RETRACTING LIFELINE

Nano-Lok™ is ergonomically designed for ease-of-use and is ideal for direct connection to most harnesses. At only 1.6 lbs., it's virtually unnoticeable on your back, stays out of the way and can be easily used as a lanyard replacement. Whether your application requires single or twin leg configurations, mounting to an overhead anchor or for connection directly to harness, there are more than 30 models to choose from to suit almost any application. Nano-Lok™ locks quickly—stopping a fall within inches—providing more protection at low heights. In addition, tension is always kept on the lifeline, which reduces dragging, snapping and trip falls. Both features are key safety improvements.



### SINGLE LEG ANCHORAGE CONNECTOR

Attaches directly to back of most harnesses (no separate carabiner required) with swiveling anchorage loop that limits lifeline twisting for smoother operation.



### DIRECT-TO-HARNESS CONNECTION —INSTALLS DIRECTLY TO WEBBING ON MOST HARNESSES

- Leaves D-ring open for other equipment or rescue.
- Provides snug fit to workers back — eliminates nuisance flopping.
- Lower attachment point keeps housing at shoulder level vs. head level.

Equipped with



### TWIN LEG ANCHORAGE CONNECTOR

Attach two SRLs directly to back of most harnesses; installs to web—leaves dorsal D-ring open for other equipment or rescue; design provides snug fit to worker's back; interchangeable SRLs allow versatility and replacement options.

### AUTOMATIC QUICK-ACTIVATING ARRESTOR

Stops falling worker within inches — reduces fall distances and average arresting forces to 900 lbs. or less; replaces lanyard and improves safety.

### IMPACT-RESISTANT HOUSING

High-strength housing provides maximum durability.

### 100% TIE-OFF CONFIGURATION

Provides continuous fall protection and added mobility when moving from one location to another; replaces twin-leg lanyard improves safety.

### IMPACT INDICATOR

Integrated shock absorber provides visual indication of a fall.

### RETRACTABLE LIFELINE

6-ft. lifeline provides continuous fall protection without restrictions — keeps lifeline out of worker's way, reducing dragging, snagging and trip falls.

### i-Safe™ EQUIPPED

Helps track equipment and manage safety inspection programs.

### EXTREMELY COMPACT & LIGHTWEIGHT

At just 1.6 lbs., this SRL is the lightest, most compact unit on the market in its class.

### WIDE VARIETY OF CONFIGURATIONS

Provides complete jobsite versatility and flexibility.

### 420 LB. WEIGHT CAPACITY

Higher capacity for operator and tools.

Optional twin leg fixed anchorage connector available for ExoFit™ and other fixed D-ring harnesses.

Model Shown  
3101277

# NANO-LOK™ HOOKS AND ANCHORS SELECTION GUIDE

ANCHOR END



HOOK/LIFELINE END

**I—TIE-BACK HOOK**  
9' (2.7m) units with 5000 lb (22 kN) gated hook.



**J—CAB MOUNT**  
Stainless steel bracket, 1.63".



**K—CAB TOP MOUNTING BRACKET**  
Galvanized steel bracket, 10" x 9" x 3". (25.4 cm x 22.9 cm x 7.9 cm)



**L—SINGLE LEG CONNECTOR**  
Triple-action open/close, zinc-plated steel.



**M—TWIN LEG CONNECTOR**  
Self locking/closing gate, 3/4" (19 mm) opening.



**N—TWIN LEG CONNECTOR, FIXED**  
Triple locking gate, 3/4" (19 mm) opening, required for ExoFit™ and other "fixed" D-ring harnesses.



**O—SAFLOK™ STEEL CARABINER**  
11/16" (17.4 mm) gate opening.



**P—ALUMINUM CARABINER**  
3/4" (19 mm) gate opening.



**A—STANDARD STEEL SNAP**  
3/4" (19 mm) gate opening.



**B—FLAT STEEL REBAR**  
2-1/2" (62.5 mm) gate opening.



**C—STEEL REBAR LOCK HOOK**  
2-1/2" (63.5 mm) gate opening.



**D—ALUMINUM REBAR**  
2-1/4" (57 mm) gate opening.



**E—ALUMINUM REBAR LOCK HOOK**  
2-1/2" (63.5 mm) gate opening.



**F—STEEL SWIVELING SNAP**  
3/4" (19 mm) gate opening.



**G—ALUMINUM CARABINER**  
3/4" (19 mm) gate opening.



**H—ALUMINUM SNAP**  
3/4" (19 mm) gate opening.



## NANO-LOK™ SELECTION GUIDE

	ANCHORAGE TYPE											PART NUMBER	WEIGHT (LBS.)
	A—Steel Snap Hook	B—Steel Rebar Hook	C—Steel Lock Hook	D—Aluminum Rebar Hook	E—Aluminum Rebar Lock Hook	F—Steel Swiveling Snap Hook	G—Aluminum Carabiner (Cap-Eye)	H—Aluminum Snap Hook	I—Tie-Back	A—Steel Snap Hook	B—Steel Rebar Hook		
SINGLE LEG	CAB MOUNT											3101240	2.38
	HARNESS MOUNT (HOUSING TO HARNESS)											3101239	2.67
	HOOK MOUNT (HOUSING TO D-RING, STRUCTURE OR ANCHOR POINT)											3101468	2.95
	NO ANCHOR CONNECTOR (ANCHORAGE LOOP ONLY)											3101344	3.15
	HARNESS MOUNT (HOUSING TO HARNESS)											3101366	2.55
	HOOK MOUNT (HOUSING TO D-RING, STRUCTURE OR ANCHOR POINT)											3101228	2.35
	NO ANCHOR CONNECTOR (ANCHORAGE LOOP ONLY)											3101253	2.64
	HARNESS MOUNT (HOUSING TO HARNESS)											3101229	3.32
	HOOK MOUNT (HOUSING TO D-RING, STRUCTURE OR ANCHOR POINT)											3101225	1.97
	NO ANCHOR CONNECTOR (ANCHORAGE LOOP ONLY)											3101226	2.26
	HARNESS MOUNT (HOUSING TO HARNESS)											3101227	2.92
	HOOK MOUNT (HOUSING TO D-RING, STRUCTURE OR ANCHOR POINT)											3101469	2.77
TWIN LEG	CAB MOUNT											3101202	3.31
	HARNESS MOUNT (HOUSING TO HARNESS)											3101203	3.41
	HOOK MOUNT (HOUSING TO D-RING, STRUCTURE OR ANCHOR POINT)											3101365	2.17
	NO ANCHOR CONNECTOR (ANCHORAGE LOOP ONLY)											3101367	2.71
	HARNESS MOUNT (HOUSING TO HARNESS)											3101215	2.51
	HOOK MOUNT (HOUSING TO D-RING, STRUCTURE OR ANCHOR POINT)											3101216	2.80
	NO ANCHOR CONNECTOR (ANCHORAGE LOOP ONLY)											3101217	3.48
	HARNESS MOUNT (HOUSING TO HARNESS)											3101218	2.61
	HOOK MOUNT (HOUSING TO D-RING, STRUCTURE OR ANCHOR POINT)											3101219	3.58
	NO ANCHOR CONNECTOR (ANCHORAGE LOOP ONLY)											3101241	3.88
	HARNESS MOUNT (HOUSING TO HARNESS)											3101235	1.87
	HOOK MOUNT (HOUSING TO D-RING, STRUCTURE OR ANCHOR POINT)											3101214	2.16
ANCHORS	CAB AND HARNESS MOUNT (ANCHORS ONLY)											3101236	2.81
	NO ANCHOR CONNECTOR (ANCHORAGE LOOP ONLY)											3101237	2.81
	HARNESS MOUNT (HOUSING TO HARNESS)											3101238	3.10
	HOOK MOUNT (HOUSING TO D-RING, STRUCTURE OR ANCHOR POINT)											3101470	2.55
	NO ANCHOR CONNECTOR (ANCHORAGE LOOP ONLY)											3101357	2.75
	HARNESS MOUNT (HOUSING TO HARNESS)											3101368	2.15
	HOOK MOUNT (HOUSING TO D-RING, STRUCTURE OR ANCHOR POINT)											3101252	1.95
	NO ANCHOR CONNECTOR (ANCHORAGE LOOP ONLY)											3101251	2.25
	HARNESS MOUNT (HOUSING TO HARNESS)											3101250	2.92
	HOOK MOUNT (HOUSING TO D-RING, STRUCTURE OR ANCHOR POINT)											3101211	1.58
	NO ANCHOR CONNECTOR (ANCHORAGE LOOP ONLY)											3101210	1.87
	HARNESS MOUNT (HOUSING TO HARNESS)											3101254	2.53
HOOK MOUNT (HOUSING TO D-RING, STRUCTURE OR ANCHOR POINT)											3101473	5.63	
NO ANCHOR CONNECTOR (ANCHORAGE LOOP ONLY)											3101471	6.03	
HARNESS MOUNT (HOUSING TO HARNESS)											3101374	4.83	
HOOK MOUNT (HOUSING TO D-RING, STRUCTURE OR ANCHOR POINT)											3101279	4.43	
NO ANCHOR CONNECTOR (ANCHORAGE LOOP ONLY)											3101278	5.02	
HARNESS MOUNT (HOUSING TO HARNESS)											3101280	6.37	
HOOK MOUNT (HOUSING TO D-RING, STRUCTURE OR ANCHOR POINT)											3101275	3.69	
NO ANCHOR CONNECTOR (ANCHORAGE LOOP ONLY)											3101276	4.26	
HARNESS MOUNT (HOUSING TO HARNESS)											3101277	5.57	
HOOK MOUNT (HOUSING TO D-RING, STRUCTURE OR ANCHOR POINT)											3101474	5.52	
NO ANCHOR CONNECTOR (ANCHORAGE LOOP ONLY)											3101472	6.03	
HARNESS MOUNT (HOUSING TO HARNESS)											3101373	4.72	
HOOK MOUNT (HOUSING TO D-RING, STRUCTURE OR ANCHOR POINT)											3101287	4.32	
NO ANCHOR CONNECTOR (ANCHORAGE LOOP ONLY)											3101274	4.90	
HARNESS MOUNT (HOUSING TO HARNESS)											3101288	6.26	
HOOK MOUNT (HOUSING TO D-RING, STRUCTURE OR ANCHOR POINT)											3101271	3.57	
NO ANCHOR CONNECTOR (ANCHORAGE LOOP ONLY)											3101272	4.14	
HARNESS MOUNT (HOUSING TO HARNESS)											3101273	5.46	
HOOK MOUNT (HOUSING TO D-RING, STRUCTURE OR ANCHOR POINT)											3100271	11.40	
NO ANCHOR CONNECTOR (ANCHORAGE LOOP ONLY)											3100089	.42	
HARNESS MOUNT (HOUSING TO HARNESS)											3100088	.39	
HOOK MOUNT (HOUSING TO D-RING, STRUCTURE OR ANCHOR POINT)											3100087	.52	
NO ANCHOR CONNECTOR (ANCHORAGE LOOP ONLY)											3100107	.41	

SELF RETRACTING LIFELINES

## SELF RETRACTING LIFELINES

# NANO-LOK™ *edge*

We know that you work on the edge without fear. And we respect that. But there are dangers your current equipment doesn't cover. Nano-Lok™ *edge* changes that. Nano-Lok™ *edge* is specifically designed for foot level tie-off and sharp edge applications. It uses an innovative combination of lifeline material, energy absorption, and harness connection to reduce forces on both the worker and the edge. This technology allows Nano-Lok™ *edge* to meet the most stringent safety standards. It's available in single and 100% tie-off units and it's orange, so you'll know your worker has the right gear for the job.

3500225  
Model Shown

### EASY-TO-INSTALL CONNECTOR

Providing 360 degrees of rotation, the direct-to-harness connection provides seamless integration of the energy absorber and leaves the D-ring open for rescue or other equipment.

### IMPACT-RESISTANT HOUSING

Lightweight thermoplastic housing provides maximum durability.

### GLOBAL SHARP EDGE ICON

DBI-SALA universal icon to quickly and easily identify sharp edge product.

### INTEGRATED, BACKPACK-STYLE ENERGY ABSORBER

The energy absorber and connector work together to limit forces on both the worker and the impacted edge. Backpack design stays tight to the harness and evenly disperses the unit's weight.

### TOUGH AND FLEXIBLE GALVANIZED CABLE LIFELINE

The 8' (2.4 m) of 3/16" (5 mm) cable provides maximum range of motion, durability, and cut resistance.

### HOOK OPTIONS

Designed to meet your unique needs, the Nano-Lok™ *edge* comes in many configurations.

Equipped with

**isafe™**  
Powered by Pervidi™

# YOU WORK ON THE EDGE, WE'LL KEEP YOU SAFE.

In your line of work, anchoring at your feet may be the only option. Traditional equipment is not designed for this application, and slack could literally trip you up. The Nano-Lok™ *edge* is specifically designed for foot level tie-off, virtually eliminating that hazard. Not only that, but this lifeline is designed with sharp edges in mind and takes the guesswork out of your work. The technology speaks for itself.

## 1. TRIP HAZARD

Lanyards, whether designed for foot level tie-off or not, go slack, creating snag and trip hazards.

The Nano-Lok™ *edge* retracts unused lifeline, virtually eliminating this potential.

## 2. FORCE

Products not specifically designed for foot level tie-off will generate forces far exceeding accepted safety parameters in the event of a fall.

The Nano-Lok™ *edge* components work together to absorb the energy, limiting the average arresting forces to 900 lb. (4 kN) or less.

## 3. FALL CLEARANCE

Traditional foot level tie-off products require at least 18.5' (5.6 m) of fall clearance.

The Nano-Lok™ *edge* can be used with fall clearance as little as 16' (4.9 m).

## 4. SHARP EDGES

Traditional lifelines are simply unreliable over sharp edges.

The Nano-Lok™ *edge* components work together to keep you safe in this dangerous and everyday situation.



# NANO-LOK™ *edge*

**ORDER NOW TO CONSTRUCT A  
BETTER SOLUTION FOR THE EDGE**  
**Selection Guide**

**3500216**  
Model Shown

		Lifeline Hook								SRL	
		I. Tie-Back	E. Alum. Rebar Lock Hook	C. Steel Rebar Lock Hook	D. Alum. Rebar Hook	B. Steel Rebar Hook	A. Steel Snap Hook	F. Steel Swivel Snap Hook	G. Alum. Captive Carabiner	H. Alum. Snap Hook	U.S. PART NUMBER
100% Tie-Off		■									3500228
			■								3500231
				■							3500227
					■						3500249
						■					3500246
							■				3500225
								■			3500226
									■		3500229
Single										■	3500230
		■									3500213
			■								3500216
				■							3500212
					■						3500247
						■					3500248
							■				3500210
								■			3500211
								■		3500214	
									■	3500215	

See page 69 for hook images with corresponding letter.

# SELF RETRACTING LIFELINES



Designed specifically for utility applications.

- 8 ft. (2.4 m) working length.
- With Nomex® / Kevlar® fiber web lifeline with reinforced edges for superior wear resistance and durability.
- Features an arc flash industry logo to easily identify the product application.
- Arc flash compliant, tested to 40 cal/cm<sup>2</sup>. Meets ASTM F887.
- Meets or exceeds industry standards.



# NANO-LOK™ ARC FLASH

## THE ULTIMATE IN ARC FLASH

	LIFELINE HOOK TYPE										ANCHORAGE TYPE			U.S. PART NUMBER
	Steel Snap Hook	Steel Swiveling Snap Hook	Steel Rebar Hook	Steel Rebar Lock Hook	Aluminum Carabiner (captive eye)	Aluminum Rebar Hook	Aluminum Rebar Lock Hook	Dielectric Web Loop	11 ft. Tie-Back	Single Leg Interface	Twin Leg Interface	Steel Carabiner	Web leg with aluminum snap hook	
8' Single	■									■				3101526
		■									■			3101527
			■								■			3101528
				■							■			3101529
					■						■			3101530
						■					■			3101531
		■								■				3101532
8' 100% Tie-Off														3101533
										■				3101562
										■				3101563
	■													3101534
		■										■		3101535
			■									■		3101536
				■								■		3101537
Bucket Truck														3101538
					■									3101539
						■								3101540
							■							3101541
									■					3101542
										■				3101543
											■			3101544
											■		3101575	

Tie-back units only meet OSHA standards.

# NANO-LOK™ for HOT WORK use

## THE FIRST EVER!

This unique SRL was arc flashed to 8 calories, to ensure durability in applications like welding, grinding and torching.

It is reinforced with Kevlar® fiber to withstand sparks, weld splatter and other high heat exposure.

- Arc flash tested to 8 cal/cm<sup>2</sup>.
- Universal hot work icon to quickly and easily identify hot work products.
- Equipped with i-Safe.
- Meets or exceeds industry standards.



	LIFELINE HOOK TYPE								ANCHORAGE TYPE			U.S. PART NUMBER	
	Steel Snap Hook	Steel Swiveling Snap Hook	Steel Rebar Hook	Steel Rebar Lock Hook	Aluminum Carabiner (captive eye)	Aluminum Rebar Hook	Aluminum Rebar Lock Hook	9' Tie-Back	Single Leg Interface	Twin Leg Interface	Steel Carabiner		
6' Single	■								■			3101491	
		■							■			3101492	
			■						■			3101493	
				■					■			3101494	
					■				■			3101495	
						■			■			3101496	
							■		■			3101497	
		■							■			3101498	
										■			3101322
											■		3101324
6' 100% Tie-Off	■											3101499	
		■										3101500	
			■									3101501	
				■								3101502	
					■							3101503	
						■						3101504	
							■					3101505	
								■				3101326	

Tie-back units only meet OSHA standards.



# ACCESSORIES

See pages 108-121 for other anchorage devices.

## 8102101

### REMOTE POWER TAGLINE SYSTEM

Ideal for use in applications where bridge cranes or other temporary overhead obstructions exist and fall protection is needed. The system provides easy, remote access to an overhead self retracting lifeline.

- 75 ft. per minute travel speed for rapid access.
- 100 ft. length—long enough to handle the tallest ceiling-to-floor application.
- Accommodates up to three SRLs for added jobsite versatility.
- Includes both wireless remote and corded controls for added flexibility.
- Operates on standard 110 volt power for ease of installation.

### 8102102 REMOTE POWER TAGLINE SYSTEM 220 volt power

## 7211856

### TAGLINE FOR SRL

3/16" polypropylene rope with O-ring at one end x 50 ft. (15 m)

**7211857** Tagline x 25 ft. (7.6 m)

**7211858** Tagline x 35 ft. (10.6 m)



## 1003006

### TIE-OFF ADAPTOR

Pass-thru style polyester web x 6 ft. (1.8 m)

### 5900551

Cable pass-thru tie-off adaptor x 6 ft. (1.8 m)



## CARABINERS



### 2000112

#### SAFLOK™ CARABINER

Steel carabiner, self locking/closing 3,600 lb. (16kN) gate, 11/16" (17.5 mm) opening.



### 2000113

#### SAFLOK™ CARABINER

Steel carabiner, self locking/closing 3,600 lb. (16kN) gate, 1-3/16" (30 mm) gate opening.



### 2000114

#### SAFLOK™ CARABINER

Steel carabiner, self locking/closing 3,600 lb. (16kN) gate, 2-3/16" (55.5 mm) gate opening.

# LOAD ARRESTOR

Protect valuable equipment and materials with sturdy, self-contained backup load arrestors. They are designed and engineered to completely stop a dropping load if it breaks free from the main support unit.

## 3700300

### LOAD ARRESTOR

Inertia-activated shock-absorbing brake with indicator button. Maximum load is 660 lbs. (300 kg), length of cable is 40 ft. (12.2 m)

**3700400** Load Arrestor, 880 lb. (400 kg) load rating x 26 ft. (8 m)

**3700801** Load Arrestor with pulley, 1,760 lb. (800 kg) load rating x 13 ft. (4 m)

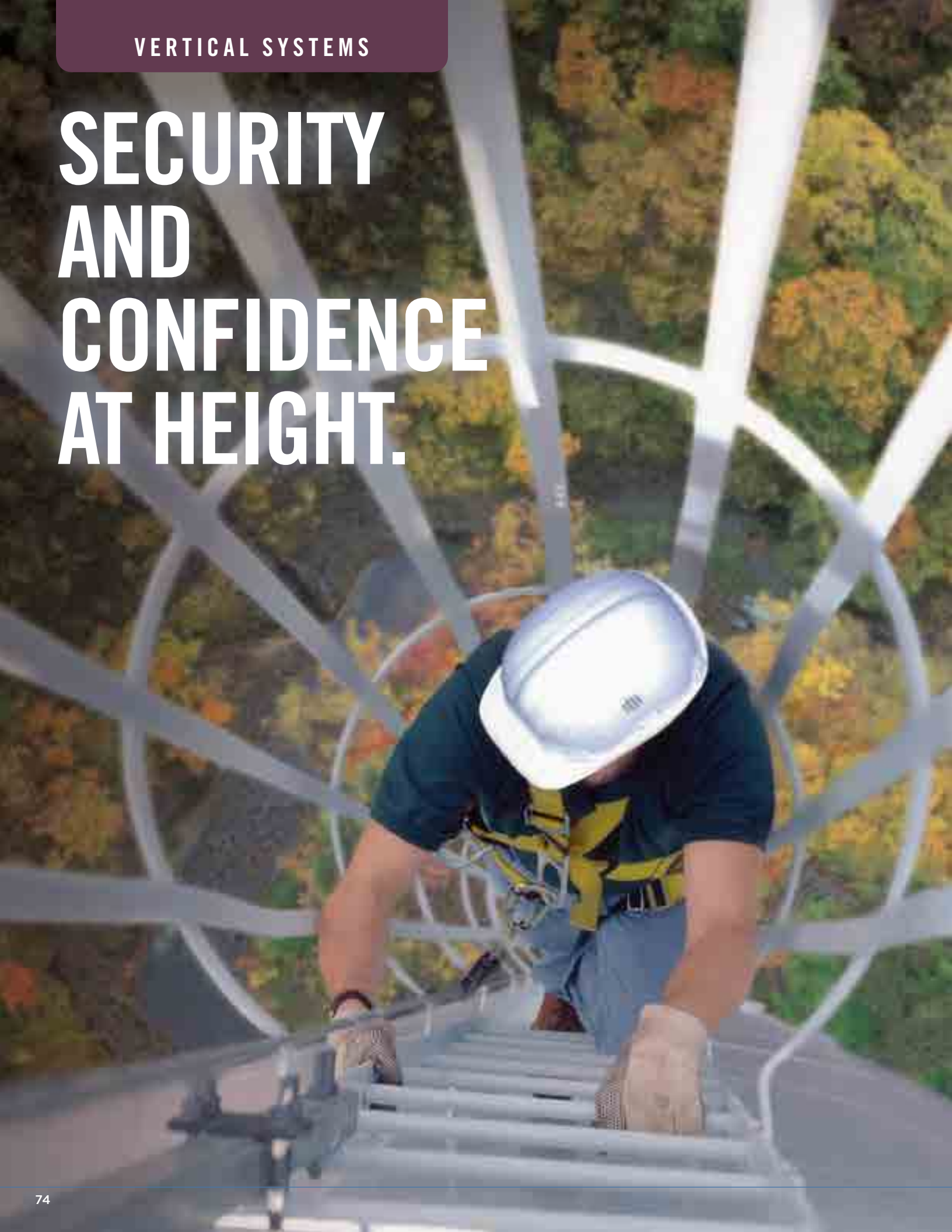
**3700501** Load Arrestor, 1,100 lb. (500 kg) load rating x 17 ft. (5.2 m)



SELF RETRACTING LIFELINES

VERTICAL SYSTEMS

# SECURITY AND CONFIDENCE AT HEIGHT.



Don't leave that feeling of security on the ground. Climb with DBI-SALA® systems. Capital Safety™ offers the industry's premier vertical safety systems— designed to complement your ability to work. Our vertical systems meet applicable OSHA and ANSI standards.

#### TYPES OF VERTICAL LIFELINE SYSTEMS

A vertical fall protection system allows the worker to move up and down the entire height of the lifeline rather than having to disconnect and find new tie-off points along the way. Some important considerations when selecting a system include:

##### PORTABLE OR PERMANENT

Temporary jobs require lightweight and easy-to-use portable systems with synthetic lifelines that can be moved from one location to another. If a structure is accessed often, such as a ladder, tower or tank, a permanent solution, such as Lad-Saf™ or Railok 90™, is a better choice. Permanent systems require corrosion resistant galvanized or stainless steel lifelines.

##### MOBILE OR MANUAL

Mobile rope grab or ladder sleeve designs automatically follow the user for easy operation. Manual devices allow the user to fix the unit in place for positioning or restraint applications.

*Most Vertical Systems Equipped with*



## LAD-SAF™ FLEXIBLE CABLE LADDER SAFETY SYSTEMS

The Lad-Saf™ flexible cable system consists of a top and bottom bracket that act as anchors for a steel cable that runs the length of the climbing area. The Lad-Saf X2 sleeve, attached by carabiner to the harness, arrests falls by locking onto the cable.

Designed for ease of use, economy and versatility, optional brackets/designs are available for bolting or welding the system. There is a choice of rung clamp sizes/styles and there are systems for straight ladders and for connection to wood, concrete or steel structures.

### EASY TO CLIMB

The Lad-Saf™ X2 sleeve automatically follows the climber during ascent or descent. In the event of a fall, the sleeve immediately locks into place and remains locked until the user can regain his footing.

### TENSION INDICATOR

Integrated tension indicating bottom bracket takes the guesswork out of installation.

### CUSTOMIZABLE

Hundreds of different brackets, styles and configurations to suit almost any application.

### CORROSION RESISTANT CONSTRUCTION

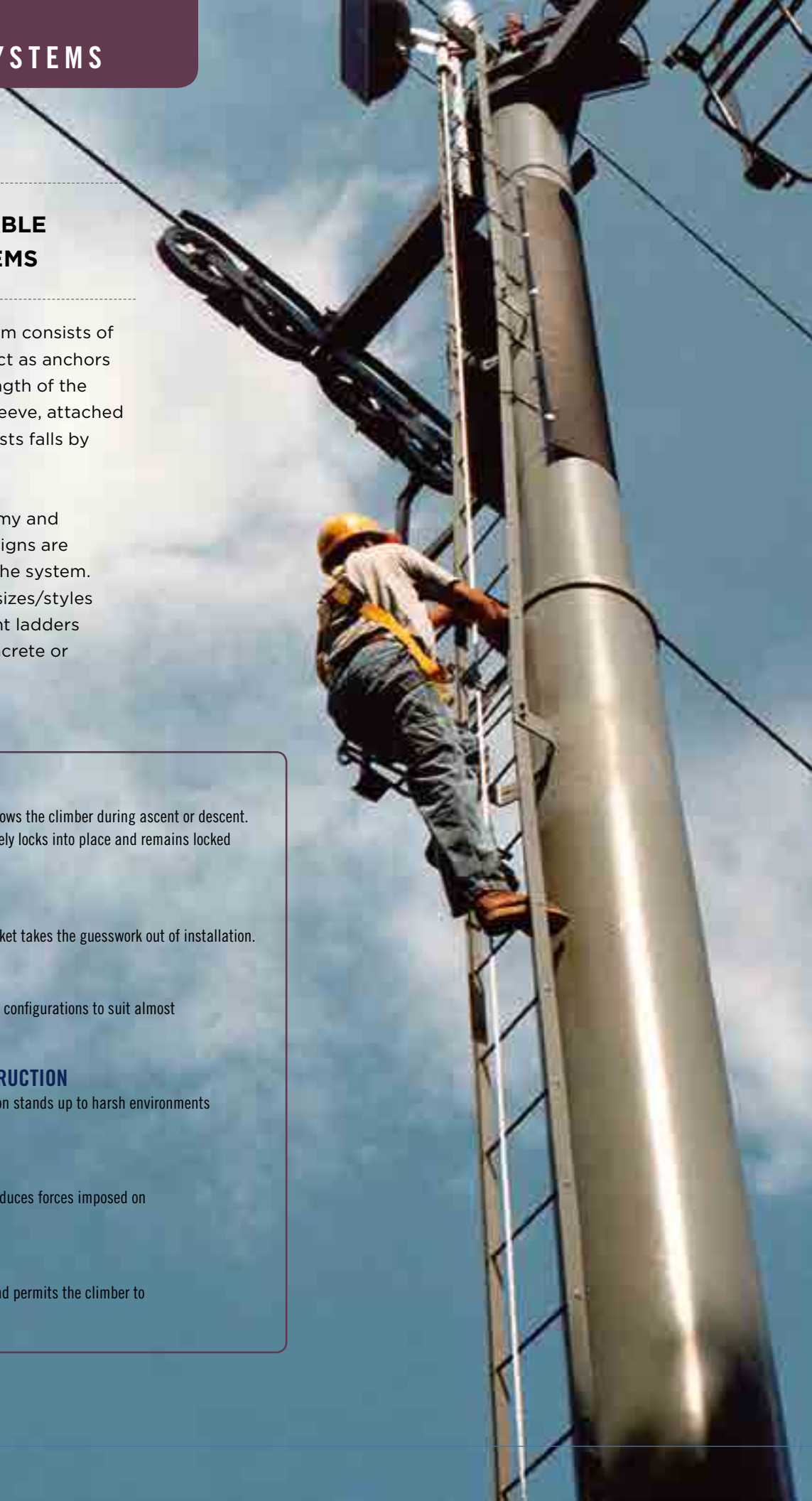
Galvanized and stainless steel construction stands up to harsh environments for added longevity.

### SHOCK ABSORBING DESIGN

Integrated shock absorbing top bracket reduces forces imposed on ladder structure during a fall.

### INTERMEDIATE CABLE GUIDES

Prevents cable wear against the ladder and permits the climber to bypass without disconnecting.



## LAD-SAF™ FLEXIBLE CABLE LADDER SAFETY SYSTEM

**-6116280**

### STANDARD TOP BRACKET

Galvanized top bracket with mounting hardware. For systems up to 499 ft. (152m) high, fits up to 1-1/8" (2.85 cm) rung diameter and attaches to 3 rungs. Includes built-in energy absorber.

**6116410** Standard top bracket and hardware for systems over 500 ft. (152.4 m)

**-6110000**

### CABLE LIFELINE

Galvanized cable, 3/8" (9.5mm) diameter, 1x7 type. Last 3 digits in part number indicate length.

**-6100400**

### CABLE GUIDE

Non-metallic cable guide with mounting hardware. For systems up to 199 ft. (60.6 m), fits up to 1-1/8" (2.85cm) rung diameter. Recommend 1 every 25 ft. (7.6 m)

**6100515** Cable guide (L-shaped) and hardware for systems over 200 ft. (61 m)

**-6160030**

### LAD-SAF X2 DETACHABLE CABLE SLEEVE

Climbing sleeve for easy to climb operation and fall protection.



**-6100090**


### STANDARD BOTTOM BRACKET

Fits up to 1-1/8" (2.85cm) rung diameter and attaches to 2 rungs. Galvanized bottom bracket includes built-in tension indicator.

The Lad-Saf™ X2 Detachable Cable Sleeve is part of a permanently installed ladder safety system that offers complete fall protection for the worker. It is designed to work with many different styles and lengths of ladders on structures like wind turbines, communication towers, buildings, water towers and more.

The Lad-Saf X2 Detachable Cable Sleeve is a portable connection device that connects the worker's harness to the ladder cable and glides freely up or down the cable as the worker climbs. Once attached, the sleeve does not require any further handling by the climber and allows the climber to move up and down the entire length of the ladder safety system with ease and confidence.

In the event of a fall, the sleeve immediately locks into place and remains locked until the user can regain his footing. Even if something interferes with the primary locking system, a secondary locking system will engage to lock the sleeve onto the cable.



**6160030**

### LAD-SAF™ X2 DETACHABLE CABLE SLEEVE

For use with 3/8 inch (9.5 mm) or 5/16 inch (8 mm) diameter 1x7 solid core cable. Comes with 2000112 carabiner. Meets OSHA and ANSI standards.

#### EASY TO CLIMB

The Lad-Saf X2 sleeve automatically follows the climber during ascent or descent.

#### EASY TO INSTALL AND DETACH

One-handed attachment or removal from the cable delivers fast, easy and safe connections. The sleeve can be attached anywhere along the cable for added versatility.

#### PRIMARY AND SECONDARY LOCKING SYSTEMS

Two independent locking systems, including a mechanical and inertia locking system, in the event of a fall.

#### INTEGRATED ENERGY ABSORBER/FALL INDICATOR

Deploys in the event of a fall, limits the maximum fall arrest force to 1,350 pounds (6 kN) or less, and shows the device must be taken out of service.

#### COMPACT AND CORROSION RESISTANT

Compact and lightweight design has stainless steel construction to stand up to harsh environments.

# VERTICAL SYSTEMS

## LAD-SAF™ CABLE LADDER SYSTEM COMPONENTS AND FEATURES AND BENEFITS



### 6116280

#### LAD-SAF™ TOP BRACKET

Standard galvanized top bracket with mounting hardware. For systems up to 499 ft. (152m) high, fits up to 1-1/8" (2.85cm) rung diameter, attaches to 3 rungs, built-in energy absorber.

#### CORROSION RESISTANT CONSTRUCTION

Galvanized construction stands up to harsh environments for maintenance-free longevity.

#### SHOCK ABSORBING DESIGN

Integrated shock absorbing top bracket reduces forces imposed on ladder structure during a fall. Bracket distributes load over several rungs of ladder.

#### EASY TO INSTALL

Standard tools install bracket to ladder. No swaging necessary, system carrier clamp (strandvise) provides easy top bracket cable termination with no tools.

#### I-SAFE™ EQUIPPED

Includes an i-Safe™ radio frequency identification (RFID) to simplify inspection and inventory control and provide records for your fall protection equipment.

#### GENERAL SPECIFICATIONS:

- Load Requirements; the top bracket is supplied with three rung connections, the load required for each rung for a single user system is 1,125 lbs. (5.0 kN) per rung (3,375 lbs. {15.0 kN}/3) - see details below.
- Capacity = 1 to 4 user(s) at 310 lbs. (140.6 kg) each.
- Ladder rung strength requirements for;
  - One user on system; \*3,375 lbs. (15.0 kN)
  - Two users on system; \*4,350 lbs. (19.3 kN)
  - Three users on system; \*5,325 lbs. (23.7 kN)
  - Four users on system; \*6,300 lbs. (28.0 kN)\*includes safety factor.
- Size = 1-1/2 inch (3.81 cm) x 62 inches. (157.48 cm)
- Weight = 23 lbs. (10.43 kg)

#### MATERIALS AND CONSTRUCTION

- Galvanized 1-1/2" (3.81 cm) square 11 gauge hot rolled tube.
- Galvanized 2" SCH. 40 pipe.
- Galvanized SAE Grade 2, U-bolt.
- Elastomeric impact attenuator.
- Carrier clamp (cable grip strandvise).
- Stainless steel system label with i-Safe™ RFID tag.



### 6100090

#### LAD-SAF™ BOTTOM BRACKET

Standard galvanized bottom bracket with mounting hardware. Fits up to 1-1/8" (2.85cm) rung diameter, attaches to 2 rungs, built-in tensioning device.

#### CORROSION RESISTANT CONSTRUCTION

Galvanized construction stands up to harsh environments for maintenance free longevity.

#### INTEGRATED CABLE TENSION SYSTEM

Integrated cable lifeline adjustment system provides a fast, easy and visual indication of a properly tensioned system.

#### EASY TO INSTALL

Standard tools install bracket to ladder. No swaging necessary, carrier cable tensioner and saddle clips provide easy bottom bracket cable termination.


#### GENERAL SPECIFICATIONS:

- Simple bolt and clamp plate fasteners install bracket to 2 rungs of ladder.
- Bottom bracket should be positioned to allow user(s) safe access when connecting/disconnecting from the system.
- Bottom bracket must be mounted in-line (vertically) with the top bracket. (6116280)
- Size = 1-1/2 inch (3.81 cm) x 19 inches. (48.26 cm)
- Weight = 8 lbs. (3.63 kg)

#### MATERIALS AND CONSTRUCTION

- Galvanized 1-1/2" (3.81 cm) square 11-gauge hot rolled ASTM-A-500 Grade B tube.
- Fasteners: U-bolts, nuts and washers are galvanized per ASTM-A-153.

## LAD-SAF™ CABLE LADDER SYSTEM COMPONENTS AND FEATURES AND BENEFITS



### 6100400

#### LAD-SAF™ CABLE GUIDE

Non-metallic cable guide with mounting hardware. For systems up to 199 ft. (60.6m), fits up to 1-1/8" (2.85cm) rung diameter. Recommend 1 every 25 ft. (7.6m)

#### INTERMEDIATE CABLE GUIDE

Prevents cable wear against the ladder and permits the climber to bypass without disconnecting.

#### NON-METALIC DESIGN

Prevents metal-to-metal contact and abrasion, cable rests in guide slot and does not rub on abrasive objects.

#### EASY TO INSTALL

Standard tools install guides to ladder. Complete with necessary fastening hardware.

#### GENERAL SPECIFICATIONS:

- Molded polyurethane elastomer guide with steel fastening hardware.
- Protects cable from rubbing on abrasive objects.
- Slight body pressure releases cable from guide and allows climber to pass by.
- One cable guide is positioned approximately every 25 feet of length of system. (7.6 m)
- Size = 6.875 inches (17.5 cm) x 1.25". (3.17 cm)
- Weight = 0.70 lbs. (0.32 kg)

#### MATERIALS AND CONSTRUCTION

- Guide Material: Black Urethane.
- Bar Material: Galvanized HR steel.



#### LAD-SAF™ CABLE LIFELINE

Durable high strength steel construction. Galvanized construction stands up to harsh environments for maintenance free longevity.

#### 1 X 7 STRAND

Options available in galvanized or stainless steel.

#### CORROSION RESISTANT CONSTRUCTION

Stainless steel construction options stand up to harsh environments for maintenance-free longevity.

#### GENERAL SPECIFICATIONS AND MATERIALS

	9500396	9500397
<b>DIAMETER</b>	3/8" 9.5 mm	3/8" 9.5 mm
<b>STRAND</b>	1 x 7	1 x 7
<b>STEEL</b>	Galvanized	Stainless
<b>PREFORMED</b>	Left Regular Lay	Left Regular Lay
<b>COMPLIANCE</b>	ASTM A475	ASTM A368
<b>BREAKING STRENGTH</b>	15,400 lbs. minimum	18,000 lbs. minimum



# VERTICAL SYSTEMS

## LAD-SAF™ WOOD POLE (BOLT-ON) LADDER SAFETY SYSTEM



**6116224**  
**TOP BRACKET**  
 Bolt-on top bracket with build-in energy absorber and fasteners.

**6110000**  
**CABLE LIFELINE**  
 Galvanized cable, 3/8" (9.5 mm) diameter, 1x7 type. Last 3 digits in part number indicate length.

**6100140**  
**CABLE GUIDE**  
 Galvanized cable guide. Recommend 1 every 25 ft. (7.6 m)

**6160030**  
**LAD-SAF™ X2 DETACHABLE CABLE SLEEVE**  
 One-handed attachment or removal from the cable delivers fast, easy and safe connections.

**6100045**  
**BOTTOM BRACKET**  
 Galvanized bottom bracket with built-in tensioner. Bolts to wood pole.

## LAD-SAF™ STEEL POLE LADDER SAFETY SYSTEM

**6100035**  
**BOTTOM BRACKET**  
 Galvanized bolt-on bottom bracket with built-in tensioner.

**6100136**  
**CABLE GUIDE**  
 Flexible stainless steel cable guide support.

Angle-iron clamp-on and steel pole weld-on systems also available.  
 Call Capital Safety™ today.



## LAD-SAF™ CURVED LADDER SAFETY SYSTEM



**6116010**  
**CURVED TOP BRACKET**  
 Galvanized top bracket with mounting hardware. Fits up to 1-1/8" (2.85 cm) rung diameter, attaches to 2 rungs, built-in energy absorber.

**6100515**  
**CABLE GUIDE**  
 Non-metallic cable guide. Must have 1 every 25 ft. (7.6 m) plus 3 through each curved section.

**6110000**  
**CABLE LIFELINE**  
 Galvanized cable, 3/8" (9.5 mm) diameter, 1x7 type. Last 3 digits in part number indicate length.

**6160030**  
**LAD-SAF™ X2 DETACHABLE CABLE SLEEVE**  
 One-handed attachment or removal from the cable delivers fast, easy and safe connections.

**6100015**  
**BOTTOM BRACKET**  
 Fits up to 1-1/8" (2.85 cm) rung diameter, attaches to 2 rungs, tensioning device, galvanized.





**LAD-SAF™ LADDER ACCESSORIES**



**6116336**

**GRAB BAR EXTENSION**

Slides into 6116054 top bracket of fixed ladder safety system and provides the user with a tie-off point (for lanyard) when connecting or disconnecting from the system's lifeline.

**6116054**

Top bracket assembly for use with 6116336 (replaces standard 6116280 top bracket).

**6147000**

**TELESCOPING EXTENSION**

Self-contained ladder safety system can be returned to its stored position when not in use below the opening so it can be covered.

- Telescoping top bracket with hardware.
- Galvanized cable lifeline.
- Counterweight to tension lifeline.
- Order by length—last three digits in part number indicate length.

**6116038**

**LADDER MAST**

Galvanized removable extension with pulleys, mounting bracket for winch/SRL.

**6116027**

Galvanized bottom mounting bracket attaches 6116038 to ladder.

**6116026**

**LADDER ANCHOR POST**

Galvanized removable extension with eye-bolt anchor to attach 3-way SRL.

**6116027**

Galvanized bottom mounting bracket attaches 6116026 to ladder.

**5901980**

**LADDER GATE**

Protects you from the dangers (and liability) of unauthorized ladder access.

- Fits ladder widths up to 20". (50.8 cm)
- Mounting hardware included.
- Aluminum construction
- 8 ft. (2.4 m) height x 36" (91.4c m) width.



VERTICAL SYSTEMS

## RAILOK 90™ RIGID RAIL LADDER SAFETY SYSTEMS

The Railok 90™ rigid rail system consists of top and bottom entry/exit gates, rail joints, and multiple mounting bracket options designed to mount the rigid aluminum rail to the structure. A Railok 90™ shuttle connects the worker to the system and locks onto the rail in the event of a fall, allowing the user to regain their footing. Designed for ease of use and versatility, you can configure to an existing ladder or customize a system with integrated ladder pegs when no ladder exists. Various clamps are available to attach to almost any structure.

### SHOCK ABSORBING DESIGN

Integrated metallic energy absorber in shuttle reduces forces imposed on system and worker.

### EASY TO CLIMB

The Railok 90™ shuttle automatically follows the user and locks in the event of a fall.

### LADDER RUNG CLAMPS

Provide multiple anchor points to the structure for added safety.

### CUSTOMIZABLE

Many different clamps and configurations available to suit almost any need.

### CORROSION RESISTANT CONSTRUCTION

Aluminum, stainless steel and galvanized construction stands up to harsh environments for added longevity.



## RAILOK 90™ STANDARD LADDER



• **6000352**  
**TOP LADDER RAIL GATE**  
Aluminum and galvanized steel clamp with fastening hardware. Allows user to easily attach shuttle to the system and prevents accidental removal from the system.

• **6000120**  
**LADDER RUNG CLAMP**  
Aluminum and galvanized steel clamp with fastening hardware. Attaches rail to ladder structure. Use within 1 ft. (0.3 cm) of rail splice and one at least every 5 ft. (1.5 m)

• **6000033**  
**STANDARD RAIL**  
Anodized extruded aluminum rail x 6.56 ft. (2 m)  
**6000031** 3.28 ft. (1 m) rail section.  
**6000035** 9.84 ft. (3 m) rail section.

• **6000100**  
**RAIL JOINT**  
Aluminum and galvanized steel rail joint with fastening hardware. Attaches two rail sections together.

• **6000377**  
**RAILOK 90™ SHUTTLE**  
Climbing shuttle automatically follows user and locks onto rail during fall.

• **6000375**  
**BOTTOM STANDARD RAIL GATE**  
Aluminum and galvanized steel clamp with fastening hardware. Allows user to easily attach shuttle to the system and prevents accidental removal from the system.

## RAILOK 90™ INTEGRATED LADDER



• **6000354**  
**TOP LADDER RAIL GATE**  
Aluminum and galvanized steel clamp with fastening hardware. Allows user to easily attach shuttle to the system and prevents accidental removal from the system.

• **6000132**  
**ANGLE IRON CLAMP**  
Aluminum and galvanized steel clamp with fastening hardware. Attaches rail to angled iron structure. Other clamp styles available.

• **6000298**  
**STEP BOLT**  
Galvanized steel step bolt with fastening hardware. Attaches to ladder rail to create climbing pegs.

• **6000100**  
**RAIL JOINT**  
Aluminum and galvanized steel rail joint with fastening hardware. Attaches two rail sections together.

• **6000307**  
**LADDER RAIL**  
Anodized extruded aluminum rail with step bolt holes x 7.87 ft. (2.4 m)  
**6000301** 1.96 ft. (0.6 m) ladder rail section.  
**6000302** 2.95 ft. (0.9 m) ladder rail section.  
**6000303** 3.93 ft. (1.2 m) ladder rail section.  
**6000304** 4.92 ft. (1.5 m) ladder rail section.  
**6000306** 5.90 ft. (1.8 m) ladder rail section.

• **6000377**  
**RAILOK 90™ SHUTTLE**  
Climbing shuttle automatically follows user and locks onto rail during fall.

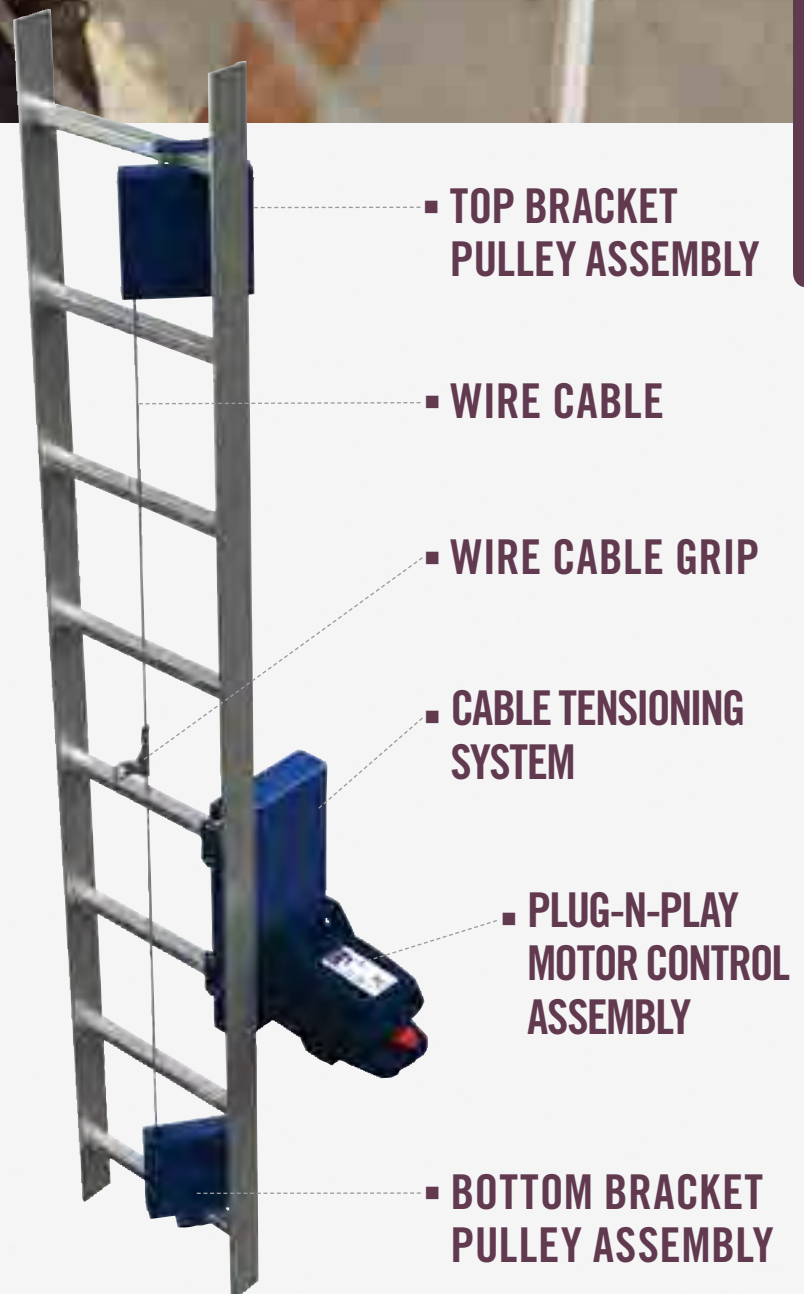
• **6000375**  
**BOTTOM LADDER RAIL GATE**  
Aluminum and galvanized steel clamp with fastening hardware. Allows user to easily attach shuttle to the system and prevents accidental removal from the system.

# POWERED CLIMB ASSIST SYSTEM.

Extremely tall or lengthy structures are often conducive to an assisted system, which provides weight relief to reduce worker fatigue and improve climbing longevity. The Powered Climb Assist System from DBI-SALA® is specifically designed to provide assistance for those who climb the internal ladders of wind energy towers.

### POWERED CLIMB ASSIST LADDER SAFETY SYSTEM FOR WIND ENERGY

- Designed to be used in conjunction with a ladder safety system, such as the LadSaf™ vertical system with sleeve.
- Motor control unit provides five discrete force level settings.
- System provides a unique “adaptive” motor control system that adjusts to environmental conditions and climbing speed.
- Personalized system adjustment of 55-120 lbs. (25-55 kg) for a wide range of climbing styles and user weights for effortless ascent and descent.
- Plug-n-play portable motor control unit design enables simple installation to cable tensioning unit—just plug the unit into the power outlet and you’re ready to climb!
- System accommodates a power supply range of 110 Vac - 240 Vac, 50-60 Hz— optional power cords available to match receptacles, ensuring global compatibility.
- 20 lb. (9 kg) portable motor control unit, easily transported to support multiple systems and towers.
- System includes top and bottom pulley assemblies, wire cable, wire cable grip, motor control assembly and cable tensioning system.



■ TOP BRACKET PULLEY ASSEMBLY

■ WIRE CABLE

■ WIRE CABLE GRIP

■ CABLE TENSIONING SYSTEM

■ PLUG-N-PLAY MOTOR CONTROL ASSEMBLY

■ BOTTOM BRACKET PULLEY ASSEMBLY

# VERTICAL SYSTEMS

## TOWER KIT FOR THE POWERED CLIMB ASSIST SYSTEM



- **6160018**  
TOWER KIT
- **6160019**  
TENSIONING ASSEMBLY
- **6160016**  
TOP & BOTTOM BRACKET  
PULLEY ASSEMBLIES
- **6100031**  
WIRE CABLE SWAGE  
CONNECTION

### 6160028

#### WIRE CABLE

- 3/16" (4.8 mm) x 656'. (200 m)
- 7" (178 mm) x 19" (483 mm) strand core.
- Galvanized steel wire.

### 6160027

#### WEAR PAD KIT

- Nylon pads.
- Stainless steel screws.
- Drill bit and tap.

## PORTABLE MOTOR CONTROL ASSEMBLY



### 6160025

#### MOTOR CONTROL ASSEMBLY

- Lightweight and portable approximately 20 lbs. (9 kg)
- Globally compliant 120-240 Vac, 50-60 Hz.
- Operating temperature range: -22° F to 131° F. (-30° C to 55° C)
- IP Rating—IP54.

### 9506929

#### POWER CORD (NEMA 5-15P)

## POWERED CLIMB ASSIST SYSTEM ACCESSORIES:

### 6160026

#### WIRE CABLE GRIP WITH CARABINER

- Carabiner: 11/16" (17.7 mm) gate opening, 3,600 lb. (16kN) gate strength, with captive eye installed.
- Wire Cable Grip: 3/16" (4.8 mm) cable sleeve.



### 6160024

#### TWIN LEG LANYARD ASSEMBLY WITH WIRE CABLE GRIP (OPTIONAL)

- 2 Carabiners: 11/16" (17.7 mm) gate opening, 3,600 lb. (16kN) gate strength, with captive eye installed.
- Wire Cable Grip: 3/16" (4.8 mm) cable sleeve.
- Webbing: Yellow nylon, 7/8" (22.2 mm) width x 11 1/4" (285.8 mm) length.



### 9600068

#### WIRE CABLE CUTTER

- Length: 28" (711 mm) shear-type manual wire rope and cable cutter.
- Weight: 4.75 lbs. (2.15 kg)



### 9600069

#### HAND OPERATED SWAGER

- OEM: Huskie, Model EP-410.
- Output: 12 ton.
- Weight: 13 lbs. (5.9 kg)
- Length: 23". (584.2 mm)
- Jaw Opening: 1". (25.4 mm)



### 9600003

#### SWAGE DIE KIT

"U-Style Shaped Die Set— specifically designed for CableSwage Connection (6100031).



## EXOFIT NEX™ WIND ENERGY HARNESES:



### 1113452

#### EXOFIT NEX 5-POINT HARNESS

- Wind energy harness with 16" (406 mm) climb assist straps located off hips (XLarge). For use with 6160026 wire cable grip with carabiner—order separately.
- IP Rating—IP54.

1113449 – SMALL  
1113450 – MEDIUM

1113451 – LARGE  
1113453 – XXLARGE



### 1113457

#### EXOFIT NEX CONSTRUCTION STYLE HARNESS

- Wind energy harness with 16" (406 mm) climb assist straps located off hips (XLarge). For use with 6160026 wire cablegrip with carabiner—order separately.


1113454 – SMALL  
1113455 – MEDIUM

1113456 – LARGE  
1113458 – XXLARGE

## SSB CLIMB ASSIST SYSTEM

The DBI-SALA® SSB Climb Assist System, with external counterweight, aids workers and provides fall protection while climbing lengthy ladders and towers. It's ideal for use on land-based and offshore drilling platforms, where environmental and work conditions can make climbing ladders hazardous.

- Counterweight includes a runaway brake for added safety.
- No limit to length of system for ultimate flexibility.
- Durable aluminum housing and steel drum for durability and corrosion resistance.



### 3511063

#### SSB SAFETY BLOCK

Climb assist main block pulley assembly.

### 3512000

#### LIFELINE ASSEMBLY

Galvanized 1/4" (6.3 cm) 7x19 cable assembly with rung and belt hook (last three digits in part number signify length).

**3530000** Stainless steel lifeline assembly.

### 3511783

#### MOUNTING BRACKET

Attaches safety block to structure. Fits round rungs up to 3/4" (1.9 cm) diameter or square rungs up to 9/16" (1.4 cm) per side.

**3511785** Mounting Bracket, fits round rungs over 3/4" (1.9 cm) up to 1-1/2" (3.8 cm) diameter or square rungs over 9/16" and up to 1-1/2" (3.8 cm) per side.

**3511645** Rung Belt Assembly.

### 3511598

#### COUNTERWEIGHT ASSEMBLY

80 lb. (36.3 kg) counterweight with integrated runaway brake system.

# VERTICAL SYSTEMS

## ROPE GRABS

### 5000335

#### LAD-SAF™ ROPE GRAB (AUTO)

- Mobile design automatically follows user for hands-free operation.
- Detachable design can be attached or removed anywhere along lifeline.
- Inertia and cam locking systems for safety and to prevent "panic-grab".
- For use on 5/8" (16 mm) polyester/polypropylene rope lifeline.
- Use with 3 ft. (0.9 m) shock absorbing lanyard.



**5002045** Lad-Saf™ rope grab with attached EZ-Stop™ shock absorbing lanyard x 3 ft. (0.9 m)

**5001442** Lad-Saf™ rope grab for 3/4" (19 mm) polyester/polypropylene rope lifeline x 3 ft. (0.9 m)

### 1246037

#### EZ-STOP™ ROPE ADJUSTER (MANUAL)

- Manual design allows user to fix unit in place for positioning or restraint.
- Cam locking system for safety.
- Installs at top or bottom of the lifeline.
- Durable and lightweight corrosion resistant construction.
- For use on 5/8" (16 mm) rope lifeline.
- Equipped with i-Safe.™



### 5000338

#### LAD-SAF™ WIRE ROPE GRAB (MANUAL)

- Manual design allows user to fix unit in place for positioning or restraint.
- For use in extremely abrasive or corrosive environments.
- For use on 3/8" (9.5 mm) 7x19 galvanized or stainless steel cable.
- Use with 4 ft. (1.2 m) shock absorbing lanyard.



### 5000400

#### ROPE GRAB KIT

Complete rope grab system in a bag for convenient compliance and safety on the job.

Kit includes:

- Mobile Rope Grab (5000335)
- Shock Absorbing Lanyard (1246012)
- Lifeline x 50 ft. (1202794)
- Counterweight (5901583)
- Tie-Off Adaptor (1003000)
- Carrying Bag (9511597)

**5000401** Rope grab kit with 100 ft. (30 m) lifeline (1202844) and (9503806) carrying bag.







## Flexible Counterweight

Flexible counterweight pouch with web loop choker filled with 6 lbs.

**5901583**

### COUNTERWEIGHT

5.7 lb. (2.6 kg) flexible counterweight keeps lifeline taught.

- Heavy-duty nylon construction.
- Built-in web loop for easy attachment to lifeline.
- Compact and portable design.
- Equipped with i-Safe.™



## Rope Lifelines

DBI-SALA® blended rope lifeline assemblies feature additional abrasion and UV resistance, for added durability, longevity and safety. Various styles and lengths are available to suit any need.

Lifeline Material	Hook Style	Lifeline Diameter (inch/mm)	25' Lifeline	30' Lifeline (9 m)	50' Lifeline (15 m)	75' Lifeline (22 m)	100' Lifeline (30 m)	150' Lifeline (46 m)
Polyester/ Polypropylene Blend	Snap Hook at One End	5/8" (15.9 mm)	1202742	1202754	1202794	1202821	1202844	1202879
		3/4" (19.05 mm)	1202739	1202750	1202785	1202818	1202838	1202877
	Snap Hook at Both Ends	5/8" (15.9 mm)	1202740	1202753	1202790	1202823	1202842	1202878

\*Custom sizes available.

**SOME SAY WE  
OVER-ENGINEER  
LIFELINES.  
WE SAY YOU  
CAN'T  
OVER-DO  
SAFETY.**



You can always depend on our horizontal safety systems for mobility and fall protection when working at height. That's why safety engineers and site directors choose DBI-SALA® horizontal lifelines. We offer the broadest selection, as well as significant advantages in safety and productivity. Systems meet OSHA standards.

#### HOW TO CHOOSE A HORIZONTAL LIFELINE SYSTEM

A horizontal lifeline may appear to be a basic line strung between two anchors, but it is not. It is critical to choose a system that has been precision engineered and rigorously tested to meet OSHA and ANSI requirements. These systems are used to protect workers operating in the horizontal plane who may not have continuous access to suitable anchorage points. Some important considerations when selecting a system include:

##### ANCHORAGE STRUCTURE

The structure your system must attach to, such as an I-beam, rebar stud, concrete column or roof, can dictate the type of specialized system required.

##### PORTABLE OR PERMANENT

Temporary jobs require lightweight and easy-to-use portable systems that can be moved from one location to another. If a hazardous work area is accessed often, such as a rooftop, a permanent solution like Uniline® may be a better choice.

##### CLEARANCE REQUIREMENTS

The distance between the work area and the next level or obstruction is often called "fall clearance," and this is a critical factor when choosing your system. Anchorage height, type of lifeline and length are just a couple of factors that will affect the required clearance needed.

##### LIFELINE TYPE

Synthetic lines are extremely lightweight and compact while galvanized or stainless steel options offer added corrosion and abrasion resistance.

##### NUMBER OF USERS

Always consider the number of workers required to get the job done and choose a system that can accommodate those personnel safely.

*Most Horizontal Lifelines Equipped with*




# HORIZONTAL SYSTEMS

## SECURASPAN™ HORIZONTAL LIFELINE SYSTEMS

Extremely lightweight and portable, these systems incorporate a modular, multi-base design that accommodates a wide range of steel and concrete beams.

- Interchangeable stanchions are ideal for both steel and concrete applications.
- Extremely lightweight and portable for fast and easy set-up and use.
- Single and multi-span options available for jobsite customization.
- Pass-thru bracket design provides 100% continuous protection.
- Integrated Zorbit™ energy absorber limits forces on structure.
- Capacity of 2 workers per span, up to 6 workers for multi-span system.
- Durable and corrosion resistant construction.
- Inquire about perpendicular applications.



### STEEL I-BEAM APPLICATIONS

This lightweight and extremely easy to install engineered fall protection system is ideal for steel construction. Single spans up to 60 ft. and with the optional “bypass” brackets, the system can be configured to run indefinitely.

- Single clamp and wing nut design.
- All adjustments made from top of beam.
- Fits flanges 6" to 12" wide, 2-1/4" thick. (15.2-30.5 cm, 5.7 cm)
- Optional bases for 18", 24" and 36" widths. (45.7, 60.9 and 91.4 cm)

### CONCRETE REBAR & SHEAR STUD APPLICATIONS


Provides tie-off point before decking or other fall protection is available on pre-stressed concrete beams with rebar or shear studs. Stanchions are adjustable from vertical 20 degrees left or right for easy passage, or completely horizontal for transportation to jobsite.

- Simply attach with torque wrench.
- Simple chain tie-back connection.
- Fits 1/2" to 1" diameter (#4 to #8 rebar) and 4" to 12" center to center.

#### SECURASPAN™ I-BEAM HORIZONTAL LIFELINE SYSTEM

Complete single span system includes 2 stanchions (7400047) and cable assembly with tensioner and Zorbit™ energy absorber.

- 7400420** 20 ft. (6.1 m) SecuraSpan™ I-beam HLL System.
- 7400430** 30 ft. (9.1 m) SecuraSpan™ I-beam HLL System.
- 7400440** 40 ft. (12.2 m) SecuraSpan™ I-beam HLL System.
- 7400450** 50 ft. (15.2 m) SecuraSpan™ I-beam HLL System.
- 7400460** 60 ft. (18.3 m) SecuraSpan™ I-beam HLL System.




Shown with intermediate stanchion—must order separately.

#### SECURASPAN™ REBAR/SHEAR STUD HORIZONTAL LIFELINE SYSTEM

Complete single span system includes 2 stanchions (7400215) and cable assembly with tensioner and Zorbit™ energy absorber.

- 7400620** 20 ft. (6.1 m) SecuraSpan™ Rebar/Shear Stud HLL System.
- 7400630** 30 ft. (9.1 m) SecuraSpan™ Rebar/Shear Stud HLL System.
- 7400640** 40 ft. (12.2 m) SecuraSpan™ Rebar/Shear Stud HLL System.
- 7400650** 50 ft. (15.2 m) SecuraSpan™ Rebar/Shear Stud HLL System.
- 7400660** 60 ft. (18.3 m) SecuraSpan™ Rebar/Shear Stud HLL System.



Shown with intermediate stanchion—must order separately.

# CONCRETE LOOP REBAR APPLICATIONS

An easy-to-install system for pre-stressed concrete beams, this attaches directly to the loop rebar. With integrated "bypass" brackets, the system can be configured to run indefinitely.

- Simple hook and loop with wing nut.
- Fits 1/2" to 4-1/2" dia. (#4 to #12 rebar).
- Adjusts to fit 3-1/2" to 8" (8.9-20.3 cm) tall loop with 3" (7.6 cm) or greater spacing.

## SECURASPAN™ LOOP REBAR HORIZONTAL LIFELINE SYSTEM

Complete single span system includes 2 stanchions (7400045) and cable assembly with tensioner and Zorbit™ energy absorber.


**7400320** 20 ft. (6.1 m) SecuraSpan™ Loop Rebar HLL System.

**7400330** 30 ft. (9.1 m) SecuraSpan™ Loop Rebar HLL System.

**7400340** 40 ft. (12.2 m) SecuraSpan™ Loop Rebar HLL System.

**7400350** 50 ft. (15.2 m) SecuraSpan™ Loop Rebar HLL System.

**7400360** 60 ft. (18.3 m) SecuraSpan™ Loop Rebar HLL System.



Shown with intermediate stanchion—must order separately.

## SECURASPAN™ SYSTEM COMPONENTS



### I-BEAM SYSTEM COMPONENTS

**7400047** Stanchion with I-beam base, fits 6"-12" (15.2-30.5 cm) flange.

**7400055** Stanchion with I-beam base, fits 12"-18" (30.5-45.7 cm) flange.

**7400056** Stanchion with I-beam base, fits 18"-24" (45.7-61 cm) flange.

**7400057** Stanchion with I-beam base, fits 24"-36" (61-91.4 cm) flange.

**7400001** I-beam stanchion to fit up to 2 1/4" (5.72 cm) thick, 6"-12" (15.2-30.5 cm) wide.

**7400052** I-beam base only, fits 6"-12" (15.2-30.5 cm) flange.

**7400073** I-beam stanchion to fit up to 3 3/8" (8.57 cm) thick, 6"-12" (15.2-30.5 cm) wide.

**7400008** Intermediate bypass bracket kit.



### PERPENDICULAR I-BEAM SYSTEM COMPONENTS

**7400087** Stanchion with perpendicular I-beam base, no tie back, fits 8"-14" (20.32-35.56 cm) flange.

**7400086** Perpendicular I-beam base only, fits 8"-14" (20.32-35.56 cm) flange.

**7400089** Perpendicular pass-thru kit.



### REBAR SYSTEM COMPONENTS

**7400215** Stanchion with rebar/shear stud base, pass-thru and end anchor brackets.

**7400214** Tie-back base and chain assembly.

**7400053** End-anchor retro-fit kit with rebar/shear stud base, tie-back assembly, end-anchor and pass-thru bracket.

**7400054** Intermediate retro-fit kit with rebar/shear stud base and pass-thru bracket.

### CLEARANCE CHART

SPAN LENGTH	1-2 USERS 6' (1.8 m) LANYARD	1-2 USERS SRL
20-30 ft. (6.1-9.0 m)	16'-7" (5.1 m)	13'-2" (4 m)
50-60 ft. (15.4-18.5 m)	20'-2" (6.2 m)	16'-8" (5.1 m)

See product instruction manual for complete clearance information.



### LOOP SYSTEM COMPONENTS

**7400045** Stanchion with loop rebar base and pass-thru bracket.

## LIFELINE OPTIONS FOR ALL SYSTEMS

Cable assembly with turnbuckle and Zorbit™, lengths available in 10 ft. increments. Cable assemblies over 60 ft. (18.3 m) include two Zorbit™ devices.

20 ft. (6.1 m)	30 ft. (9.1 m)	40 ft. (12.2 m)	50 ft. (15.2 m)	60 ft. (18.3 m)	70 ft. (21.3 m)	80 ft. (24.4 m)	90 ft. (27.4 m)
7403020	7403030	7403040	7403050	7403060	7403070	7403080	7403090
100 ft. (30.5 m)	110 ft. (33.5 m)	120 ft. (36.6 m)	130 ft. (39.6 m)	140 ft. (42.7 m)	150 ft. (45.7 m)	160 ft. (48.8 m)	170 ft. (51.8 m)
7403100	7403110	7403120	7403130	7403140	7403150	7403160	7403170
180 ft. (54.9 m)	190 ft. (57.9 m)	200 ft. (61.0 m)	210 ft. (64.0 m)	220 ft. (67.1 m)	230 ft. (70.1 m)	240 ft. (73.2 m)	250 ft. (76.2 m)
7403180	7403190	7403200	7403210	7403220	7403230	7403240	7403250
260 ft. (79.8 m)	270 ft. (82.3 m)	280 ft. (85.3 m)	290 ft. (88.4 m)	300 ft. (91.4 m)	310 ft. (94.5 m)	320 ft. (97.5 m)	330 ft. (100.6 m)
7403260	7403270	7403280	7403290	7403300	7403310	7403320	7403330

# HORIZONTAL SYSTEMS



## 7605060

### EZ-LINE™ RETRACTABLE HORIZONTAL LIFELINE SYSTEM

EZ-Line™ is user friendly and extremely fast to install, remove and store. The innovative retractable design of EZ-Line™ eliminates large and bulky coils of cable that are difficult to set-up, relocate and store.

- Built-in winch for fast and easy set-up, use and dismantling.
- Customize length in any increment up to 60 ft. (18.25 m)
- Built-in pre-tension and impact indicators for easy set-up and inspection.
- Extremely lightweight, 33% lighter than conventional systems.
- Capacity of 2 workers.

**7600002** Replacement EZ-Line™ Handle Assembly.

### CLEARANCE CHART

SPAN LENGTH	2 USERS 6' (1.8 m) LANYARD	2 USERS SRL
20-30 ft. (6.1-9.0 m)	21'-6" (6.6 m)	9'-10" (3.0 m)
50-60 ft. (15.4-18.5 m)	25'-4" (7.7 m)	12'-4" (3.8 m)

See product instruction manual for complete clearance information.

## SAYFLINE™ CABLE HORIZONTAL LIFELINE SYSTEMS

The Sayflin™ cable system is highly portable and ideal for situations where welding, sparks or harsh environments are present, or where minimal clearance exists. Complete system includes cable lifeline assembly with wedge grip termination, tensioner and Zorbit™ shock absorber.



- Durable all-metal system can be left in place for long periods of time.
- Portable system can be re-used over and over again.
- Cable lifeline with tensioner and shock absorber.
- Use with any 5,000 lb. (22 kN) anchorage devices.
- Capacity of 2 workers.
- 20 ft. to 100 ft. lengths available. (6.1 m to 30.5 m)

### CLEARANCE CHART

SPAN LENGTH	1-2 USERS 6' (1.8m) LANYARD	1-2 USERS SRL
20-30 ft. (6.1-9.0 m)	20'-6" (6.3 m)	9'-1" (2.8 m)
50-60 ft. (15.4-18.5 m)	24'-5" (7.4 m)	12'-5" (3.8 m)

See product instruction manual for complete clearance information.

### SAYFLINE™ CABLE HLL SYSTEMS

20 ft. (6.1 m)	30 ft. (9.1 m)	40 ft. (12.2 m)	50 ft. (15.2 m)	60 ft. (18.3 m)	70 ft. (21.3 m)	80 ft. (24.4 m)	90 ft. (27.4 m)	100 ft. (30.5 m)
7602020	7602030	7602040	7602050	7602060	7602070	7602080	7602090	7602100

## SAYFLINE™ SYNTHETIC HORIZONTAL LIFELINE SYSTEMS

Sayflin™ systems are extremely lightweight, easy to install and portable—ideal for maintenance, bridge work, construction and general industry applications, providing absolute safety and reliability.

- Complete system in convenient bag is installed with no special tools or equipment.
- Portable system can be re-used over and over again.
- Kernmantle rope lifeline with tensioner and shock absorber.
- Two tie-off adaptors are included to anchor the system to a structure.
- Capacity of 2 workers.
- 20 ft. to 100 ft. lengths available. (6.1 m to 30.5 m)



### CLEARANCE CHART

SPAN LENGTH	2 USERS 6' (1.8m) LANYARD	2 USERS SRL
20-30 ft. (6.1-9.0 m)	23'-4" (7.1 m)	11'-6" (3.5 m)
50-60 ft. (15.4-18.5 m)	30'-2" (9.2 m)	18'-3" (5.5 m)

See product instruction manual for complete clearance information.

### SAYFLINE™ SYNTHETIC HLL SYSTEMS

20 ft. (6.1 m)	30 ft. (9.1 m)	40 ft. (12.2 m)	50 ft. (15.2 m)	60 ft. (18.3 m)	70 ft. (21.3 m)	80 ft. (24.4 m)	90 ft. (27.4 m)	100 ft. (30.5 m)
7600502	7600503	7600504	7600505	7600506	7600507	7600508	7600509	7600510

# HORIZONTAL SYSTEMS





## SECURASPAN™ POUR-IN-PLACE HORIZONTAL LIFELINE SYSTEMS

The Pour-in-Place SecuraSpan™ system installs to column tops, providing an overhead tie-off point during the decking process. The stanchion slides into the embedded pour-in-place sleeve and does not require “tie-back” for fast installation.

- Lightweight and portable for fast and easy set-up and use.
- Single and multi-span options with unlimited length for jobsite customization.
- Pass-thru design provides 100% continuous protection.
- Integrated Zorbit™ energy absorber limits forces on worker and structure.
- Capacity of two workers per span, up to six workers for multi-span system.
- Durable and corrosion resistant construction.

## SAYFLINE™ POUR-IN-PLACE HLL SYSTEMS

Complete system includes 2 stanchions (7400203), and cable assembly with tensioner and Zorbit™ energy absorber.

20 ft. (6.1 m)	30 ft. (9.1 m)	40 ft. (12.2 m)	50 ft. (15.2 m)	60 ft. (18.3 m)
7400220	7400230	7400240	7400250	7400260

## SECURASPAN™ POUR-IN-PLACE ACCESSORIES

**7400203** Stanchion assembly, 7'6" tall.

**7400200** Intermediate bracket, Pour-In-Place stanchion.

**7400201** Concrete sleeve for Pour-In-Place stanchion.



## CLEARANCE CHART

SPAN LENGTH	1-2 USERS SRL
20-30 ft. (6.1-9.0 m)	9'-1" (2.8 m)
50-60 ft. (15.4-18.5 m)	12'-5" (3.8 m)

See product instruction manual for complete clearance information.



**7400211**  
**CLAMP-ON VERTICAL BASE**  
Zinc-plated steel construction, clamps to existing vertical steel and concrete structures.



**7400218**  
**BOLT-ON VERTICAL BASE**  
Zinc-plated steel construction, bolts to vertical steel and concrete structures.

**7400225**  
**STAINLESS STEEL VERSION**



**7400222**  
**WELD-ON VERTICAL BASE**  
Steel c-channel construction, weld to vertical steel structures.



**8530267**  
**BOLT-ON FLOOR BASE**  
Zinc plated steel construction. Bolts to steel and concrete horizontal surfaces.

## HORIZONTAL LIFELINE COMPONENTS

The revolutionary Zorbit™ energy absorber and wedge grip termination featured on our Sayflin™ cable horizontal lifeline system is also available to customize your existing system. A competent and qualified person must be involved who fully understands how to properly engineer a custom system.

- Allows use of standard 5,000 lb. (22 kN) rated anchors.
- Lightweight and compact for easy set-up and use.
- Simple design makes integration into system fast and easy.



## ZORBIT™ KITS

**7401013** Zorbit™ energy absorber only.

**7401031** Zorbit™ energy absorber, 3 shackles, bolts, nuts.

**7401032** Zorbit™ energy absorber, with 3 shackles, bolts, nuts, turnbuckle.

**7401033** Zorbit™ energy absorber, with 3 shackles, bolts, nuts, turnbuckle, thimbles, cable clips.

**7600580** Zorbit™ energy absorber, with 3 shackles, bolts, nuts, turnbuckle, thimbles, cable clips with wedge grip, two O-rings.

**7608008** Wedge grip horizontal lifeline termination.

# HORIZONTAL SYSTEMS

## PERMANENT HORIZONTAL LIFELINES

Whether it's over a railcar, tanker truck, airplane, along a rooftop, in the rafters of an arena or on a bridge, Capital Safety™ and Uniline® permanent horizontal lifeline systems provide remarkable ease-of-use with superior continuous fall protection.

We offer both pre-engineered user installed systems, or customized site specific systems offering straight or curved, flexible or rigid installations. We have also taken the guesswork and complexities out of these types of systems by partnering with a network of certified installers throughout the country that are able to offer complete turnkey solutions, including everything from site assessment and anchorage design to system installation and training.

We will even work with project architects and engineers to ensure the system is fully integrated into the facility without conflicting with other building systems.

*Image shown: Uniline™ system with StrongArm™ frames*



## SAYFLINE™ MULTI-SPAN HORIZONTAL LIFELINE SYSTEMS

The Multi-Span Sayflink™ system is a simple and safe “off-the-shelf” permanent horizontal lifeline system designed for user installation. It is completely customizable, including span length, total system length and even final installation position.

- Provides 100% continuous protection for two workers.
- Unique one-piece sleeve bypasses intermediates and freely moves where you have to work.
- Customize to suit jobsite, 180 ft. (54.9 m) max length, 30 ft. (9.1 m) max span.
- Unique brackets can be installed above, even with or below the user.
- System includes lifeline, intermediate bracket (one per 30 ft. span), termination hardware, tensioner and two Zorbit™ energy absorbers. Order sleeve and additional intermediates separately.

### SAYFLINE™ ACCESSORIES

**7608001** Intermediate bracket, multi-span system.

**7608002** Sayflink™ sleeve for Sayflink™ multi-span system.

### SAYFLINE™ MULTI-SPAN HLL SYSTEMS

	20 ft. (6.1 m)	40 ft. (12.2 m)	60 ft. (18.3 m)	80 ft. (24.4 m)	100 ft. (30.5 m)	120 ft. (36.6 m)	140 ft. (42.7 m)	160 ft. (48.8 m)	180 ft. (54.9 m)
<b>Galvanized</b>	7603020	7603040	7603060	7603080	7603100	7603120	7603140	7603160	7603180
<b>Stainless Steel</b>	7603073		7603076	7603079	7603070				

\*Custom sizes available.



### 2103143

#### I-Beam Trolley

Fits 3 in. to 8 in. (7.6 cm - 20.3 cm) wide I-Beams up to 11/16 in. (1.7 cm) thick.

### 2103147

#### I-Beam Trolley

Stainless Steel Fits 3 in. to 8 in. (7.6 cm - 20.3 cm) wide I-Beams up to 11/16 in. (1.7 cm) thick.



## I-BEAM AND TROLLEY SYSTEM

Our man-rated trolleys provide continuous horizontal mobility on I-beams. Used in conjunction with a self retracting lifeline, the system provides fall protection with horizontal and vertical mobility.

These systems can often be used on existing overhead I-beams, and they're sometimes the only choice when it is not possible to accommodate the loads generated by a cable type multi-span horizontal lifeline system. In addition, rigid systems eliminate sag and deflection, reducing the overall fall clearance needed below the work area.



# MEETING THE NEEDS OF TODAY'S CHANGING WORK ENVIRONMENT

We offer a comprehensive range of fall arrest and fall protection systems which are fully compliant, practical solutions for all industries. Our mission to deliver quality service, training and support has earned us a deserved reputation for excellence.

Our certified, trained specialists provide industry-leading installation and training services throughout equipment life to help make your workers' safety a simple guarantee.

ROOFSAFE™ ANCHOR AND CABLE

# THE ULTIMATE IN MODULAR SYSTEM DESIGN



Conforms to EN 795, OSHA, ANSI, AS/NZS standards and has been tested to both EN795 Class A and C standards.

## FEATURES AND BENEFITS

- **The toggle fixing method** for flat roofing systems speeds up installation time and reduces thermal bridging, reducing heat loss from a building. Both of these features save time and money for the customer.
- **The RoofSafe™ Anchor** utilizes marine grade alloys in its design to reduce the overall weight and save shipping costs.
- **The RoofSafe™ Anchor** is modular in design, taking less space to pack and ship. In the unlikely event that the anchor is deployed, it is possible to remove the top module and replace it with a new one.
- **The RoofSafe™ Anchor** has been designed so a vertical pull test to 1,125 lbs. (5kN) can be applied without affecting the anchors integrity. This enables annual test and verification of its structural integrity, ensuring compliance and peace of mind.
- **The RoofSafe™ Anchor** for flat roofing systems has weather proof design to ensure the integrity of the building.
- **The RoofSafe™ Anchor** compliments modern building design, as well as older buildings, enabling compliance and peace of mind no matter the type of project.
- **The RoofSafe™ Cable System** uses high quality 316 stainless steel cable to offer excellent freedom of movement to navigate corners and building contours.
- **The system spans up to 40 ft. (12m)** between intermediate supports, minimizing roof penetrations.
- **Electro-polished components** provides long-term corrosion resistance.\*
- **System performance** can be calculated using custom design software providing assured levels of safety. The system maintains a minimum safety factor of two for multiple users.

*\* Some aggressive environments can cause corrosion and discoloration of stainless steel.*



ENGINEERED SYSTEMS

ROOFSAFE™ RAIL

# GREAT AESTHETICS. UNCOMPROMISING SAFETY.



Conforms with International Fall Protection Standards including EN795, OSHA and AS/NZS.



## KEY FEATURES

- **The only direct-to-roof rail system** that can facilitate changes in direction and roof slopes, ensuring safe roof access where it is needed.
- **Allows multiple users** to execute more complex maintenance tasks such as suspended rope access work in an efficient matter.
- **Even load distribution** ensures that even if one user falls, the integrity of the roof system will not be compromised.
- **Solid design ensures no deflection or unnecessary loading** of anchor points during use, giving the user complete confidence even on roof pitches greater than 15°.

- **Four wheel attachment carriage** runs effortlessly along the extruded aluminium rail, providing user-friendly ease of use.
- **Lightweight modular system** comes in 10 foot (3 meter) sections that are easy to transport and handle on site.



COMPREHENSIVE PROTECTION



TOP QUALITY

ROOFSAFE™ LO-PROFILE RAIL

# LOW-PROFILE SYSTEM WITH HIGH IMPACT



ENGINEERED SYSTEMS

Conforms to OSHA and ANSI standards.

## KEY FEATURES



- **Simple and Easy to Install:** Pre-drilled holes strategically located along the rail provide fast layout and installation — system also includes weather sealing for peace of mind.
- **Low Profile Rail Design:** Rail will pass under jet bridge structure when it is expanded and collapsed, so there is no need to remove or retention the system.
- **i-SAFE™ 3.1 Equipped:** The most advanced way to track safety equipment and manage your safety inspection program.
- **High Capacity Shock Absorbing Lanyard Force2™:** Ideal for tying off at your feet, twin-leg design provides continuous protection and mobility when moving from one jet bridge section to another.
- **Multi-Purpose / Person Design:** Versatile system can be used by one person per jet bridge section for fall arrest, or three people per section for fall restraint — 310 lb. (140.61 kg) per person capacity.
- **High Performance Rail Shuttle:** Smooth operation with ultra-efficient movement along the rail provides hands-free protection.

## UNI 8™ / UNILINE™



Conforms to EN 795, OSHA, ANSI, AS/NZS standards and has been tested to meet EN 795 Class C standard.



## FEATURES AND BENEFITS

- **A broad range of mounting bracket options** allows navigation of corners and building contours while offering excellent functionality through its free flowing bypass capability.
- **The Uni 8™ Uniline™ Traveler** can be used on either side of the line without removing and reattaching it allowing the user flexibility to move around the system.
- **In-line energy absorbers** reduces load transfer to the structure in the event of a fall.
- **The Uni 8™ System** can span up to 40' (12m) between support brackets.
- **The single 0.31" (8mm) cable** provides a discreet and unobtrusive solution to fall protection.
- **The system can support multiple workers**, up to 310 lbs (140kg) each, allowing a team of people to carry out tasks at height.
- **Computer software** calculates system performance to ensure system designs meet customer needs and are safe.
- **Minimal moving parts** and high grade materials ensure long life expectancy, low cost of ownership and add up to a sound investment.
- **Electro-polished stainless steel (316) components** provide long-term corrosion resistance.\*

\* Some aggressive environments can cause corrosion and discoloration of stainless steel.





UNI 8™ OVERHEAD / UNILINE™

# MAXIMUM SAFETY WITH MAXIMUM FREEDOM

Conforms to EN 795, OSHA, ANSI, AS/  
NZS standards and has been tested to  
meet EN 795 Class C standard.



ENGINEERED SYSTEMS

## FEATURES AND BENEFITS

- **The Uni 8™** overhead Traveler passes freely over intermediate brackets ensuring complete freedom of travel and movement for the user.
- **Sealed bearings** in the carriage wheels of the Uni 8™ overhead Traveler reduce the need for maintenance.
- **The Uni 8™ Uniline™ Traveler** can be used as an alternative Traveler for systems with corners or when there is a requirement to remove the Traveler from the lifeline when not in use.
- **Curved overhead brackets** for installation of a lifeline around a corner for use with the Uni 8™ Uniline™ Traveler.
- **High tensioned stainless steel cable** supports heavy fall arrest devices when required and reduces cable deflections.
- **In-line energy absorbers** reduces load transfer to the structure in the event of a fall.
- **Available as a single or multi-span system** for distances up to 100' (30m).
- **Computer software** calculates system performance to ensure system designs meet customer needs and are safe.
- **Strong intermediate cable** supports allow the system to span greater distances for long bay work areas and permit free passage of the Traveler.
- **Electro-polished stainless steel (316) components** provide long-term corrosion resistance.\*
- **Supports multiple workers** up to 310 lbs. (140kg) each.

\* Some aggressive environments can cause corrosion and discoloration of stainless steel.

UNIRAIL™

# SAFETY AT ITS BEST.

## PROTECT WORKERS FROM FALL PROTECTION RISKS

with a simple, continuous and functional anchorage system.



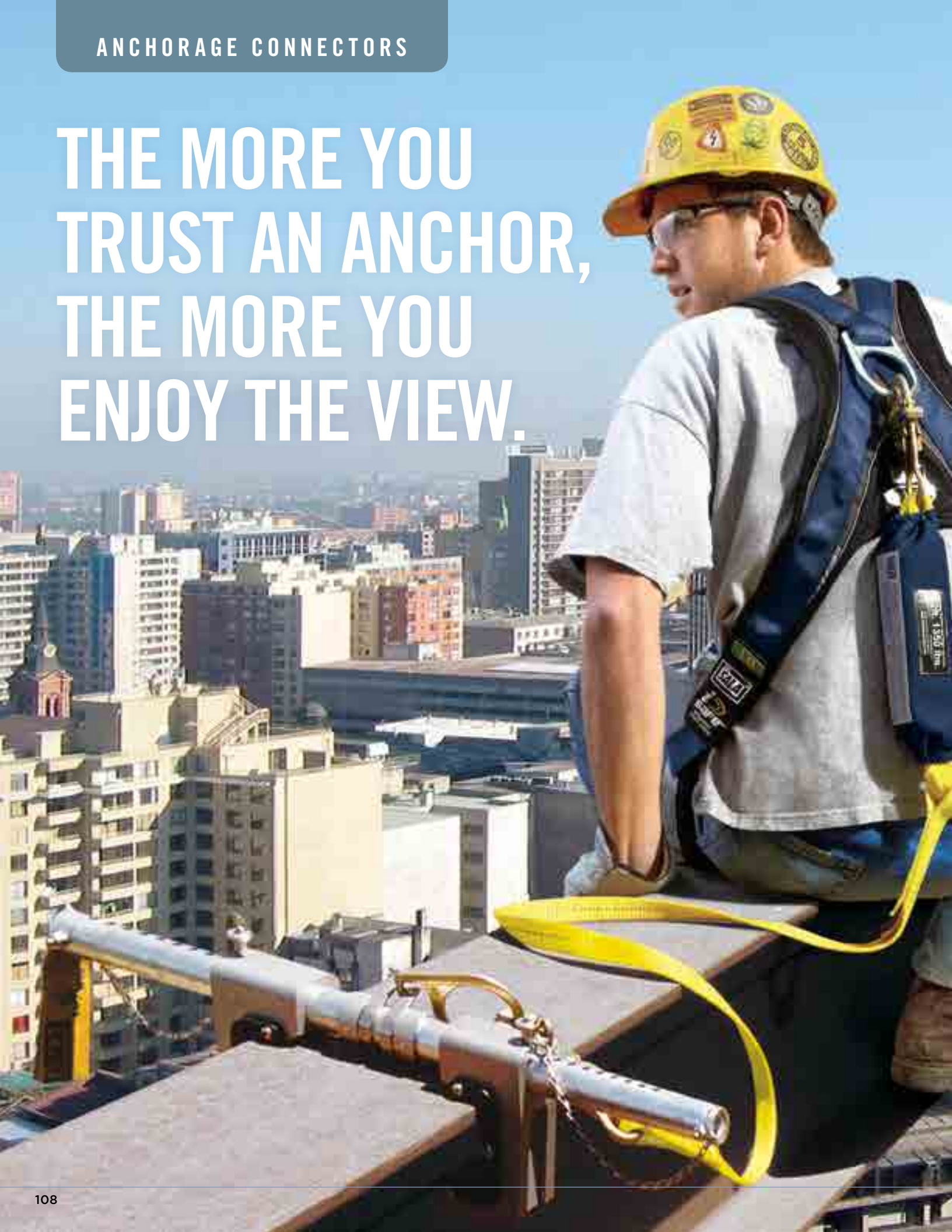
Compliant with EN795, OSHA and AS/NZS standards.

## KEY FEATURES

- Can be fitted to a wide range of structures, supporting multiple workers for both fall arrest and fall restraint applications.
- Can span up to **10 feet (3 meters)**.
- **6000 series aluminum alloy and 316 stainless steel components** help system withstand harsh environments, providing longevity and saving future maintenance and replacement costs.
- Product design and fixing centers **reduce structural loading** and **increase adaptability** to building or structural tolerances, especially in weaker structures.
- The main rail floats in its fixings to **mitigate the effects of thermal expansion and contraction** which would otherwise cause the rail to buckle.
- Each carriage has an **ultimate strength of over 3,300 lbs.** (15 kN).
- **Modular design** makes it easy to install and specify.



THE MORE YOU  
TRUST AN ANCHOR,  
THE MORE YOU  
ENJOY THE VIEW.





---

## Smart guys look at DBI-SALA® anchorage connectors first.

---

In the excitement of the moment, remember that each DBI-SALA® anchorage connector has been rigorously tested to meet or exceed OSHA and ANSI standards. Capital Safety™ offers the most complete line of anchorage connectors available today, so you'll always find the best product to meet the demands of your job.



*Most Anchors  
Equipped with*



## TYPES OF ANCHORS

Your choice of anchor depends on the type of work being done. Anchorages are sold by what they connect to (general/all purpose, steel, concrete, roof, mining or specialty), whether they are fixed or mobile, and whether they are permanent or portable. They all must provide a secure point of attachment for a complete personal fall arrest system, and must be capable of supporting a load of 5,000 lbs. (22 kN) or of meeting OSHA's criteria of a 2-to-1 safety factor.



### GENERAL (ALL-PURPOSE)

Portable anchors used in a variety of applications. Many are "choker" style, designed to provide a safe and easy way to anchor a fall protection device to an overhead location that is beyond normal reach.

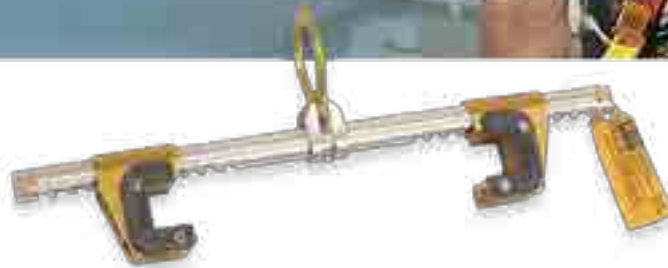
### ROOF

A variety of portable and permanent roof anchors for residential and commercial, as well as for flat or sloped roofs, are available. These specialized anchors will keep you safe without causing damage to the structure.



### STEEL

Our anchors for steel are lightweight and easily installed. A variety of portable, permanent, mobile and fixed anchors are available for connection to I-beams and other steel structures.



### CONCRETE

These rugged and extremely abrasive resistant portable and permanent anchors are specifically designed to be attached to concrete structures including walls, floors, decks and columns.



### MINING

Our SAFLOK™ mining anchors were designed to be used with friction rock bolts in a variety of different mining applications. These ANSI- and OSHA-certified anchors provide the ultimate fall protection for mine workers.



### SPECIALTY

Specifically designed to attach to challenging anchorage structures, these devices are unique. If you can't find a suitable anchor for your application, call us and we'll work together to provide a solution.

# GENERAL ANCHORAGE CONNECTORS

Extremely versatile anchors are simply choked-off to the anchorage structure, to provide a fast and safe 5,000 lb. (22kN) tie-off point for your personal fall protection system.



## 1003000

### WEB TIE-OFF ADAPTOR

Pass-thru design. 1-3/4" polyester strength member with 3" wide polyester wear pad x 3 ft. (0.9 m)

**1003006** Web tie-off adaptor, pass-thru type x 6 ft. (1.8 m)

**1002103** Adjustable web tie-off adaptor, pass-thru type x 3 ft. (0.9 m)

**1002106** Adjustable web tie-off adaptor, pass-thru type x 6 ft. (1.8 m)

**1002010** Web tie-off adaptor, pass-thru type x 10 ft. (3.0 m)

## 1002202

### TIE-OFF ADAPTOR FOR HOT WORK USE

Reinforced with Kevlar® fiber webbing is ideal for high heat environments, pass-thru type with 1-3/4" polyester strength member x 6 ft. (1.8 m)



**1002200** Tie-off adaptor, with Kevlar® fiber pass-thru type x 3 ft. (0.9 m)

**1002201** Tie-off adaptor, with Kevlar® fiber pass-thru type x 4 ft. (1.2 m)

## 5900550

### CABLE TIE-OFF ADAPTOR

Pass-thru design. 7x19-3/8" (9.5 mm) stainless steel cable with O-rings x 4 ft. (1.2 m)



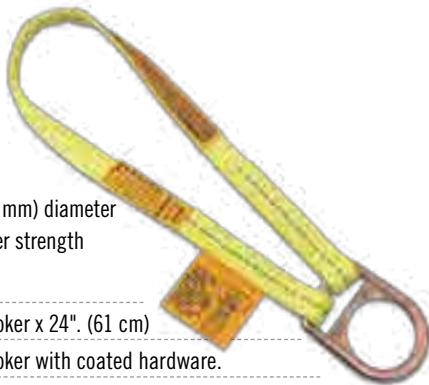
**5900551** Cable tie-off adaptor, pass-thru type x 6 ft. (1.8 m)

**5900552** Cable tie-off adaptor, pass-thru type x 10 ft. (3.0 m)

## 1201390

### WEB SCAFFOLD CHOKER

Choker style attaches to 3" (76 mm) diameter anchorage. 1" (25 mm) polyester strength member x 17". (43 cm)



**1201391** Web scaffold choker x 24". (61 cm)

**1201421** Web scaffold choker with coated hardware.

**1002106** Adjustable web tie-off adapter, pass-thru type x 6 ft. (1.8 m)

# SAFLOK™ CARABINERS

Saflok™ carabiners are the unsung heroes of most safety systems. They securely attach one component to another and offer maximum strength – 5,000 lb. (22 kN) minimum breaking strength and 3,600 lb. (16 kN) gate strengths. Designed for easy securing, they are self closing and self locking to keep all components of your safety system firmly attached, including you!

## 2000112

### SAFLOK™ CARABINER

Steel carabiner with 3,600 lb. (16 kN) self closing/locking gate, 11/16" (17.5 mm) opening.



## 2000113

### SAFLOK™ CARABINER

Steel carabiner with 3,600 lb. (16 kN) self closing/locking gate, 1-3/16" (30 mm) opening.



## 2000114

### SAFLOK™ CARABINER

Steel carabiner with 3,600 lb. (16 kN) self closing/locking gate, 2-3/16" (55.5 mm) opening.



## 2000117

### SAFLOK™ CARABINER

Stainless steel carabiner with pin, 3,600 lb. self-closing/locking gate, 11/16" gate opening.



## 2000127

### SAFLOK™ CARABINER

Stainless steel carabiner with 11/16" (17.5mm) self locking/closing gate, corrosion resistant, user friendly compact and lightweight design.



## 2000300

### SAFLOK™ CARABINER

Steel carabiner with 3,600 lb. (16 kN) self closing/triple-action locking gate, 2" (50.8 mm) opening.



## 2000301

### SAFLOK™ CARABINER

Stainless steel carabiner with 3,600 lb. (16 kN) self closing/triple-action locking gate, 2" (50.8 mm) opening.



# STEEL ANCHORAGE CONNECTORS

Extremely versatile anchors for steel are lightweight and compact, providing an easy to install and safe 5,000 lb. (22kN) tie-off point for your personal fall protection system.



## 2104700

### GLYDER™ 2 SLIDING BEAM ANCHOR

Provides complete horizontal mobility on I-beams, attach overhead or at your feet (use with Force2™ shock absorbing lanyard when used at your feet).

- Wear pads eliminate metal-to-metal contact, for smooth operation.
- Integrated ratcheting adjustment system for easy installation.
- Dual beam grip adjustment prevents twisting and turning.
- Extremely lightweight at only 3.7 lbs. (1.66 kg)
- User capacity of 420 lbs. (189 kg)
- Fits flange 3-1/2" to 14" wide and up to 1-1/4" thick.



## 2110941

### GLYDER™ SLIDING BEAM ANCHOR

The original Glyder™ has most of the features of Glyder™ 2, except the adjustment system is detent pin type and fits larger beam sizes. Fits flange 6"-18" wide and up to 2-1/2" thick.



## 2108406

### FIXED BEAM ANCHOR

It installs in seconds to the beam structure in any orientation, with final tightening using a built-in adjustment handle. Ideal as a single-person anchor point or as end-anchors for a Sayflin™ horizontal lifeline system. Fits up to 1-1/2" thick beam flange, 2-1/2" to 12" wide.

**2108407** Fixed Beam Anchor, fits up to 1-1/2" thick x 2-1/2"-18" wide beam flange.

**2108408** Fixed Beam Anchor, fits up to 1-1/2" thick x 2-1/2" -24" wide beam flange.

**2108410** Fixed Beam Anchor, fits up to 1/2" to 2-1/2" thick x 12"- 36" wide beam flange.



## 2103143

### TROLLEY FOR I-BEAM

The trolley is for use with self retracting lifelines on horizontal beams and has been engineered for ease-of-use and superior performance. Glides effortlessly along the beam and provides horizontal mobility.

- Attachable anywhere along beam, including midpoint.
- Non-corrosive double-shielded wheel bearings are maintenance-free.
- Trolley Guards protect the wheels from damage and keep beam clear of debris.
- Fits 3" to 8" flange width thickness up to 11/16".

**2103147** Trolley for I-Beam, all stainless steel, fits 3" to 8" flange width thickness up to 11/16".

## 8800023

### TANDEM PULLEY

For 3/8" to 1/2" rope or cable.



## 2101630

### D-RING ANCHORAGE PLATE

The D-ring anchorage plate can be bolted or welded to a structure, offering a compact, reliable connection point for your fall protection system.

- Two 1/2" diameter attachment holes.
- Cadmium plated steel D-ring.
- 304 stainless steel anchorage plate.
- Plate size: 1/4" x 2" x 4-1/2".



**2101634** D-ring Anchorage Plate with cadmium plated steel D-ring, raw steel anchorage plate.

**2101636** D-ring Anchorage Plate with 304 stainless steel D-ring and anchorage plate.

**2101638** D-ring Anchorage Plate with 316 stainless steel D-ring and anchorage plate.

## 2104550

### STEEL PLATE ANCHOR

This plate anchor offers a compact, reliable attachment to 3/8" to 1" thick plate steel for connecting your lanyard, vertical lifeline system or self retracting lifeline.

- Easy to use set-screw design ensures positive and safe connection.
- Complete with integral D-ring tie-off point.
- Durable, corrosion resistant zinc plated steel construction.



## CONCRETE ANCHORAGE CONNECTORS

Extremely versatile anchors for concrete are lightweight and compact, providing an easy-to-install and safe 5,000 lb. (22kN) tie-off point for your personal fall protection system.

### 2100085

#### SAFLOK™ CONCRETE WEDGE ANCHOR

Portable and reusable concrete anchor installs quickly and easily using standard concrete tools, providing a fast and safe tie-off point.

- Exclusive quick-release button for fast removal.
- Unique forged connection ring provides a compatible tie-off point.
- Shielded load cable and chock release cables.
- Exclusive pivoting easy-grip handle.




### 2100101

#### SAFLOK™ TOGGLE ANCHOR

Portable and reusable anchor installs in just seconds to concrete or steel for horizontal, vertical, or overhead applications, providing a compatible, fast and safe tie-off point.

- Activator cable provides toggle mode selection (Open or Lock).
- Toggle position indicator visually notifies user if locked or unlocked.
- Swiveling D-ring provides a compatible tie-off point.



### 2100050

#### CONCRETE ANCHOR STRAP

Our disposable concrete anchor strap provides a temporary anchorage on concrete forms and is extremely easy to install and use.

- Loop slips over rebar, then concrete is poured over.
- When no longer needed, simply cut strap and discard.
- Durable 1-3/4" polyester construction x 3-1/2 ft. (1 m)
- Full length wear pad for abrasion resistance.
- D-ring provides compatible tie-off point.



**2100053** Concrete anchor strap with D-ring, 48". (1.2 m)

**2100061** Concrete anchor strap, no D-ring, 3-1/2 ft. (1 m)



### 2104560

#### CONCRETE D-RING ANCHOR

A simple, versatile and safe concrete anchor solution for use in temporary or permanent applications provides a safe tie-off point.

- Reusable D-ring assembly.
- Rugged design for harsh environments.
- Safe "hook-up" indicator notifies user of proper installation.
- Install into 11/16", 18mm or 3/4" holes—only standard drill bits needed.



**2104561** Concrete D-ring Anchor with 5 additional bolts.

**2104562** Concrete D-ring Anchor with 11 additional bolts.

**2100066** 10-pack of replacement bolts for concrete D-ring anchor.

### 2101004

#### CONCRETE DETENT ANCHOR

A versatile, simple and safe concrete anchor utilizing pre-installed sockets enables the user to connect and disconnect from the anchorage by simply pressing a button.

- Use for floor, wall or ceiling type applications.
- Provides convenient tie-off points wherever needed.
- Push-button operation for fast and easy operation.
- Socket includes cover cap to hide recess, blending into the decor.



**2101000** Concrete detent socket and cap only.

**2101002** Concrete detent pin only.

**2100152** Concrete Pour in Place Anchor.

**2100169** Pour-in-place detent anchor assembly with detent pin and socket.





## 2105500

### CONCRETE LEADING EDGE TRIPOD

This anchor provides workers with a quick, easy and safe anchorage point during pre-cast concrete work.

- For use with 3504500 Ultra-Lok™ Leading Edge SRL (see page 63).
- Swivels 360 degrees offering complete freedom of movement.
- Also use as end anchors for a temporary horizontal lifeline.
- Built-in ratchet securing system—no special tools required.



## 8523178

### CONCRETE PARAPET ANCHOR

Portable anchorage connector developed for use in locations where a low parapet wall provides an anchor site for a shock absorbing lanyard or self retracting lifeline.


- Non-penetrating design eliminates site damage.
- Adjustment range 1" to 14.5" wide.
- No tools required for installation.



## 1231305

### SAFLOK MAX™ WEB ANCHOR

Anchor can be directly connected to many concrete wall forms to provide a tie-off point for your system. Web anchor strap with large opening, Saflok Max™ hook at one end, D-ring at other x 1.5 ft. (45 cm)





## ROOF ANCHORAGE CONNECTORS

When you're out on the wood or steel roof of a residential or commercial structure, whether flat or sloped, your fall protection system needs specialized components to keep you safe without causing damage to the structure. Our easy-to-use kits and anchorage devices provide the perfect solution and meet the latest OSHA and ANSI standards.

### 2104168

#### ROOFER'S FALL PROTECTION KIT

Complete fall protection system in a bag for convenient compliance and safety on the job.

Kit includes:

- Reusable Roof Anchor (2103673)
- Full Body Harness (1103513)
- Rope Adjuster with Shock Absorbing Lanyard (1246037)
- Lifeline x 50 ft. (1202794)
- Counterweight (5901583)
- Carrying Bag (9511597)



**2104169** Roofer's Fall Protection Kit with 2103676 Roof Anchor.

### 7611907

#### TWO-PERSON ROOFER'S FALL PROTECTION KIT

Complete fall protection system in a bag for convenient compliance and safety on the job. Kit includes:

- Two Delta™ Full Body Harnesses (1103513)
- 50 ft. Sayflite™ HLL System with Two 2103673 Reusable Roof Anchors (7600511)
- Two Rope Adjusters with Shock Absorbing Lanyards (1246037)
- Two 50-ft. Lifelines (1202794)
- Two Counterweights (5901583)
- Two Carrying Bags (9511597 / 9506162)



**7611904** One-Person 50-ft. Sayflite™ HLL System, rope adjuster with shock absorbing lanyard, two reusable roof anchors and carrying bag.

**7600511** 50-ft. Sayflite™ HLL System with two reusable roof anchors and bag only— for two people.



### 2105683

#### REUSABLE SWIVELING ROOF ANCHOR

Provides 360 degrees of mobility and protection on sloped or flat wood and metal decking. For use with 30 ft. 3504430 or 50 ft. 3504450 Ultra-Lok™ SRL (order separately). May also be used as end-anchors for horizontal lifeline system.

### 2105682

#### REUSABLE SWIVELING ROOF ANCHOR

Provides 360 degrees of mobility and protection on sloped wood roofs. Includes 30 ft. 3504430B Ultra-Lok™ SRL.

**3505695** Reusable swiveling roof anchor with 50 ft. 3504450 Ultra-Lok™ SRL.



### 2103690

#### 3-MAN REUSABLE SWIVELING ROOF ANCHOR

- Installs to sloped wood roof structures.
- Fast and easy screw installation - Fastener kit included.
- Three built-in swiveling D-ring anchor points.
- Durable and corrosion resistant construction.
- Compact and lightweight design.
- Adjustable feet and legs.
- 54 in. (137.2 cm) height when full extended.
- Portable and reusable.



## 2103673

### PORTABLE REUSABLE ROOF ANCHOR

For use on flat or sloped wood roofs. Installs with twelve 16D nails or six 1/4" x 2-1/2" bolts. Can be used with horizontal lifeline systems for added versatility.



## 2103676

### PORTABLE REUSABLE ROOF ANCHOR

For use on flat or sloped wood roofs. Installs with 20 ea. 16D nails. Simple hinge style design is extremely easy to transport, install, dismantle and store.



## 2103677

### PORTABLE REUSABLE ROOF ANCHOR

For use on flat or sloped wood roofs. Installs with three grade 5, 5/16" x 3" min. lag screws. Compact design is extremely easy to transport, install, dismantle and store.



## 2104541

### DETACHABLE ROOF ANCHOR WITH FLASHING

Removable D-ring assembly allows you to leave behind the clamp assembly and then shingle over it, reusing the D-ring at another location. Fits 2x6 to 2x8 roof truss, joist or rafter.



**2104540** Detachable Roof Anchor, fits 2x4.

**2104542** Detachable Roof Anchor, fits 2x10 to 2x12.

## 2103670

### PERMANENT ROOF ANCHOR WITH FLASHING AND CAP

Clamps onto roof truss up to 2x8 size and comes complete with flashing to prevent leakage and D-ring cap for aesthetics. Provides fall protection during initial construction as well as for future homeowner.




**2103671** Permanent Roof Anchor with Flashing and Cap, fits 2x10 to 2x12.

## 2103675

### PORTABLE/REUSABLE STANDING SEAM ROOF ANCHOR

Attaches to sloped or flat structural standing seam roofs. Telescoping adjustment fits 24", 30", 32" and 36" seam spacing. Swivels 360 degrees and designed for use with Ultra-Lok™ Leading Edge SRL (order SRL separately).



## 2100185

### FREESTANDING COUNTERWEIGHT ANCHOR



Freestanding system is easily placed on top of the roof surface to provide a tie-off point for one worker. A swiveling D ring integrated into the assembly allows the work to move freely 360'. Lifting kit also available.

**7200439** 45 lb. (20 kg) Single Replacement Counterweight.

**2104190** Lifting Kit Assembly.



## 2100133

### ROOF TOP ANCHOR WITH EXTRA LARGE BASEPLATE FOR METAL, CONCRETE AND WOOD

All assembled kits include an extra large baseplate and an integrated anchorage point for one user fall arrest. Permanent anchor assembly is designed for 26 gauge or thicker corrugated metal decking with ribs 10" (254 mm) to 20" (508 mm) apart, 5/8" (16 mm) CDX plywood or concrete. Minimum concrete compressive strength of 3,000 PSI (21 MPa). Minimum thickness of 6 1/2 in. (16.5 cm) for chemical anchors. Minimum thickness of 5 1/2 in. (14cm) for mechanical anchors.



## 2100138

### STANDING SEAM ROOF ANCHOR

Kit includes a baseplate and an integrated anchorage point for one user fall arrest. Permanent anchor assembly designed specifically for standing seam roofs.

**7241204** "Z" Maxi Clamp Kit, 4-pack, for bulb type standing seams.

**7241206** "E" Maxi Clamp Kit, 4-pack, for double folding standing seams.

**7241208** "U" Maxi Clamp Kit, 4-pack, for single folded standing seams.



A supplement of fasteners, clamps and rivets are readily available for installation on a variety of roofing profiles.

## 2100139

### ROOF TOP ANCHOR FOR MEMBRANE TYPE ROOFS

All assembled kits include a baseplate and an integrated anchorage point for one user fall arrest. Permanent anchor assembly fastens through the membrane (up to 12", 300 mm), insulation and into the metal sheathing, wood sheathing or concrete.



**2100140** Anchor for PVC Roofs.

**2100142** Anchor for Bitumin Roofs.

**7241180** Concrete Bolt Kit, 6 in. (150mm), 4-pack.

**7241181** Concrete Bolt Kit, 12 in. (300mm), 4-pack.

**7241182** Toggle Bolt Kit, 6 in. (150mm), 4-pack.

**7241183** Toggle Bolt Kit, 12 in. (300mm), 4-pack.



## FALL SAFETY PROTECTION FOR UNDERGROUND MINING AND TUNNELING SAFLOK™ MINING ANCHORS.

Our SAFLOK™ mining anchors were designed to be used with friction rock bolts in a variety of different mining applications. These ANSI and OSHA-certified anchors provide the ultimate fall protection for mine workers.

The Hybrid Mining Swivel Anchor is intended to stay in one spot, while the Mining Bolt Anchor with Swiveling O-ring offers the flexibility to move from location to location within the mine. Both are durable, lightweight and easy to install and remove and can be used with many existing 39mm or 47mm friction rock bolts.

### SAFLOK™ MINING BOLT ANCHOR WITH SWIVELING O-RING

The Mining Bolt Anchor with Swiveling O-ring is an anchorage connector for fall arrest, restraint, work positioning, personnel riding and rescue systems. This feature is exclusive to Capital Safety™. The anchor's End Termination expands two Wedges to secure the anchor in a 39mm or 47mm friction rock bolt.

## 2100154

### MINING BOLT ANCHOR WITH SWIVELING O-RING (47 MM)

#### 2100153

Mining Bolt Anchor with Swiveling O-ring (39 mm).

#### SPECIFICATIONS

- Swivel Ring: Forged Steel.
- End Termination: Stainless Steel.
- Main Support Cable: Aircraft Cable.
- Stop Sleeve: Stainless Steel.
- Trigger: Aluminum.
- Spring: Zinc Plated Steel.

#### PRODUCT VARIANCES AND STRENGTHS

MODEL: 2100153 (39 MM) 5,000 LBS. (22KN)

MODEL: 2100154 (47 MM) 5,000 LBS. (22KN)

#### CERTIFICATIONS

ANSI Z359.1-2007, ANSI Z359.7-2011, OSHA 1926.502

#### USES AND APPLICATIONS

1. Fall Protection

2. Single-Point Anchor



18.5" (46.99 cm)



38 mm/47 mm

### SAFLOK™ HYBRID MINING SWIVEL ANCHOR

The Hybrid Mining Swivel Anchor is an anchorage connector for fall arrest, restraint, work positioning, rope access and rescue systems. Rotation of the Bolt moves the End Termination out or in to expand or contract two Wedges within a 39mm or 47mm friction rock bolt. When the Wedges are fully contracted, the anchor can be removed from the friction rock bolt for reuse. The Swivel Ring is the connection point and can swivel for use.

## 2100155

### HYBRID MINING SWIVEL ANCHOR (39MM)

2100156 Hybrid Mining Swivel Anchor (47 mm).

2100171 Stainless Steel Hybrid Mining Swivel Anchor (39 mm).

2100172 Stainless Steel Hybrid Mining Swivel Anchor (47 mm).

#### SPECIFICATIONS

- Swivel Ring: Forged Steel / Stainless Steel.
- End Termination: Stainless Steel.
- Cable: Aircraft Cable.
- Compression Bushing: Polyethylene.
- Retaining Bushing: Zinc Plated Steel / Stainless Steel.
- Bolt: Zinc Plated Steel / Stainless Steel.
- Wedges: Stainless Steel.
- Sleeves: Zinc Plated Steel / Stainless Steel.

#### PRODUCT VARIANCES AND STRENGTHS

MODEL: 2100155 (39 MM) 5,000 LBS. (22KN)

MODEL: 2100156 (47 MM) 5,000 LBS. (22KN)

MODEL: 2100171 (39 MM) 5,000 LBS. (22KN)

MODEL: 2100172 (47 MM) 5,000 LBS. (22KN)

#### CERTIFICATIONS

ANSI Z359.1-2007 ANSI Z359.7-2011 OSHA 1926.502

#### USES AND APPLICATIONS

1. Fall Protection



2. Single-Point Anchor



11.5" (23.3 cm)



38 mm/47 mm

# SPECIALTY ANCHORAGE CONNECTORS

These specialty anchors combine ease-of-use and strength to provide fall protection safety to match the task. They all have been rigorously tested to meet or exceed industry standards.

## MOBI-LOK™ SELF CONTAINED VACUUM ANCHOR SYSTEMS

Provides a tie-off point on virtually any smooth, non-porous surface simply by flipping a switch and waiting for the green light.

- Fall arrest tested and approved, meeting OSHA, CE and AS/NZS.
- Lightweight design (under 20 lbs.) for easy transport.
- Fail-safe back-up systems with audio alarms and vacuum level indicator.
- Rubber seals secure anchor without damaging surface.
- Can be used with horizontal lifeline systems for added mobility for two workers.

## 2200095

### MOBI-LOK™ FOR GENERAL INDUSTRY

Self-contained vacuum anchor assembly with bottle attachment and carrying case. It is powered up with a single, on-board 48-cubic-inch compressed gas bottle (order separately) or a large capacity detached bottle, or shop air. Unit can also power one additional secondary pad.

**2200094** Mobi-Lok™ general industry self contained vacuum anchor without bottle attachment.

**2200096** Mobi-Lok™ general industry self contained vacuum anchor secondary pad.



2200094

## 2200108

### MOBI-LOK™ FOR AVIATION INDUSTRY

Self-contained vacuum anchor assembly with bottle attachment and carrying case. It is powered up with a single, on-board 48-cubic-inch compressed gas bottle (order separately) or a large capacity detached bottle, or shop air. Unit can also power one additional secondary pad.

- EPDM rubber seals are Skydrol resistant.
- Aviation rated electronics are intrinsically safe.

**2200107** Mobi-Lok™ aviation industry self-contained vacuum anchor without bottle attachment.

**2200109** Mobi-Lok™ aviation industry self-contained vacuum anchor secondary pad.

**2200122** Mobi-Lok™ aviation industry self-contained vacuum anchor with bottle attachment and air bottle.



2200108

ANCHORAGE CONNECTORS

## MOBI-LOK™ ACCESSORIES

### 2200078

Compressed gas cylinder.



### 2200086

Fill station, fills compressed gas cylinder 2200078 from bulk nitrogen cylinder.



### 2200130

Secondary pad hose x 50 ft. (15 m). For connecting secondary pads to self-contained vacuum anchor.



### 1246170

FORCE2™ lanyard with choker on one end and aluminum carabiner on leg end x 6 ft. (1.8 m)



### 2200400

Sayflin™ horizontal lifeline system x 40 ft. (12 m). For connection between two or more pads to create continuous protection for two workers.





## MOBI-LOK™ 4

### TWIN-LINE SYSTEM FOR ADDED FLEXIBILITY

The MOBI-LOK™ 4 system is a twin-lined horizontal lifeline system designed for use on aircraft wing and fuselage during manufacture and maintenance for up to 4 simultaneous workers. Specifically designed for, and in conjunction with the aviation industry this system is as versatile as it is easy to use.

With twin-lines of web, the system is adjustable to suit any length of wing, from the smallest jet to the largest Superliners. Allowing 2 workers per line and with by-passable intermediates, specially designed adjustable lanyards and harness, the MOBI-LOK 4 system allows fall arrest safety for workers along the entire length of the wing without the need to detach.

Installation is quick and simple, with inbuilt tension indicator to increase accuracy and safety and can be run from either shop air or stand-alone units.

The web used is highly resistant to abrasion, is non-metallic to prevent damage to the aircraft surface during installation, and is stored on reels to allow for rapid installation and break-down. It has been thoroughly and successfully tested to all required standards after prolonged exposure to chemicals used in aviation.



## 2200180

### 100' (30M) MOBI-LOK™ 4 SYSTEM

#### SYSTEM COMPONENTS

- 2-End anchors and tensions.
- 2-Spool assemblies 100' (30m) web.
- 3-Intermediate assemblies.
- 5-Pads and bottles.
- 1-Installation standard Mobi-Lok and bottle.

#### PERSONAL PROTECTIVE EQUIPMENT INCLUDES

- Installation lanyard.
- 4-Adjustable work lanyards and shuttles.

## 2200181

### 150' (45M) MOBI-LOK™ 4 SYSTEM

#### SYSTEM COMPONENTS

- 2-End anchors and tensions.
- 2-Spool assemblies 100' (30m) web.
- 6-Intermediate assemblies.
- 8-Pads and bottles.
- 1-Installation standard Mobi-Lok and bottle.

#### PERSONAL PROTECTIVE EQUIPMENT INCLUDES

- Installation lanyard.
- 4-Adjustable work lanyards and shuttles.





## SAFLOK™ WOOD POLE AND STEEL STRUCTURE ANCHOR SYSTEMS

### 2104801

Provides wood pole climber with 100% fall protection, allowing installation of anchor and lifeline to top of pole from the ground. Quickly and safely climb prior to connecting work positioning system.

- Compatible with most hot stick poles.
- Includes anchor tube with installation/removal tool.
- 80 ft. (24 m) 5/8" (16 mm) dielectric rope and two carabiners.
- Rope grab with shockabsorbing lanyard.
- Chain tensioner, web loop and carrying bag.



**2104810** Saflok™ Steel Structure Fall Arrest System with anchor tube, installation/removal tool, 80 ft. (24 m) 5/8" (16 mm) high dielectric rope, carabiner, rope grab with shock absorbing lanyard, rescue loop sling and carrying bag.

**2104800** Saflok™ Pole Anchor System with anchor tube, 80 ft. of 5/8" high dielectric rope, installation/removal tool, 1 carabiner, rope grab with integrated shock absorbing lanyard & carrying bag.

## FIRST-MAN-UP™ REMOTE ANCHORING SYSTEM



### 2104527

Provides a safe means to anchor a fall protection device to an overhead location beyond normal reach.

- Pole adjusts from 6 to 12 ft. (1.8 to 3.6 m)
- Tie-off adapter tool for installation of anchorage device.
- Hook attachment tool for installation of 3,600 lb. gated snap hooks .
- Tie-off adapter x 3 ft. (0.9 m) and carrying bag.

**2104528** First-Man-Up™ System with 8-16 ft. (2.4-4.8 m) adjustable pole .

**2104529** Snap hook connector tool for 3,600 lb. gated hooks.

**2104530** First-Man-Up™ System, 6-12 ft. (1.8-3.6 m) adjustable pole with original and 3,600 lb. gated hook tools.

**2104531** First-Man-Up™ System, 8-16 ft. (2.4-4.8 m) adjustable pole with original and 3,600 lb. gated hook tools.



### 2100090

#### PERIMETER LIMITER LEADING EDGE ANCHOR

Freestanding, non-penetrating anchor is ideal for concrete decking construction and provides overhead anchorages for up to 2 users.

- Large foam filled trailer tires won't go flat and will provide easy movement.
- Rotating 7.5 ft (2.3 m) mast and anchorage arm for added freedom of movement.
- Pre-drilled holes for accessory rescue winches or jobsite boxes.
- Additional weights and taller mast can be added for jobsite flexibility.

**2100091** 9-1/2 ft. mast for perimeter limiter.



### 2100080

#### DOOR/WINDOW JAMB ANCHOR

Non-penetrating anchor is lightweight and portable, requiring no tools for attachment. Adjustable opening ranging from 21.5" to 51.5" (54.6 cm to 130.8 cm). Rated for 3,600 lbs. (16kN)



# UNIQUE SOLUTIONS FOR UNIQUE NEEDS

Flexiguard™ is designed to meet the requirements of your specific application while ensuring maximum safety and peace of mind.

## DURABLE

- Powder-coated, anodized high strength alloy.
- Specifically engineered for extra tall and wide applications.
- Enclosed rail to help keep debris out (weather elements).
- 100% fall arrest rated tie-off from the ground up.
- SAE J429 Grade 8 hardware with zinc yellow Chromate plated finish.

## PORTABLE

- Lightweight design — easily moved by minimal personnel.
- Most allow for positioning by a forklift or other service vehicle.
- Heavy-duty stabilization for use on uneven ground.

## VERSATILE

- Indoor and outdoor use.
- Multiple overhead anchor points on systems that are designed for multiple users.
- Provides a large, safe working area — working radius from rail is 6 feet or 30°.
- Rigid anchor points have no deflection or sag, reducing fall clearance requirements.
- Systems can be permanently mounted (where applicable).
- Flexiguard™ provides custom solutions to meet the needs of specific and challenging work environments.



Capital Safety™'s certified technicians provide industry-leading installation, training services and yearly inspections throughout equipment life to help make your workers' safety a simple guarantee.

With an internal ISO-certified lab, Capital Safety™ ensures all products are tested and certified to meet and often exceed the latest regulatory standards including compliance with ANSI, CE and OSHA standards. All design, engineering, testing and manufacturing takes place in Red Wing, MN.



*Flexiguard™ systems are equipped with*



### MARKETS SERVED INCLUDE:

TRANSPORT	OIL AND GAS	MINING
WIND ENERGY	UTILITIES	CONSTRUCTION

FLEXIGUARD™ SOLUTIONS



## C-Frame System

The C-Frame System is a versatile fall arrest solution for working at heights. It is designed to be moved manually or with the use of a tow bar and service vehicle, and will require some clearance under the equipment being accessed to accommodate outrigger support legs. These systems are ANSI, OSHA and CE compliant.

### ADDITIONAL C-FRAME OPTIONS:

- Tow Bar
- 8 in. (0.2m) Urethane Wheel Set
- Grounding Reel
- Lower Synchronizing Kit
- Dual Rail
- Power Lifting Kit
- Removable Outriggers
- Low Profile Kit
- Custom Paint Job
- Tag Line Assist



### ADJUSTABLE HEIGHT SYSTEMS

- Adjustable by manually cranking winch.
- Most often used in areas with no overhead obstructions or door height restrictions.
- System includes heavy-duty leveling jacks.

ANCHOR HEIGHT	RAIL WIDTH	WHEELS	# OF USERS	PART #
12.5-19 ft. (3.8-5.85m )	10 ft. (3m)	16 in. (0.4m) Pneumatic	2	8517701
12.5-19 ft. (3.8-5.85m)	20 ft. (6.1m)	16 in. (0.4m) Pneumatic	2	8517705
17.5-28.75 ft. (5.3-8.8m)	15 ft. (4.6m)	16 in. (0.4m) Pneumatic	2	8517707
17.5-28.75 ft. (5.3-8.8m)	20 ft. (6.1m)	16 in. (0.4m) Pneumatic	2	8517709
22.5-38.75 ft. (6.8-11.8m)	15 ft. (4.6m)	16 in. (0.4m) Pneumatic	2	8517711
22.5-38.75 ft. (6.8-11.8m)	20 ft. (6.1m)	16 in. (0.4m) Pneumatic	2	8517713

### FIXED HEIGHT SYSTEMS

- Provide effective/economical means of anchoring overhead.
- Most often used in areas with overhead obstructions and door height limitations.
- System includes heavy-duty leveling jacks.

ANCHOR HEIGHT	RAIL WIDTH	WHEELS	# OF USERS	PART #
14 ft. (4.7m)	18 ft. (5.5m)	12 in. (0.3m) Rubber	2	8530319*
21 ft. (6.4m)	18 ft. (5.5m)	16 in. (0.4m) Pneumatic 8 in. (0.2m) Urethane	3	8530246**



Part #: 8530246



\*System features additional options: Tow Bar

\*\*System features additional options: Low Profile Kit And Tow Bar

# A-Frame System

The A-Frame System provides a secure anchor point on a portable structure to give workers increased coverage and protection. Depending on the configuration, this system has the capacity to provide fall protection for up to two workers and can be easily moved from job site to job site, providing safe and reliable fall protection where you need it. These systems are ANSI, OSHA and CE compliant.

## ADDITIONAL A-FRAME OPTIONS:

- 8 in. (0.2m) Urethane Wheel Set
- Power Lifting Kit
- Custom Paint Job
- Tag Line Assist
- Pull Handle
- Fold-Out Outriggers
- Tow Bar



## FIXED HEIGHT SYSTEMS

- Provide effective/economical means of anchoring overhead.
- Each system contains a single rail rated for 2 users.
- Ideal in areas with no overhead obstructions or door height restrictions.
- System includes heavy-duty leveling jacks.

ANCHOR HEIGHT	RAIL WIDTH	WHEELS	# OF USERS	PART #
15 ft. (4.6m)	15 ft. (4.6m)	16 in. (0.4m) Caster	2	8517790
15 ft. (4.6m)	20 ft. (6.1m)	16 in. (0.4m) Caster	2	8517791
15 ft. (4.6m)	30 ft. (9.1m)	16 in. (0.4m) Caster	2	8517792
20 ft. (6.1m)	15 ft. (4.6m)	16 in. (0.4m) Caster	2	8517793
20 ft. (6.1m)	20 ft. (6.1m)	16 in. (0.4m) Caster	2	8517794
20 ft. (6.1m)	30 ft. (9.1m)	16 in. (0.4m) Caster	2	8517795
30 ft. (9.1m)	15 ft. (4.6m)	16 in. (0.4m) Caster	2	8517796
30 ft. (9.1m)	20 ft. (6.1m)	16 in. (0.4m) Caster	2	8517797
30 ft. (9.1m)	30 ft. (9.1m)	16 in. (0.4m) Caster	2	8517798



FLEXIGUARD™ SOLUTIONS

## ADJUSTABLE HEIGHT SYSTEMS

- Can be adjusted using overhead crane, forklift or powered systems.
- Each system contains two rails for bypassing trolleys.
- Ideal in areas with overhead obstructions and door height limitations where lowering the overall height of the A-Frame is a requirement.
- System includes heavy-duty leveling jacks.

ANCHOR HEIGHT	RAIL WIDTH	WHEELS	# OF USERS	PART #
16-22.5 ft. (4.9-6.9m)	20 ft. (6.1m)	16 in. (0.4m) Pneumatic	2	8517780
16-22.5 ft. (4.9-6.9m)	30 ft. (9.1m)	16 in. (0.4m) Pneumatic	2	8517781



## Counterweight Jib

The Counterweighted Jib is a portable solution for indoor and outdoor maintenance where mobility and worker safety are key. These systems incorporate a 360° rotating jib with the capacity to provide fall protection for one person. Forklift pockets are strategically located on all four sides of the base to ensure ease of mobility and placement from job site to job site. The base also contains four heavy-duty lifting rings for transport by a crane. These systems are ANSI and OSHA compliant.

### ADDITIONAL COUNTERWEIGHT JIB OPTIONS:

- Winch Rescue Kit
- Jack Leveling Kit
- Custom Paint Job
- Low Profile Base Kit



### COUNTERWEIGHT JIB SYSTEMS

- Periscoping rotation handles included for turning system into working position.
- Counterweight base solutions available with or without concrete.
- Installed Glide 360 rail with trolley.

ANCHOR HEIGHT	OFFSET	CONCRETE	# OF USERS	PART #
16.75 ft. (5.1m)	8 ft. (2.4m)	Without	1	8517750
16.75 ft. (5.1m)	8 ft. (2.4m)	With	1	8517751
20.67 ft. (6.3m)	8 ft. (2.4m)	Without	1	8517752
20.67 ft. (6.3m)	8 ft. (2.4m)	With	1	8517753
23.67 ft. (7.2m)	8 ft. (2.4m)	Without	1	8517754
23.67 ft. (7.2m)	8 ft. (2.4m)	With	1	8517755

### NO BASE SYSTEMS

- Attach to supporting, fixed structure (e.g. on I-Beam) on the job site.
- Mounting clamps, plates and hardware included with systems.
- System rotates 180° and locks every 7.5°.
- Installed Glide 360 rail with trolley.

BOOM HEIGHT	OFFSET	# OF USERS	PART #
TBD by End User	20 ft. (6.1m)	1	8530433



Part #: 8517751



Part #: 8530433



# SafRig™

The Flexiguard™ SafRig™ offers a portable fall safety protection system that can be used for workers with limited space but need a large work area. The smaller frame allows trucks to be parked side-by-side during use but does not require the weight of the vehicle as the anchoring force. The 360° rotational boom provides a 5 ft. (1.5 m) working offset and has the capacity to provide fall protection or as a rescue system for one person. Forklift pockets add the ease of moving the system around a jobsite. Depending on the type of base, these systems are ANSI, OSHA and CE compliant.

## ADDITIONAL FLEXIGUARD SAFRIG OPTIONS:

- Jack Leveling Kit
- PPE Kit Including Carabiner, SRL and Tagline
- Rescue Kit
- Custom Paint Job



## SAFRIG SYSTEMS

- Periscoping rotation handle included for turning system into working position.
- Counterweight base solutions available with or without concrete.
- Each type of system comes Rescue-Ready with inclusion of pulleys and the winch mounting plate.

## SAFRIG WITH OUTRIGGER BASE

BASE	ANCHOR HEIGHT	OFFSET	# OF USERS	PPE	PART #
15 ft. (4.56 m) x 15 ft. (4.56 m)	20 ft. (6.1 m)	5 ft. 10 in. (5.36 m)	1	Not Included	8530607
15 ft. (4.56 m) x 15 ft. (4.56 m)	20 ft. (6.1 m)	5 ft. 10 in. (5.36 m)	1	Included*	8530579

## SAFRIG WITH COUNTERWEIGHT BASE AND PPE KIT

BASE	ANCHOR HEIGHT	OFFSET	# OF USERS	PPE	CONCRETE	PART #
4 ft. 6 in. (1.4 m)	20 ft. (6.1 m)	5 ft. 9 in. (5.36 m)	1	Not Included	With	8530606
4 ft. 6 in. (1.4 m)	20 ft. (6.1 m)	5 ft. 9 in. (5.36 m)	1	Not Included	Without	8530619
4 ft. 6 in. (1.4 m)	20 ft. (6.1 m)	5 ft. 9 in. (5.36 m)	1	Included*	With	8530595
4 ft. 6 in. (1.4 m)	20 ft. (6.1 m)	5 ft. 9 in. (5.36 m)	1	Included*	Without	8530620



FLEXIGUARD™ SOLUTIONS

\*PPE Kit Includes: 20 ft. (6.1 m) Ultra-Lok™ self retracting lifeline with Saflok™ carabiner and 25 ft. (7.6 m) tagline.

## EMU™ Engineered Modular Unit

The latest from the Flexiguard™ product line is the highly customizable, OSHA compliant, Engineered Modular Unit (EMU). This modular system is designed for easy adjustment and maximizing flexibility without sacrificing safety. The lightweight design allows for easy mobility around the jobsite with a pallet jack or forklift. With three adjustable height models and one fixed height version plus three mounting options, there is a configuration to fit virtually any need. The 360° rotation mast allows for a 6 ft. (1.8 m) working radius from the anchor point. These systems are ANSI and OSHA compliant.

### ADDITIONAL ENGINEERED MODULAR UNIT OPTIONS:

- Jack Leveling Kit
- Custom Paint Job



### EMU SYSTEMS

- Rotation handle included for turning system into working position.
- Installed Glide 360 Rail with trolley.
- Rotational locking pin includes adjustments at every 11 degrees.

### ADJUSTABLE HEIGHT JIB SYSTEMS

ANCHOR HEIGHT	OFFSET	# OF USERS	CONCRETE	PART #
10 ft. - 15 ft. (3.05 m – 4.57 m)	7 ft. (2.1m)	1	N/A	8530557
13 ft. - 20 ft. (3.96 m – 6.10 m)	7 ft. (2.1m)	1	N/A	8530558
15 ft. - 25 ft. (4.57 m – 7.62 m)	7 ft. (2.1m)	1	N/A	8530559
15 ft. - 25 ft. (4.57 m – 7.62 m)	7 ft. (2.1m)	2	Without	8530538*

### FIXED HEIGHT SYSTEMS

ANCHOR HEIGHT	OFSET	# OF USERS	PART #
21 ft. (6.4 m)	7 ft. (2.1m)	1	8530571

### BASE CONFIGURATIONS

BASE TYPE	CONCRETE	ANCHORAGE MATERIAL	Part #
Concrete Floor Mount	N/A	Concrete, Steel	8530564
Top Floor Mount	N/A	Concrete	8530565
5,000 lb. (2,268 kg) Counterweight	With	Solid, Level Surface	8530566
5,000 lb. (2,268 kg) Counterweight	Without	Solid, Level Surface	8530621

\* Includes counterweight base without concrete.





# Freestanding Ladder System

Each Freestanding Ladder System combines easy access to elevated work areas with 100% fall protection for up to two users from the ground up for the duration of the work being performed. System configurations include guardrails and the use of multiple SRLs on the system. These models are ANSI, OSHA and CE compliant.

## ADDITIONAL FREESTANDING LADDER OPTIONS:

- 8 in. (0.2m) Urethane Wheel Set
- Custom Paint Job
- Grounding Reel
- Low Profile Kit
- Tow Bar



## ADJUSTABLE HEIGHT SYSTEMS

- Manual height adjustment via winch assembly.
- Multiple height adjustment ranges available.
- All systems include a fall arrest bar for accessing ladder.
- System includes heavy-duty leveling jacks.

PLATFORM HEIGHT	SYSTEM TYPE	WHEELS	# OF USERS	PART #
10.75-15.5 ft. (3.3-4.7m)	Portable Ladder	16 in. (0.4m) Pneumatic	2	8517715
14.5-23 ft. (4.4-7.0m)	Portable Ladder	16 in. (0.4m) Pneumatic	2	8517717
18.25-31 ft. (5.6-9.4m)	Portable Ladder	16 in. (0.4m) Pneumatic	2	8517719



## Supported Ladder System

The Supported Ladder System is a portable system specifically designed for the safe access and maintenance of transportation vehicles in a variety of different applications and environments. This unique solution offers the best in passive and active fall protection. The work platform is fully enclosed by guardrails for superior passive fall protection and easily accessible through two spring loaded swing gates. The working surface of the vehicle is accessed through one spring loaded gate while the user is tied off to the active fall arrest rail. This system is ANSI and OSHA compliant.

### SUPPORTED LADDER SYSTEM OPTIONS:

- Custom Paint Job



### SUPPORTED LADDER SYSTEM

- Heavy-duty steel base design with an aluminum platform and fall arrest rail.
- Work platform will be covered in a non-slip material.
- System equipped with two heavy-duty stabilizing jacks and two retracting outriggers that can be set without having to go beneath the work surface.

PLATFORM HEIGHT	PLATFORM LENGTH	PLATFORM WIDTH	RAIL LENGTH	WHEELS	# OF USERS	PART #
9 ft. (2.7m)	9 ft. (2.7m)	3 ft. (0.9m)	12 ft. (3.7m)	8 in. (.2m) Urethane	1	8530397



# Sky Anchor

The Sky Anchor solutions provide a secure anchorage point, giving the worker increased coverage and protection while working at heights. All systems are rated for one person use and provide 360° mobility within the safe working radius from the anchor point. All available systems incorporate a collapsible design for easy setup, as well as a variety of bases for securing the system onto any job site. These systems are ANSI and OSHA compliant.

## SKY ANCHOR OPTIONS:

- Winch Rescue Kit
- Custom Paint Job
- Base Cap






## SKY ANCHOR SYSTEMS


- Lightweight aluminum construction.
- Collapsible design.
- 360 degree mast rotation.
- 6 ft. (1.8m) safe working radius from anchor.

ANCHOR HEIGHT	OFFSET	#OF USERS	PART #
15.25 ft. (4.6m)	6 ft. (1.8m)	1	8530152
18.75 ft. (5.7m)	6 ft. (1.8m)	1	8530161
21.25 ft. (6.5m)	6 ft. (1.8m)	1	8530387
23.25 ft. (7.1m)	7 ft. (2.1m)	1	8530320

## SKY ANCHOR BASE CONFIGURATIONS

- Each base option can be used with each Sky Anchor option.
- Each base option is one user rated.

BASE IMAGE	BASE TYPE	ANCHORAGE MATERIAL	PART #
	Floor Mount	Concrete, Steel	8530210
	Core Mount Sleeve	Concrete	8530314
	Floor Mount	Concrete	8530162*



Part #: 8520152

\*Base Cap option can be used with this base.

## Counterweighted System

The Counterweighted System is designed as a portable solution to provide an overhead anchor point for multiple users while working at heights. These systems are designed to be counterbalanced by concrete or other means, allowing for close positioning to the work surface without obstructing the equipment being accessed. These systems are ANSI and OSHA compliant.

### ADDITIONAL COUNTERWEIGHT SYSTEM OPTIONS:

- Custom Paint Job



### COUNTERWEIGHTED SYSTEMS

- Provide effective/economical means of anchoring overhead.
- Includes systems with and without the concrete counterweight on base of unit.
- Ideal in areas with no overhead obstructions and door height restrictions.
- 8530349 is an advanced hybrid counterweight system that includes an adjustable ladder system and counterweight.
- System includes heavy-duty leveling jacks and tag line assist.

ANCHOR HEIGHT	RAIL WIDTH	OFFSET	WEIGHTED	# OF USERS	PART #
22 ft. (6.7m)	32 ft. (9.8m)	8 ft. (2.4m)	Not included	2	8517760
22 ft. (6.7m)	32 ft. (9.8m)	8 ft. (2.4m)	Included	2	8517761
22 ft. (6.7m)	42 ft. (12.8m)	8 ft. (2.4m)	Not included	2	8517762
22 ft. (6.7m)	42 ft. (12.8m)	8 ft. (2.4m)	Included	2	8517763
29.5 ft. (9.0m)	40 ft. (12.2m)	8 ft. (2.4m)	Included	1	8530349



# Box Frame

The Box Frame System provides a convenient means of securing a fall arrest rigid rail in areas with limited space or inadequate overhead structure. These frames are built to accommodate a specific area or piece of equipment. These units can be designed as permanent or portable frames, allowing for ease of relocation. These systems are ANSI and OSHA compliant.

## ADDITIONAL BOX FRAME OPTIONS:

- Custom Paint Job
- No Wheel Kit
- Tow Bar
- Fixed Ladder Kit
- Power Lifting Kit



## FIXED HEIGHT SYSTEMS

- Provide effective/economical means of anchoring overhead.
- Ideal in areas with no overhead obstructions or door height restrictions.

ANCHOR HEIGHT	WIDTH	RAIL LENGTH	# OF USERS	WHEELS	PART #
14 ft. (4.3m)	14 ft. (4.3m)	Dual Rail 15.5 ft. (4.7m) each	2	16 in. (.4m) Pneumatic	8530345
21 ft. (6.4m)	15 ft. (4.6m)	Single Rail 28 ft. (8.5m)	2	12 in. (.3m) Rubber	8530361
30 ft. (9.1m)	20 ft. (6.1m)	Dual Rail 32 ft. (9.8m) each	2	16 in. (.4m) Pneumatic	8530427

## ADJUSTABLE HEIGHT SYSTEMS

- Adjustable using overhead crane, forklift or powered systems.
- Pin height selection system.
- Ideal in areas with overhead obstructions and door height limitations.

HEIGHT	WIDTH	RAIL LENGTH	# OF USERS	WHEELS	PART #
12-18 ft. (3.7-5.5m)	12 ft. (3.7m)	Single Rail 20 ft. (6.1m)	2	12 in. (.3m) Rubber	8530288



Part #: 8530345

FLEXIGUARD™ SOLUTIONS



## Hitch Mount Anchor System

The Hitch Mounted Anchor System is a portable system originally designed to access and maintain heavy mining equipment. The unique design of this system allows it to attach to a class three hitch for transport on a truck or service vehicle. Assembled in less than 20 minutes, this system provides anchorage points up to 22 feet tall. It is rated for a maximum of two users and is ANSI and OSHA compliant.

### HITCH MOUNT ANCHOR OPTIONS:

- Custom Paint Job



### HITCH MOUNT ANCHOR SYSTEM

- Hitch mounted system for maximum portability.
- Self-standing basket design for easy hookup to truck and convenient storage.
- System assembles quickly and raises with included winch.
- System includes heavy-duty stabilizing jacks.

ANCHOR HEIGHT	WIDTH	# OF USERS	PART #
22 ft. (6.7m)	6 ft. (1.8m)	2	8530313



## Recommended Accessories for Flexiguard™ Solutions.

### ExoFit NEX™ - Full Body Comfort Harnesses

Industry-leading, most advanced harnesses, providing lightweight comfort, ergonomic design and maximum durability.



Equipped with  
**isafe™**  
Powered by Pervidi™



Equipped with  
**isafe™**  
Powered by Pervidi™

#### 1113010 EXO FIT NEX™ VEST-STYLE HARNESS

Aluminum back D-ring, locking quick connect buckles. (XLarge)

1113001 Small  
1113004 Medium  
1113007 Large

#### 1113130 EXO FIT NEX™ CONSTRUCTION STYLE HARNESS

Aluminum back and side D-rings, locking quick connect buckles with sewn-in hip pad, removable belt. (XLarge)

1113121 Small  
1113124 Medium  
1113127 Large

### DELTA™ Harnesses

Innovative, full-body harnesses providing easy-to-use, comfortable back and hip support to workers of all shapes and sizes.



Equipped with  
**isafe™**  
Powered by Pervidi™



Equipped with  
**isafe™**  
Powered by Pervidi™

#### 1102000 DELTA™ VEST-STYLE HARNESS

Back D-ring, tongue buckle leg straps. (Universal Size)

1102000 Tongue Buckles  
1110600 Quick Connect Buckles  
1103321 Pass-Thru Buckles

#### 1101656 DELTA™ CONSTRUCTION STYLE HARNESS

Vest-style, back and side D-rings, belt with sewn-in back and shoulder pads, tongue buckle leg straps. (XLarge)

1102201 Small  
1101654 Medium  
1101655 Large

### SEALED-BLOK™ Self Retracting Lifelines



Efficient, durable SRLs, providing heavy-duty, reliable support even in the harshest environments.

#### SEALED-BLOK™ SELF RETRACTING LIFELINES

3400800 Galvanized Cable, 30 ft. (9.1 m)  
3400900 Galvanized Cable, 50 ft. (15.2 m)  
3400802 SS Cable, 30 ft. (9.1 m)  
3400902 SS Cable, 50 ft. (15.2 m)

Equipped with  
**isafe™**  
Powered by Pervidi™

### ULTRA-LOK™ Self Retracting Lifelines



Long-lasting SRLs made with stainless steel components, an anti-ratcheting brake system and a semi-sealed sign.

#### ULTRA-LOK™ SELF RETRACTING LIFELINES

3504433 Galvanized Cable, 20 ft. (6.1 m)  
3504430 Galvanized Cable, 30 ft. (9.1 m)  
3504450 Galvanized Cable, 50 ft. (15.2 m)  
3504434 SS Cable, 20 ft. (6.1 m)  
3504431 SS Cable, 30 ft. (9.1 m)  
3504451 SS Cable, 50 ft. (15.2 m)  
3103208 Nylon Webbing, 20 ft. (6.1 m)  
3103207 Nylon Webbing, 20 ft. (6.1 m)

Equipped with  
**isafe™**  
Powered by Pervidi™

### SAFLOK™ Carabiner & Tagline For SRL



#### 2000112

Steel carabiner, self locking/closing 3,600 lb. (16 kN) gate, 11/16" (17.5 mm) opening.



#### 2000113

Steel carabiner, self locking closing 3,600 lb. (16 kN) gate, 1-3/16" (30 mm) gate opening.



#### 7211856

#### TAGLINE FOR SRL

3/16" polypropylene rope with O-ring at one end x 50 ft. (15m)

7211857 Tagline x 25 ft. (7.6 m)  
7211858 Tagline x 35 ft. (10.6 m)

**IF YOU HAVE  
THE GUTS TO  
GO IN, WE'LL  
GET YOU OUT.**







When it comes to confined space entry/rescue, it is essential that equipment operates perfectly and quickly. Capital Safety™ has an extensive line of rescue and retrieval systems with decades of proven field service.

Safety engineers and site directors trust us for the type of high quality, rugged systems that will ensure top performance when it is needed the most. Our systems meet applicable industry standards. We also customize solutions to suit customer needs. Call Capital Safety today.

#### WHAT TO LOOK FOR IN A CONFINED SPACE RESCUE SYSTEM:

##### EASE-OF-USE

Your systems must provide you with the ability to handle a crisis simply, flawlessly and immediately. During an emergency, time is of the essence.

##### MECHANICAL SYSTEMS

Lifeline type and length are just a few of the options your system may need. In some situations, a back-up system may be required.

##### DURABILITY

All system components must be made from quality materials strong enough to endure rough handling and exposure to the elements.

##### VERSATILITY

Your system should be adjustable and adaptable to extreme environments and uneven terrain. A modular design is also helpful, allowing you to add to the system over time.

##### STRENGTH

Your system must be rated for your application, such as fall arrest, rescue, man-riding or material handling. Choose one that maximizes strength and minimizes weight.

##### PORTABILITY

Your system should be lightweight, easy to transport, set-up and store. Remember in an emergency situation, every second counts.



# CONFINED SPACE RESCUE

## ADVANCED DAVIT ARM SYSTEM COMPONENTS

Variable offset davits are designed for use where multiple offset masts are required. The variable offset masts may be equipped with front mounted and/or back mounted winches or SRLs and feature an anchor point rated up to 5,000 lbs. (22kN) depending on pin position. For applications with overhead clearance restrictions, the adjustable height of the variable offset masts can eliminate the need for custom length masts and mast extensions. Quick connect/release pins allow for fast and easy set-up, dismantle and transport.

**VARIABLE OFFSET MAST**  
Adjustable length of davit ensures lifelines are always centered over confined space.

**BUILT-IN PULLEYS**  
Route lifelines of two mechanical devices for smooth, efficient operation.

**FALL ARREST ANCHORAGE**  
Up to a 5,000 lb. (22kN) rated anchor point for fall arrest device.

**WINCH**  
Davits can be equipped with both primary and secondary (back-up) mechanical devices for added flexibility.

**QUICK-MOUNTING BRACKETS**  
Simple detent style winch mounting brackets make installation fast and efficient. (See page 154 for options.)

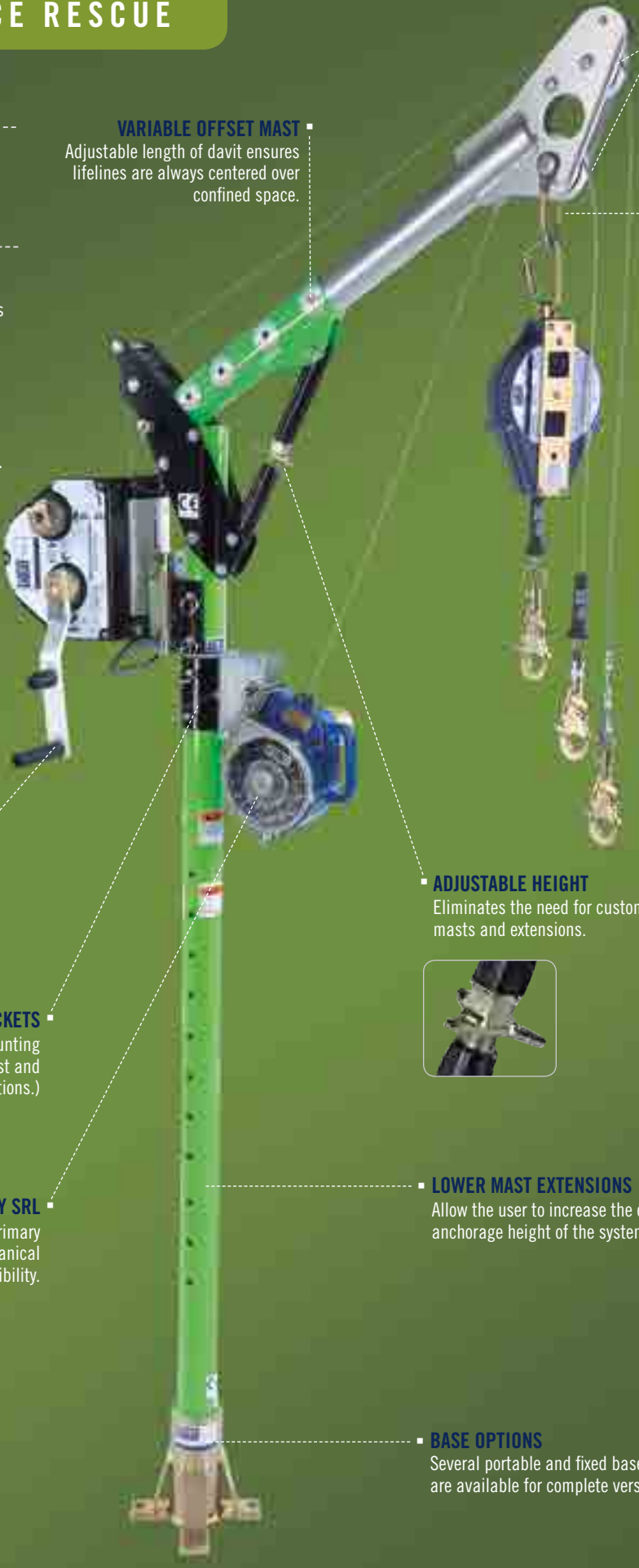
**3-WAY SRL**  
Davits can be equipped with both primary and secondary (back-up) mechanical devices for added flexibility.


**ADJUSTABLE HEIGHT**  
Eliminates the need for custom length masts and extensions.



**LOWER MAST EXTENSIONS**  
Allow the user to increase the overall anchorage height of the system.

**BASE OPTIONS**  
Several portable and fixed base options are available for complete versatility.





8518385

## ADVANCED ONE-PIECE ADJUSTABLE OFFSET DAVIT MASTS

ADJUSTABLE OFFSET DAVIT MAST	66" to 76" (167.6 cm to 193 cm)	78" to 88" (198.1 cm to 223.5 cm)	90" to 100" (228.6 cm to 254 cm)	69.5" to 87.5" (176.5 cm to 222.2 cm)	81.5" to 91.5" (207 cm to 232.4 cm)	93.5" to 111.5" (237.5 cm to 282.2 cm)
11-1/2" to 27-1/2" (29.2 cm to 69.8 cm)	8518382	8518383	8518384			
23-1/2" to 42-1/2" (59.7 cm to 108 cm)				8518385	8518386	8518387

## ADVANCED TWO OR THREE-PIECE ADJUSTABLE OFFSET DAVIT MASTS & LOWER MAST EXTENSIONS


Customize either one of these davit masts with up to (2) lower mast extensions. The extensions provide the flexibility to change the overall mast height of your system. Custom lengths are also available. Call Capital Safety™ for details.



### 8518001

#### 11-1/2" TO 27-1/2" ADJUSTABLE OFFSET DAVIT MAST (INCLUDES WINCH MOUNT BRACKET)

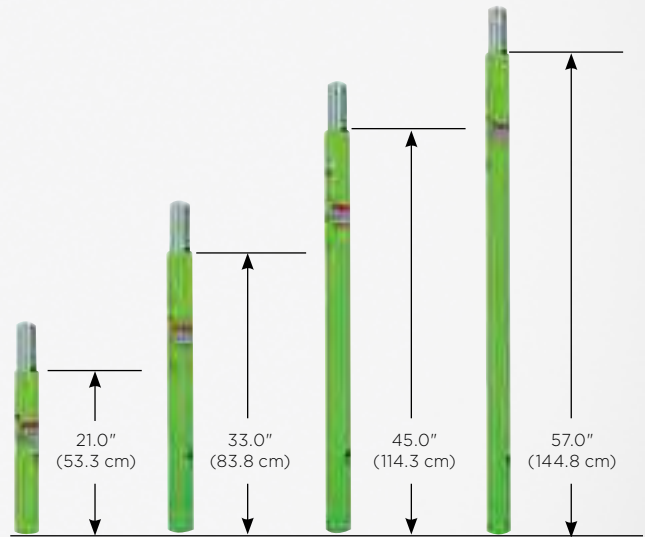
Combine this one-piece davit mast with up to two (2) lower mast extensions to increase the anchorage height. Combined extension length cannot exceed 90". (228 cm)



### 8518006

#### 23-1/2" TO 42-1/2" ADJUSTABLE OFFSET DAVIT MAST (INCLUDES WINCH MOUNT BRACKET)

Combine this one-piece davit mast with up to two (2) lower mast extensions to increase the anchorage height. Combined extension length cannot exceed 90". (228 cm)



8518509

8518002

8518003

8518004

**8518509** 21" (53.3 cm) Advanced lower mast extension.

**8518002** 33" (83.8 cm) Advanced lower mast extension.

**8518003** 45" (114.3 cm) Advanced lower mast extension.

**8518004** 57" (144.8 cm) Advanced lower mast extension.

## ADVANCED BAGS AND ACCESSORIES



### 8513330

#### CARRYING BAG

Bag with protective plastic liner for advanced adjustable offset davit masts.

### 8513564

Bag with protective plastic liner for advanced adjustable offset davit mast, with lower mast extension.



## ADVANCED HOIST SYSTEMS


The Advanced Series Hoist Systems are designed for manhole and confined space entry/retrieval applications. These units are constructed of lightweight materials including high-strength aluminum. The davit pivots for ease-of-rescue and has adjustment for overhead clearance restrictions. The lower base adjusts to fit most standard entries. Many other portable and fixed bases are available to suit any jobsite need. If additional height is required, check out our lower mast extensions. If you don't see what you need, please call for your customized solution.

## 8518000

### ADVANCED 5-PIECE HOIST SYSTEM

Davit arm and base system includes 11-1/2" to 27-1/2" (29.2 cm to 69.8 cm) adjustable offset upper mast (8518001), 33" (83.8 cm) lightweight lower mast (8518002) and 3-piece lightweight base (8518005). Includes winch mounting bracket. **Order winch and SRL separately.**

Weight: 100 lbs. (45.5 kg)



### ADVANCED BAGS AND ACCESSORIES

## 8518270

### ADVANCED 5-PIECE EQUIPMENT CART

Transport the advanced 5-piece system with maximum ease over smooth or rough terrain. Ideal for tight storage situations.

**8518513** Set of 2 carrying bags for 8518000 Advanced 5-Piece Hoist System.

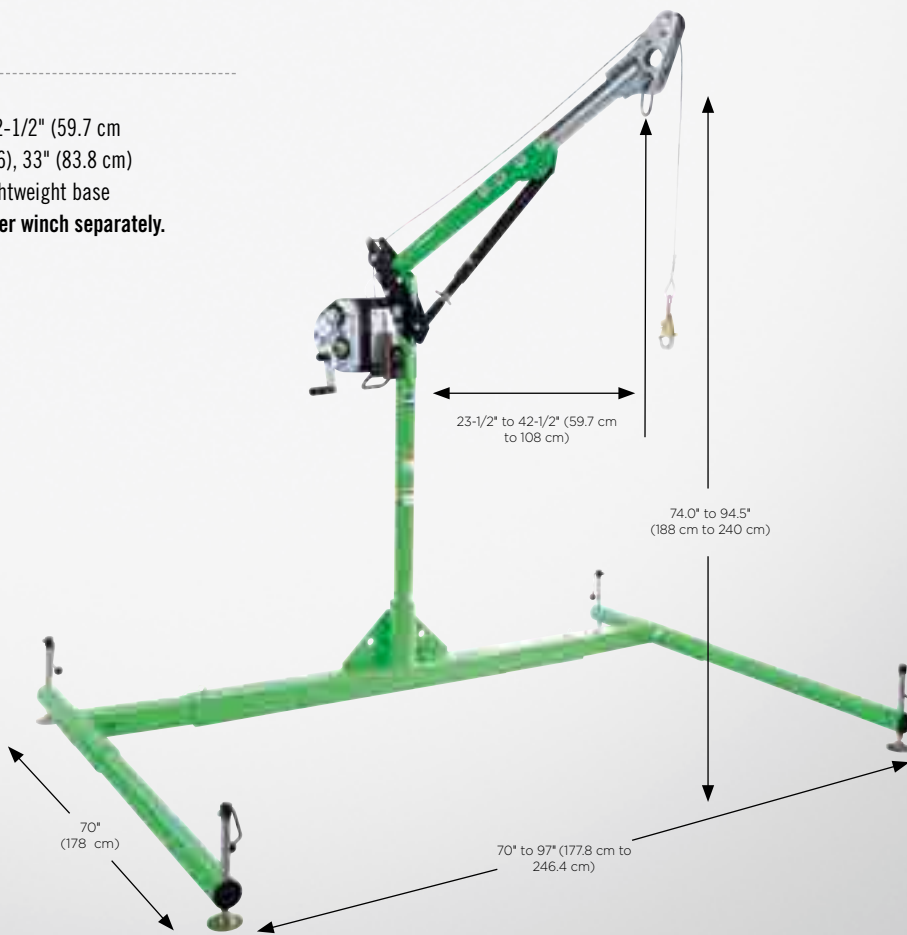


## 8518040

### ADVANCED 5-PIECE HOIST SYSTEM

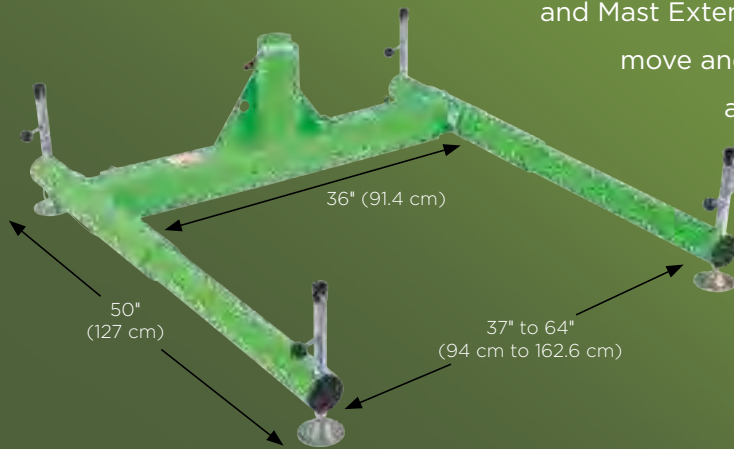
Davit arm and base system includes 23-1/2" to 42-1/2" (59.7 cm to 108 cm) adjustable offset upper mast (8518006), 33" (83.8 cm) lightweight lower mast (8518002) and 3-piece lightweight base (8518008). Includes winch mounting bracket. **Order winch separately.**

Weight: 137.5 lbs. (62.3 kg)



# ADVANCED PORTABLE BASES

Advanced Portable Bases work with a variety of Advanced Davit Arm and Mast Extensions. Portable bases are ideal when you need to move and access various confined space areas. These bases are lightweight, easy to transport, set-up and use.



## 8518005

### ADVANCED 3-PIECE PORTABLE BASE

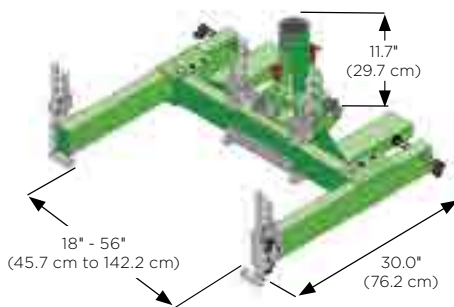
Adjustable base for 27-1/2" (69.8 cm) maximum offset davit mast.

### 8518008 ADVANCED 3-PIECE PORTABLE BASE

Adjustable base for 42-1/2" (108 cm) maximum offset davit mast.

### 8513565 CARRYING BAG

Bag with protective plastic liner for 8518005 3-piece davit base.

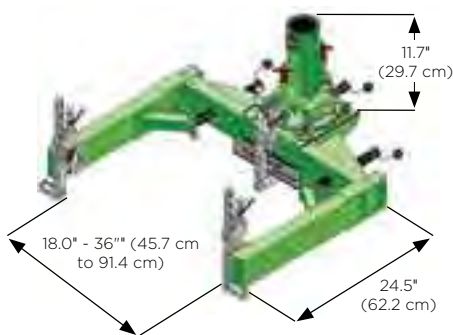


## 8519377

### EXTERNAL TANK COVER

Comes with Adjustable Sleeve Assembly (8511232). Used on manways with a flange structure that the unit may be secured onto. This collar can clamp onto 6" (15.2 cm) max thick flange.

**Weight:** 82 lbs. (37.2 kg)

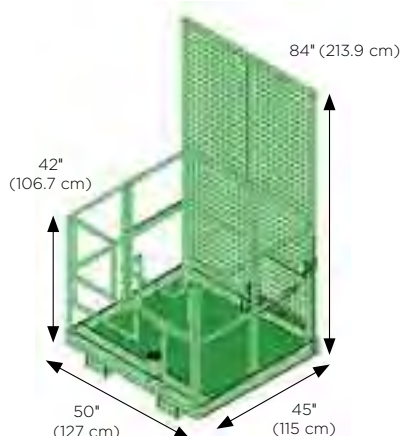


## 8519378

### INTERNAL TANK COVER

Comes with Adjustable Sleeve Assembly (8511232). Mounted to the inside of a manway. This collar may be used with sleeve assemblies and masts or for vertical entries.

**Weight:** 61 lbs. (27.7 kg)



## 8510568

### FORKLIFT BASKET

Designed to convert your forklift into a versatile confined space and fall arrest work platform. Add a davit mast and winch/SRL to the basket and you're ready to go. Lightweight aluminum construction and tool-less assembly makes set-up, transport and storage convenient. Durable powder coated finish with anti-slip finish on walking surfaces. Includes spring-loaded gate.

**Weight:** 215 lbs. (98 kg)

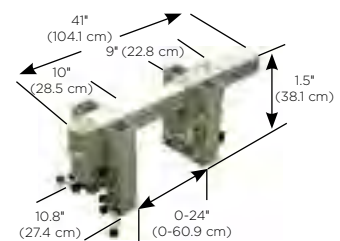
## 8510323

### BARREL MOUNT SLEEVE WITH 3.5" (89 MM) OPENING

Mild steel construction. Eight independent clamping screws allow temporary installations over edges of shoring cans, walls and other structures. Comes with PVC inner liner. Custom fit openings available.



### 8510429 Barrel Mount Sleeve with 3" (76.2 mm) Opening - Stainless Steel.



## 8512285

### ADJUSTABLE BARREL MOUNT SLEEVE


Designed for shoring, wall and parapet applications. Standard unit accommodates wall thicknesses up to a maximum of 24" (60.9 cm), with shorter or longer adjustment tubes available on request. Anodized, welded aluminum with zinc plated steel hardware with inner sleeve.

### 8510715 Adjustable barrel mount sleeve for 0"-12" opening.

## ADVANCED MANHOLE COLLARS



- 8510501** 17.5" (44.5 cm) Manhole Collar, fits 18"-20" (45.7 cm-50.8 cm) diameter. Provides a portable davit base by simply fitting within manhole opening. Powder coated aluminum construction with PVC sleeve liner.
- 8510520** 19.5" (49.5 cm) Manhole Collar fits 20" - 22" (50.8 cm - 55.8 cm) diameter.
- 8510457** 21.5" (54.6 cm) Manhole Collar fits 22" - 24" (55.8 cm - 60.9 cm) diameter.
- 8510163** 23.5" (59.7 cm) Manhole Collar fits 24" - 26" (60.9 cm - 66 cm) diameter.
- 8510633** 25.5" (64.7 cm) Manhole Collar fits 26" - 28" (66 cm - 71.1 cm) diameter.
- 8510632** 27.5" (69.8 cm) Manhole Collar fits 28" - 30" (71.1 cm - 76.2 cm) diameter.
- 8510546** 29.5" (74.9 cm) Manhole Collar fits 30" - 32" (76.2 cm - 81.2 cm) diameter.
- 8512994** 33.5" (83.1 cm) Manhole Collar fits 34" - 36" (86.3 cm - 91.4 cm) diameter.



## ADVANCED VEHICLE HITCH MOUNT SLEEVE

Designed to install into a 2" (51 mm) hitch receiver on an attendant vehicle to provide a portable anchor point for confined space entry, rescue and fall arrest systems.

### 8510140 VEHICLE HITCH MOUNT SLEEVE

Assembly for a maximum 27.5" (69.8 cm) offset davit mast.

### 8514461 VEHICLE HITCH MOUNT SLEEVE

Assembly for a maximum 42-1/2" (108 cm) offset davit mast.

## ADVANCED VEHICLE HITCH SLEEVE EXTENSIONS

A maximum of one extension can be used with a hitch mount and a bumper attachment.



- 8514503** 2' (0.61 m) Vehicle Hitch Mount Sleeve Extension. Weight: 17 lbs. (7.7 kg)
- 8512829** 4' (1.21 m) Vehicle Hitch Mount Sleeve Extension. Weight: 27.8 lbs. (12.6 kg)
- 8511384** 6' (1.83 m) Vehicle Hitch Mount Sleeve Extension. Weight: 39 lbs. (17.6 kg)

## ADVANCED BUMPER ATTACHMENT OPTIONS

### 8511401

#### UNIVERSAL JOINT ASSEMBLY

Installs between the 8510140 Hitch Mount Sleeve or extension and the vehicle to compensate for uneven ground conditions.

**Weight:** 10 lbs. (4.5 kg)

### 8520886

#### UNIVERSAL HITCH BALL COUPLER

Designed to secure to a ball hitch on a vehicle. (universal size)

**Weight:** 16 lbs. (7.6 kg)

# ADVANCED COUNTERWEIGHT SYSTEMS

The Advanced Counterweight System is composed of a central base unit to accommodate a variety of anchoring options, positioning and adjustment legs, and extension assemblies. Anchoring options include a weight rack for counter balanced applications, and a wheel pad assembly to allow counter balance of the unit with an attendant vehicle.

Individual weight plates sold separately.



## 8512894

### ADVANCED COUNTERWEIGHT SYSTEM

Counterweight System Base with Pole Leg Assembly.

**Weight:** 199 lbs. (90.2 kg)




Davit mast and winch not included—order separately.

## 8514496

### ADVANCED COUNTERWEIGHT SYSTEM

Counterweight System Base with Screw Leg Assembly.

**Weight:** 192 lbs. (87.1 kg)







## 8520775

### MOBILE COUNTERWEIGHTED CART BASE

Ideal for areas that require access near a leading edge or into large tanks. System comes complete with counterweight cart, 36" (91.4 cm) inner extension tube, center section, and 2 outrigger screw assemblies. System counterweighted by 50 lb. (22.7 kg) weight plates. (Weight plates, davit mast and winch not included—order separately.)



## 8530088

### PORTABLE CATWALK CLAMPING BASE

Designed to secure to 36" (91.4 cm) wide walkways. Ideal for areas that require access off a mezzanine or walkway. System comes complete with catwalk hook, 16" (40.6 cm) inner extension tube, center section, and 2 outrigger screw assemblies. Other models available to accommodate different widths of walkways. (Davit mast and winch not included—order separately.)



## 8530256

### PORTABLE ANCHOR POINT BASE

Ideal for areas that require access over a leading edge. System comes complete with u-bolt anchor point to attach to secondary fixed anchor, 36" (91.4 cm) inner extension tube, center section, and 2 outrigger screw assemblies. System requires a 5,000 lb. (22 kN) anchorage point to be tied down to. (Davit mast and winch not included—order separately.)



## 8511892

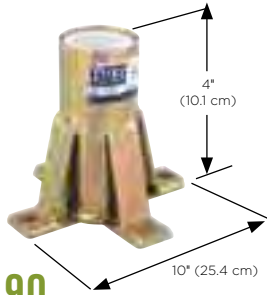
### PORTABLE RAIL CLAMPING BASE

Ideal for rail accessed areas, including over the edge of a rail bridge. System comes complete with a rail bridge clamp which anchors the base, 36" (91.4 cm) inner extension tube, center section, and 2 outrigger screw assemblies. (Davit mast and winch not included—order separately.)



## ADVANCED FIXED BASES

Advanced Fixed Bases work with a variety of Advanced Davit Arm and Mast Extensions. Fixed bases are ideal for work areas where frequent set-up and tear-down is required and a base can be permanently installed to an existing structure.



## 8516190

### FLOOR MOUNT SLEEVE

Zinc plated mild steel construction. Mounts to horizontal concrete or steel structure. Comes with PVC sleeve liner.

**Weight:** 13 lbs. (5.9 kg)

### 8518347 Floor Mount Sleeve

Stainless steel construction.



## 8512831

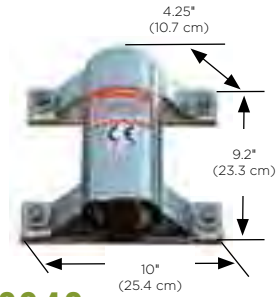
### CENTER MOUNT SLEEVE

Zinc plated mild steel construction. Mounts to existing steel by welding or bolting. Comes with PVC sleeve liner.

**Weight:** 13 lbs. (5.9 kg)

### 8516563 Center Mount Sleeve

Stainless steel construction.



## 8518348

### WALL MOUNT SLEEVE 304 STAINLESS STEEL

304 stainless steel construction. Compact design creates minimum intrusion into work space. Mounts to vertical concrete or steel structures. Comes with PVC sleeve liner.

**Weight:** 12 lbs. (5.5 kg)

### 8516191 Wall Mount Sleeve

Zinc plated mild steel construction.



## 8510109

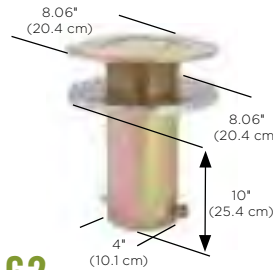
### CORE MOUNT SLEEVE

Zinc plated mild steel construction. Designed for slip-in installation into 4" (10.1 cm) core hole in concrete or in an existing steel structure. Comes with PVC sleeve liner.

**Weight:** 8 lbs. (3.6 kg)

### 8510110 Core Mount Sleeve

Stainless steel construction.



## 8515162

### DECK MOUNT SLEEVE

Zinc plated mild steel construction. Designed to slip into a 4" (10.1 cm) hole in existing flooring. Flush mount design allows passage of traffic and eliminates trip hazards when not in use. Comes with PVC sleeve liner, plastic stopper and mounting hardware – mounts to thicknesses from 1/4" to 2" (6.4 mm-50.8 mm).

**Weight:** 17 lbs. (7.7 kg)

### 8515834 Deck Mount Sleeve

Stainless steel construction.



## 8510316

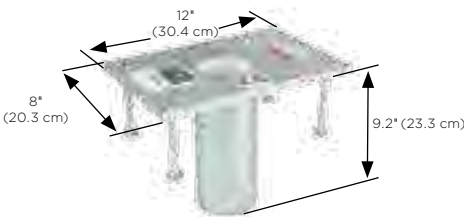
### FLOOR MOUNT SLEEVE

Mild steel construction. Recessed fastener pockets allow for bolt-in installation into existing concrete or steel structure. Flush mount design allows passage of traffic and eliminates trip hazards when not in use. Comes with PVC sleeve liner.

**Weight:** 21 lbs. (9.5 kg)

### 8512827 Flush Floor Mount Sleeve

Stainless steel construction.



## 8510311

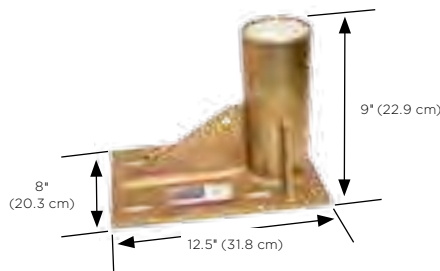
### FLUSH FLOOR MOUNT SLEEVE

Mild steel construction. Comes with pins for fresh concrete and cast-in-place concrete anchors for new construction or renovation. Flush mount design allows passage of traffic and eliminates trip hazards when not in use. Comes with PVC sleeve liner.

**Weight:** 21 lbs. (9.5 kg)

### 8512828 Flush Floor Mount Sleeve

Stainless steel construction.



## 8510057

### OFF-SET FLOOR MOUNT SLEEVE

Zinc plated mild steel construction. Mounts to horizontal concrete or steel structure. The off-set design allows for maximum reach of the mast being used. Comes with PVC sleeve liner.

**Weight:** 25 lbs. (11.3 kg)

### 8518347 Off-Setter Mount Sleeve

Stainless Steel Construction.



## 8510827

### HEAVY DUTY SLEEVE CAP

Stainless steel construction, used with permanent mounted sleeves when installed in high traffic or other severe service locations.

**Weight:** 1.2 lbs. (0.54 kg)

### 8510826 Heavy Duty Sleeve Cap

Zinc plated mild steel construction.

# CONFINED SPACE RESCUE

## ADVANCED TRIPODS

Advanced Tripods are constructed of lightweight tubular aluminum with a rugged steel head assembly. The UCT series tripods can be combined with up to three pulleys to accommodate a variety of winches and fall arrest devices to meet a wide range of confined space entry/retrieval and rescue requirements. Quick release pins positively locate components at all adjustment points for tool-less set-up and adjustment.



### TOP MOUNTED PULLEY SYSTEM

Mount up to three pulleys to route mechanical device lifelines for smooth operation.

### SECONDARY ANCHOR POINT

5,000 lb. (22 kN) anchor point for secondary fall arrest system on 7 ft. models—11,000 lb. (49kN) rating on 10 ft. models.

### ALUMINUM CONSTRUCTION

Extremely lightweight yet durable construction for ease-of-use and longevity.

### TELESCOPING LEGS

Provide fast adjustment and cannot disengage, for added worker satisfaction.

### ADJUSTABLE HEIGHT LEGS

Fast and easy detent pin style adjustment allows for precise height setting.

### QUICK CONNECT BRACKET

Allows fast and easy attachment of mechanical devices.

### SAFETY CHAIN

Provides added support and strength for demanding confined space applications.

### INNER LEG LINERS

Allow for smooth positive connection and operation of leg adjustment.

### FOOT PADS

Include sharp points for biting into soft ground and/or uneven terrain.

### MECHANICAL DEVICES

Can support up to 3 winches or SRLs for complete flexibility.

## 8513159

### ADVANCED UCT-1000 10' (3.05 m) TRIPOD

With adjustable locking legs, safety chains, top pulley and winch bracket.

**Weight:** 68 lbs. (30.8 kg)

Winch not included—please order separately.



## 8513158

### ADVANCED UCT-300 7' (2.13 m) TRIPOD

- Lightweight, durable aluminum construction with powder coat finish.
- Includes quick connect winch mount bracket—can accommodate up to three brackets.
- Includes top mounted pulley system—can accommodate up to three pulleys.
- Telescoping adjustable locking legs for easy set-up.
- Fast detent pin style adjustment and locking.
- Inner plastic liners provide smooth adjustment.
- Foot pads include sharp points for biting into soft ground and/or uneven terrain.
- Safety chain for added support, strength and safety.
- 5,000 lb. (22 kN) built-in head-mounted anchor point.

Winch and SRL not included—please order separately.



## 8000000

### ADVANCED 7' (2.13 m) ALUMINUM TRIPOD

- Lightweight, durable aluminum construction.
- Includes quick connect winch mount bracket.
- Includes top mounted pulley system.
- Telescoping adjustable locking legs for easy set-up.
- Fast detent pin style adjustment and locking.
- Rubber safety shoes with spiked edges for different terrains.
- Safety chain for added support, strength and safety.
- 5,000 lb. (22 kN) built-in head-mounted anchor points.

Winch not included—please order separately.

### 8000010 9 FT. (2.7 M) ALUMINUM TRIPOD

With adjustable locking legs, safety chains, top pulley and winch bracket.

Winch not included—please order separately.

## ADVANCED ACCESSORIES



**8513329** Carrying bag for 7' (2.1 m) 8513158 tripod with protective plastic liner.

**8513330** Carrying bag for 10' (3 m) 8513159 tripod with protective plastic liner.

**9503094** Carrying bag for 7' (2.1 m) 8000000 tripod.

**9503095** Carrying bag for 9' (2.7 m) 8000010 tripod.



## 8512292

### WINCH/SRL MOUNTING BRACKET FOR 8513159 TRIPOD

Attaches to the leg tube with quick-release pins for tool-less set-up and adjustment.

**Weight:** 5.2 lbs. (2.4 kg)



## 8510224

### WINCH/SRL MOUNTING BRACKET FOR 8513158 TRIPOD

Attaches to the leg tube with quick-release pins for tool-less set-up and adjustment.

**Weight:** 3 lbs. (1.4 kg)

Also see accessories on page 140 for additional bracket options.



## 8512293

### TOP PULLEY ASSEMBLY FOR UCT SERIES TRIPODS

Pulleys are mounted on top of the head assembly to route mechanical device's lifeline over and into confined space area.

**Weight:** 1.6 lbs. (.73 kg)

# CONFINED SPACE RESCUE

## CANTILEVER RESCUE SYSTEM

The Cantilever Rescue System Kit quickly and easily converts the 8513159 10 ft. (3.05 m) tripod into a versatile piece of equipment for high-angle rescue operations over roof edges, parapets, guard rails, cliffs, bridges or other situations. Using the rigid wheel pad supplied with the kit, the cantilever system may be anchored with a service vehicle's weight, weight rack or with a single anchor point.



**ALUMINUM CONSTRUCTION** ■  
Extremely lightweight yet durable construction for ease-of-use and longevity.

**QUICK MOUNT BRACKET** ■  
Allows fast and easy attachment of mechanical devices.

**ADJUSTABLE HEIGHT LEGS** ■  
Fast and easy detent pin style adjustment allows for precise height setting.

**TELESCOPING LEGS** ■  
Provide fast adjustment and cannot disengage, for added worker satisfaction.

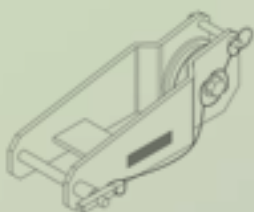
**LEG SUPPORT SYSTEM** ■  
Provides tripod leg support to use in cantilever rescue configuration.

**WHEEL PAD** ■  
Provides easy means to anchor system with service vehicles weight or weight rack kit.

### 8530257

#### CANTILEVER RESCUE SYSTEM

Complete with 8513159 10 ft. (3.05 m) tripod, 8515620 rigid wheel pad and attachment hardware, 8515631 weight rack kit, 8514540 leg support system and 8515150 top mount pulley. Winch not included, must order separately.

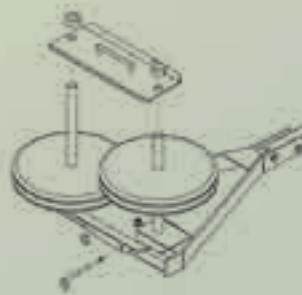


### 8515150

#### TOP MOUNT PULLEY FOR CANTILEVER SYSTEM

Allows system to handle two mechanical devices (winch and SRL).

**Weight:** 3.4 lbs. (1.5 kg)



### 8515631

#### CANTILEVER WEIGHT RACK KIT

Use the weight rack in conjunction with the 8512297 cantilever rescue system if there is not sufficient space for the attendant vehicle. Fifty pound weight plates sold separately.

**Weight:** 36 lbs. (16.3 kg)

# POLE HOIST SYSTEM

The Advanced Pole Hoist attaches with a carabiner on the universal bracket to a suitable anchor point, allowing you to work in any direction from any angle. It has a unique swivel head that rotates 360 degrees, providing flexibility in both vertical and horizontal confined space entries. Two systems that adjust from either 4 ft. to 7 ft. (1.2 m - 2.1 m) or 6 ft. to 10 ft. (1.8 m - 3 m) are available for jobsite flexibility and to better position the attendant in close working quarters. Custom lengths are also available. Please call Capital Safety™ for details.



Winch not included—please order separately.



## 8530252

### EXTENDABLE POLE HOIST - 4-7 FT. (1.2-2.1 m)

Extension with swivel head and winch mounting bracket, T-bar leg assembly and hardware/fasteners.

**Weight:** 12 lbs. (5.4 kg)

## 8530253

### EXTENDABLE POLE HOIST - 6-10 FT. (1.8-3 m)

Extension with swivel head and winch mounting bracket, T-bar leg assembly and hardware/fasteners.

**Weight:** 14 lbs. (6.4 kg)

## POLE HOIST ACCESSORIES



## 8520777

### CLAMP-ON ANCHOR FOR POLE HOIST

Designed to secure to a vertical or horizontal flange up to 6" (15.2 cm) thick and provide an anchorage point to connect a pole hoist device to.

**8513329** Carrying Bag for 4 ft.-7 ft. Pole Hoist.

**8513330** Carrying Bag for 6 ft.-10 ft. Pole Hoist.

# TANK POD SYSTEM

## 8513700

The Tank Pod is designed to mount to tank manways with existing hardware for securing hatch covers. It mounts to manway flanges on bolt circle diameters from 19" to 36" (48.2 cm - 91.4 cm), with studs from 1/2" to 3/4" (1.2 cm - 1.9 cm) national coarse type. Three independently adjustable legs accommodate flange inclinations to a maximum of 45 degrees. The unit can be set up in an overhead clearance of only 25" (63.5 cm). It can be fitted with a variety of winches, ladder systems and fall arrest devices to meet application requirements.

Winch not included—please order separately.





## TANK POD MOUNTING OPTIONS

### 8525274

#### TANK POD CLAMP-ON ADAPTERS

Set of 3 clamp-on adapters designed to secure to a vertical flange of a vessel and provide a means of attaching the tank pod 8513700 without welding or bolting. Stainless steel construction, accommodates tank flange thickness of up to 1.25". Requires at least a 3" tall flange for proper connection.

**8515299** Mounting Stud Extension Adaptor (3-pack) 1/2" NC - 5/8" NC.  
(12.7 mm - 15.8 mm)

**8515300** Mounting Stud Extension Adaptor (3-pack) 5/8" NC - 5/8" NC.  
(15.8 mm - 15.8 mm)

**8515301** Mounting Stud Extension Adaptor (3-pack) 3/4" NC. (19 mm - 15.8 mm)

**8515981** Stainless Steel Multiple Angle 3/4" (19 mm) Weld-On Studs (3-pack).

## TANK POD ACCESSORIES

**8515982** Wheel Cart for Tank Pod.

**8516012** Tank Pod Mast Extension. (12.7 mm - 15.8 mm)



Winch not included—please order separately.



8515299



8515981



8515982



8516012



CONFINED SPACE RESCUE

# CONFINED SPACE RESCUE

8514803 •

## ADVANCED SIDE ENTRY

The Side Entry System is designed for confined space entry/retrieval and rescue operations involving horizontal entries with vertical positioning or retrieval required inside the space.

The system is available in two configurations: permanent and portable. The permanent system utilizes a fixed base and extension post, while the portable system utilizes an external adjustable tank collar for adaptation to different manways. Both types of systems feature flexible setup options and a fully articulating boom system. They are fully adaptable to an infinite number of manway designs and surrounding configurations.

8530260 •  
(Optional—not shown)

8514796 •

8510101 •

### FALL ARREST RATED

Accommodates both work support and fall arrest devices for complete safety.

## ADVANCED FIXED BASE OPTIONS



The Advanced Side Entry System for Permanent Mount applications can be used with a variety of fixed bases. Please see page 146-147 for more information.

Shown with winch and fixed base—these items must be ordered separately.

## 8514803

### ARM ASSEMBLY

Side Entry System for permanent mount applications. System includes arm assembly and winch mount bracket. Order winch and fixed base separately. (shown)

**Weight:** 44 lbs. (19.9 kg)

## 8514796

### SUPPORT POST

38" to 53.5" (96.5 cm – 135.9 cm). (shown)

**Weight:** 35 lbs. (15.8 kg)

### MAST EXTENSION OPTIONS

**8510100** 15" (38.1 cm) Mast Extension  
**Weight:** 16 lbs. (7.2 kg)

**8510101** 24" (61.0cm) Mast Extension (shown)  
**Weight:** 19 lbs. (8.6 kg)

**8510102** 36" (91.4 cm) Mast Extension  
**Weight:** 23 lbs. (10.4 kg)

**8510103** 48" (121.9 cm) Mast Extension  
**Weight:** 27 lbs. (12.2 kg)



## 8530260

### SECONDARY WINCH MOUNT BRACKET

Allows you to mount your digital winch underneath, opening up the top winch mount location for a 3-way SRL. Includes 8511832 winch mount bracket, 8510207 winch/SRL adaptor and fastener hardware.



CONFINED SPACE RESCUE

## 8530254

### SIDE ENTRY SYSTEM FOR PORTABLE MOUNT APPLICATIONS

System includes arm assembly, external adjustable tank collar with tie-bar assemblies used to fit outside of manway and winch mount bracket. Order winch separately.

**Weight:** 121 lbs. (55 kg)

External collar can be sold separately. Winch shown above is not included—this must be ordered separately.

# ADVANCED PORTABLE FALL ARREST POST



The Advanced Portable Fall Arrest Post provides protection and complete mobility for three workers on top of transformers or other types of vertical platforms with potential fall hazards. Its compact and lightweight design of only 38 lbs. (17.2 kg) makes the post very easy to transport and put in place. The system features a telescopic design and 3 swiveling anchor points providing up to 3 workers with 360 degrees of protection and mobility. Portable and fixed bases provide complete jobsite versatility.

## 8516691

### ADVANCED PORTABLE FALL ARREST POST

- 3 independent swiveling tie-off points.
- 360 degrees of protection for 3 workers.
- Telescopic design; 32.75" (83.2 cm) to 46" (116.8 cm) to 57.25" (145.4 cm).
- Lightweight and durable aluminum construction.
- Leveling screws plumb system on inclines up to 15 degrees.
- Built-in anchor ring for horizontal lifeline attachment.
- Portable and fixed bases provide complete jobsite versatility.

**Weight:** 38 lbs. (17.5 kg)



Telescoping design: Overall height can be adjusted from 32.75" (83.2 cm) to 57.25" (145.4 cm)

## 8516996

### 14 FT. (4.2 m) UNI-ANCHOR FALL ARREST POST

The 14 ft. Uni-Anchor Fall Arrest Post mounts using Uni-Anchor plates and extends up to 14 ft. (4.2 m) to provide a 1-man-rated fall-arrest anchor point.

**Weight:** 71 lbs. (32.3 kg)



## 8516692

### 14" (356 mm) ANCHOR POST EXTENSION

Provides option to tie-off one worker at an increased height of 68.5". (174 cm)

**Weight:** 5 lbs. (2.2 kg)



## ACCESSORIES



## 8517565

### CARRYING BAG

Heavy duty carrying bag for Portable Fall Arrest Post.

# ADVANCED PORTABLE FALL ARREST POST RESCUE DAVIT ARM

## 8516693

### RESCUE DAVIT ARM FOR ADVANCED PORTABLE FALL ARREST POST

The optional Rescue Davit Arm assembles easily to the Portable Fall Arrest Post, providing simple and efficient rescue and material handling capabilities. It's made with lightweight aluminum materials for easy transportation and setup.

**Weight:** 20.5 lbs. (9.3 kg)

8516691 post not included—please order separately.



Rescue Davit Arm can be equipped with a variety of winches and SRLs.



## ANCHOR BASES FOR PORTABLE FALL ARREST POST




### 8517412

#### BARE STEEL UNI-ANCHOR WITH TIE-OFF ANCHORS

For use in closed environments without chemical or moisture exposure.

**Weight:** 11.6 lbs. (5.3 kg)



### 8510816

#### WELD-ON MOUNTING PLATE

Unplated mild steel construction.

**Weight:** 11.6 lbs. (5.3 kg)



### 8517413

#### INCLINE ADAPTOR PLATE WITH TIE-OFF ANCHOR

Permanently weld to inclined surface.

**Weight:** 24 lbs. (10.9 kg)



### 8516997

#### UNI-ANCHOR I-BEAM BASE

Portable anchor clamps to I-beams.

**Weight:** 56 lbs. (25.5 kg)

CONFINED SPACE RESCUE

## ADVANCED MECHANICAL SYSTEMS

The mechanical device is one of the most critical parts of the rescue system. It provides the means to retrieve an incapacitated worker to safety. Lifeline type and length are just a few of the options. In some situations, a secondary or back-up system is required.

### ADVANCED DIGITAL WINCHES

- Man rated 450 lb. (204 kg) capacity
- Digital usage indicator tracks drum revolutions to determine service intervals.
- Triple redundant braking system for added safety.
- Sealed bearings at all contact points.
- Two gear ratio options of 4:1 and 9:1.
- Power drive option available.
- Three sizes accommodate 70 ft. to 300 ft. lengths. (21 m-91 m)
- Cable and rope lifelines with swiveling snap hook and overload indicator.
- Carrying handle for easy transport.
- Corrosion resistant zinc plated steel or anodized aluminum hardware.

### 3-WAY SEALED-BLOK™ SRL

- Ideal for secondary or back-up.
- Man rated 420 lb. (190 kg) capacity.
- Fall arrest system limits forces to 900 lbs. (4 kN)
- Built-in emergency retrieval winch.
- Input handle with primary brake.
- Overload device in winch drive.
- Sealed ball bearings.
- Corrosion resistant aluminum and stainless steel construction.
- Five sizes accommodate 30 ft. to 130 ft. lengths (9 m-40 m).
- Cable and rope lifelines with swiveling snap hook and impact indicator.
- Carrying handle for easy transport.



### SALALIFT™ II WINCHES

- Man rated 350 lb. (159 kg) capacity.
- Overload clutch.
- Gear ratio of 6:1.
- Free-wheel mode.
- Shielded ball bearings.
- Lengths from 60 ft. to 120 ft. (18 m-36.5 m) available.
- Cable and rope lifelines with swiveling snap hook and impact indicator.
- Carrying handle for easy transport.
- Corrosion resistant construction.
- Quick-mount bracket and carrying bag.



**ADVANCED DIGITAL WINCH**



**SALALIFT™ II WINCH**

**WINCHES**

DRIVE TYPE	LIFELINE TYPE	MOUNTING BRACKET	WINCH BAG	ADVANCED DIGITAL WINCH	SALALIFT™ II WINCH	50 ft.	60 ft.	90 ft.	120 ft.	140 ft.	190 ft.	240 ft.	290 ft.
						(15.2 m)	(18 m)	(27 m)	(36.5 m)	(42 m)	(58 m)	(73 m)	(88 m)
POWER DRIVE*	GALVANIZED STEEL			■			8518567	8518568		8518588	8518589	8518610	8518611
	STAINLESS STEEL			■			8518565	8518566		8518586	8518587	8518608	8518609
	TECHNORA ROPE			■			8518571						
REMOVABLE HANDLE	GALVANIZED STEEL			■			8518560	8518561		8518581	8518582	8518603	8518604
		■	■		■		8102001	8102009	8102005				
	STAINLESS STEEL			■			8518558	8518559		8518579	8518580	8518601	8518602
		■	■		■		8102003	8102011	8102007				
	TECHNORA ROPE			■			8518564						
		■	■		■		8102050						
		CABLE MODEL WEIGHT				—	30.5 lbs. (13.8 kg)	32.5 lbs. (14.7 kg)	38.5 lbs. (17.5 kg)	40 lbs. (18.4 kg)	43 lbs. (19.5 kg)	50 lbs. (22.6 kg)	53.5 lbs. (19.5 kg)
		TECHNORA ROPE MODEL WEIGHT				27 lbs (12.2 kg)	27 lbs (12.2 kg)						

Advanced Digital Winch includes a mounting bracket. The Salalift™ II Winch includes a mounting bracket and carrying bag.

\* Power Drive units require overload protection clutch, not included.



**3-WAY SEALED-BLOK™ SRL**

**3-WAY SELF RETRACTING LIFELINES**

CABLE TYPE	WORKING LENGTH			
	30 ft. (9.1 m)	50 ft. (15.2 m)	85 ft. (25.9 m)	130 ft. (39.6 m)
GALVANIZED STEEL	3400853	3400923	3400311	3400509
STAINLESS STEEL	3400857	3400924	3400309	3400508
WEIGHT	25 lbs. (11.3 kg)	34 lbs. (15.4 kg)	59.4 lbs. (27 kg)	82.8 lbs. (37.5 kg)

All of the 3-way SRLs above also include a mounting bracket and carrying bag.

## WINCH BRACKETS AND ACCESSORIES



### 8518506

#### ADJUSTABLE LADDER BRACKET

Designed to allow use of the ladder section(s) 8518507 with various base, sleeve and mast options. Installs over mast/extension.



### 8516491

#### 30 DEGREE INCLINE WINCH/SRL ADAPTER BRACKET

To attach winch/SRL to 11-1/2" - 27-1/2" offset upper mast.

**8516480 40 Degree Incline Winch/SRL Adapter Bracket** To attach winch/SRL to 23-1/2" - 42-1/2" inch offset upper mast.



### 8516824

#### QUICK RELEASE MOUNTING BRACKET

For Advanced Upper and Lower Masts.



### 8510207

#### WINCH/SRL ADAPTER WITH FLAT BACK

To attach DBI-SALA® winch/SRL to structures.

### 8518507

#### 8 FT LADDER SECTION

Complete with connector channels and positive pin locks. Can be connected to additional ladders (up to 5 sections) for a maximum length of 32 ft. (9.75 m)

**8518508** 4 ft. ladder section.



### 8517567

#### PADDED CARRYING BAG

For digital winch.



### 8512936

#### OVERLOAD PROTECTION CLUTCH

Features a maximum working load of 450 lbs.

**8512935 Overload Protection Clutch**

Features a maximum working load of 250 lbs.



### 1001210

#### RETRIEVAL WRISTLETS

Rescue/retrieval design is ideal for connection to victims wrists for narrow extractions.

Yoke wristlets attached to Y-lanyard with D-ring at end x 2 ft. (0.6 m)

**1001220 RETRIEVAL WRISTLET**

Attached with an O-ring at one end x 18". (.46 m)



### 1231460

#### Y-LANYARD

Rescue/retrieval design ideal for use with harness incorporating shoulder D-rings. Spreader bar with snap hooks at ends, D-ring at center x 2 ft. (0.6 m)

**1231470** Y-Lanyard without spreader bar x 2 ft. (0.6 m)



# CUSTOM SOLUTIONS

Unique situations call for special solutions. Capital Safety™ designed and built the systems below, for use in one-of-a-kind applications. If you do not find a solution within this catalog, contact us today and we'll work together to solve the challenge. We never compromise on rescue—neither should you.

## CUSTOM SOLUTION EXAMPLES



### STRAP MOUNTED DAVIT BASE

Custom base with tie-down straps provides anchorage point for davit system on raised manways and smaller storage tanks.



### BOLT-ON SIDE ENTRY SYSTEM

Custom designed to bolt onto a flanged side entry manway to provide an anchorage for a winch or 3-way SRL.



### BOLT-ON DAVIT BASE

Custom designed to bolt onto a flanged manway to provide an anchorage for a davit arm system.



### CONCRETE PARAPET CLAMP DAVIT BASE

Custom designed to attach to a concrete edge to provide an anchorage for a davit system.



### I-BEAM MOUNTED DAVIT BASE AND ARM

Custom base attaches to I-beams, providing an anchorage point for a basic davit arm.

CONFINED SPACE RESCUE

CALL CAPITAL SAFETY™ TODAY TO GET STARTED ON YOUR CUSTOM SOLUTION PERFORMANCE-DESIGNED FOR CRITICAL EMERGENCY SITUATIONS.

**IN YOUR  
BUSINESS,  
YOU CAN'T  
ALWAYS RELY  
ON 911.  
YOU HANDLE IT.**

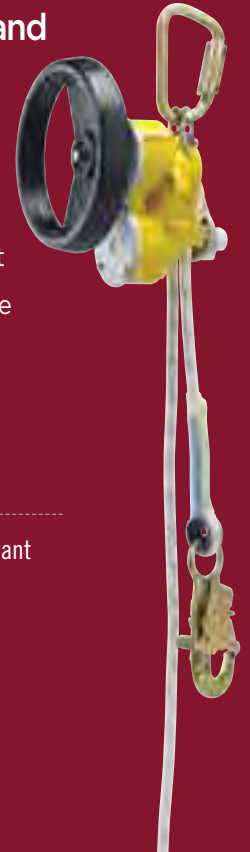


When things get real hairy, real fast, you can rely on Capital Safety™. That's because we have the most complete line of safe and effective rescue and retrieval gear in the industry. Our Rollgliss™ systems meet applicable industry standards.

Safety engineers and site directors trust us for our rugged, quality systems that operate fast and flawlessly. Often, a DBI-SALA® system has made the difference between life and death. Remember, during an emergency when quick escape or rescue is vital, every second counts.

### CHOOSING RESCUE AND DESCENT SYSTEMS

The type of jobsite, anchor location, working load and limit, and ease of use are some important considerations when choosing the appropriate rescue and descent system. A single rescue system cannot efficiently handle every scenario, performing well for one application but not another. Some rescue systems are easy to use for one application, while others require more skill but can be adapted for use in multiple situations. Please refer to the chart below and the following pages to assist you in choosing the proper system.



Rescue and Descent Scenario	Rollgliss™ Rescumatic™	Rollgliss™ Descender	Rollgliss™ RPD	Rollgliss™ R250	Rollgliss™ R350	Rollgliss™ R520	Rollgliss™ R550	Rollgliss™ Tech Rescue	Rollgliss™ Self Rescue	Rollgliss™ Fisk Descender™
Evacuation/Emergency Escape	■	■	■	N/A	■	■	■	■	■	■
Automatic Controlled Descent	■	■	N/A	N/A	N/A	■	■	N/A	N/A	N/A
Work Positioning	N/A	N/A	■	N/A	■	N/A	N/A	■	N/A	■
User Controlled Ascent (Self Rescue)	N/A	N/A	■	N/A	■	N/A	N/A	■	N/A	N/A
User Controlled Descent (Self Rescue)	■	■	■	N/A	■	■	■	■	■	■
Co-Worker Controlled Ascent (Assisted Rescue)	N/A	N/A	■	■	■	N/A	■	■	N/A	N/A
Co-Worker Controlled Descent (Assisted Rescue)	■	■	■	■	■	N/A	■	■	N/A	■
Can Be Used Over a Leading Edge	N/A	N/A	N/A	N/A	N/A	■	■	■	N/A	N/A
Capable of Doing Pick-Offs	N/A	N/A	■	N/A	■	N/A	■	■	N/A	N/A
Rescue Retrieval Pole Capable	N/A	N/A	■	■	■	■	■	■	N/A	N/A
Maximum Height of Operation (Feet)	1000	200	450 (3:1)	99	330 (3:1)	500	1640	Unlimited	55	Unlimited
Lifeline Needed per ft. of Rescue Height	1	1	3-4	1	2-5	1	1	1	1	1
Maximum Number of Users (Emergency Use)	1	1	2	1	2	1	2	2	1	1

- Minimal training, primary use of device.
  - Moderate training, secondary use of device.
  - Requires additional training.
- N/A Not applicable.

Some Models Equipped with





## R550 RESCUE AND DESCENT DEVICE

Don't complicate a rescue - the Rollgliss™ R550 keeps things simple. It's the lightest, most compact, easy to use design on the market. It offers the choice of rescue, evacuation, or the versatility of assisted rescue with lifting capabilities. When every second counts, count on the R550.

### DRILL ADAPTOR -

Provides a mechanical option to raise a victim. Compatible with most cordless hand drills.



### DURABLE ROPE -

3/8" (9.5mm) Static kernmantle Rope NFPA - L rated for durability.

### MULTIPLE LENGTH OPTIONS

Lengths between 50 ft (15 m) and 500 ft (152m). Rope bag included with each model.

**3327050**  
Model Shown



▪ **CAST ALUMINUM HOUSING**  
Lightweight and extremely durable cast housing.

▪ **BI-DIRECTIONAL HUB**  
Rope descends from either side which brings one hook up as the other goes down, allowing for immediate use after each descent.

▪ **ANCHORAGE**  
Used to anchor the device with either a carabiner or sling.

▪ **INTEGRATED ROPE EARS**  
Allows for greater descent speed control in assisted rescues.

▪ **DUAL BRAKES**  
Automatic descent with added security, safety and peace of mind.

**EXTREMELY COMPACT**  
The R550 is the lightest, most compact unit on the market in its class.

▪ **OPTIONAL LADDER BRACKET**  
Sold separately (3320014).



Super Tough nylon makes the R550 rescue wheel lightweight and durable. Its ergonomic design allows the user a better grip and more control.

▪ **LIFELINE HOOK**  
Patented self locking snap hook is industry preferred and compatible with our First-Man-Up™ System for remote rescue capabilities.

## ESCAPE UNITS

Includes carabiner (2), 4 ft. (1.22 m) anchor sling and rope bag.

PART #	LENGTH	WEIGHT
3325100	100 ft. (31 m)	12.75 lbs. (5.78 kg)
3325200	200 ft. (61 m)	16.55 lbs. (7.51 kg)
3325275	275 ft. (84 m)	19.40 lbs. (8.80 kg)
3325300	300 ft. (92 m)	20.35 lbs. (9.23 kg)



## RESCUE UNITS

Includes carabiner (2), 4 ft. (1.22 m) anchor sling and rope bag.

PART #	LENGTH	WEIGHT
3327050	50 ft. (16 m)	11.95 lbs. (5.42 kg)
3327100	100 ft. (31 m)	13.85 lbs. (6.28 kg)
3327150	150 ft. (46 m)	15.75 lbs. (7.14 kg)
3327200	200 ft. (61 m)	17.65 lbs. (8.01 kg)
3327275	275 ft. (84 m)	20.50 lbs. (9.30 kg)
3327300	300 ft. (92 m)	21.45 lbs. (9.73 kg)
3327325	325 ft. (100 m)	22.40 lbs. (10.16 kg)
3327350	350 ft. (107 m)	23.85 lbs. (10.82 kg)
3327400	400 ft. (122 m)	25.75 lbs. (11.68 kg)
3327450	450 ft. (137 m)	27.65 lbs. (12.54 kg)
3327500	500 ft. (153 m)	29.55 lbs. (13.40 kg)

## RESCUE UNITS W/CASE

Includes edge protector, 4 ft. (1.22 m) anchor sling (2), 2.5 ft. (.76 m) anchor sling, pulley, rope grab, carabiner (3), rope bag, and humidity case.

PART #	LENGTH	WEIGHT
3326100	100 ft. (31 m)	35.3 lbs. (16.01 kg)
3326300	300 ft. (92 m)	42.9 lbs. (19.46 kg)
3326350	350 ft. (107 m)	44.8 lbs. (20.32 kg)



### 9508289

Fully sealed case provides 10 year minimum storage life. External humidity indicator allows user to inspect the seal without opening case.

## ACCESSORIES

### 9506162

Rope Bag



### 2104523

Rescue Pole



### 3620005

4 ft. (1.22 m)  
Anchoring Sling




### 2104529

Rescue Pole  
Snap Hook Adaptor



### 3620004

2.5 ft. (.76 m)  
Anchoring Sling



### 3320014

Ladder Bracket



### 3320003

Edge Protector  
w/Carabiner



### 9508289

Humidity Case



### 9504733

Pulley



### 2000112

Carabiner 11/16"  
(1.75 cm) Gate



### AC202D/0

Rope Grab



### 2000114

Carabiner 2 3/16"  
(5.56 cm) Gate



## SPECIFICATIONS

PART #	DESCRIPTION
	Max. Descent Height (1 person)
	1640 ft. (500 m)
	Max. Descent Height (2 person)
	575 ft. (175 m) at 620 lb. (282 kg)
	Max. Person
	2
	Max. Weight
	620 lb. (282 kg)
	Max. Descent Distance
	17,814 ft. (5430 m) at 310 lb. (141 kg)
	Hoisting Capacity (1 person)
	310 lb. (141 kg)
	Max. Hoist Height (1 person)
	33 ft. (10 m)
	Descent Speed
	2-3 ft. (0.6 - 0.9m) per second
	Factory Inspection Frequency (Unsealed)
	At least every 5 years
	Factory Inspection Frequency (Sealed)
	At least every 10 years
	Standards
	OSHA, ANSI Z359.4-2013, CSA Z259.2.3-12
	Rope
	3/8 in. (9.5mm) Kernmantle
	Snap Hooks
	Plated Steel
	Housing Material
	Aluminum Alloy
	Mechanical Advantage
	40:1

Custom rope lengths available.

**SMALLER,  
LIGHTER,  
EASIER,  
SAFER.**

**rollgliss™**

**R520 RESCUE AND  
DESCENT DEVICE**

**EXTREMELY COMPACT**

The Rollgliss™ R520 is the lightest, most compact unit on the market in its class.



PART #	LENGTH	WEIGHT
3305040	50 ft. (15 m)	6.4 lbs. (2.9 kg)
3305041	100 ft. (30 m)	8.6 lbs. (3.9 kg)
3305042	200 ft. (61 m)	13.0 lbs. (5.9 kg)
3305043	300 ft. (91 m)	17.4 lbs. (7.9 kg)
3305044	400 ft. (122 m)	21.8 lbs. (9.9 kg)
3305045	500 ft. (152 m)	26.2 lbs. (11.9 kg)

**INTEGRATED ROPE EARS**

Allows for greater descent speed control in assisted rescues.

**CAST ALUMINUM HOUSING**

Lightweight and extremely durable cast housing.

**DURABLE ROPE**

3/8" (9mm) Static Kernmantle Rope NFPA – L rated for durability.

**STEEL SNAP HOOKS**

3/4" (19mm) gate opening— 3,600 lb. (16kN) gate strength.

**ANCHORAGE**

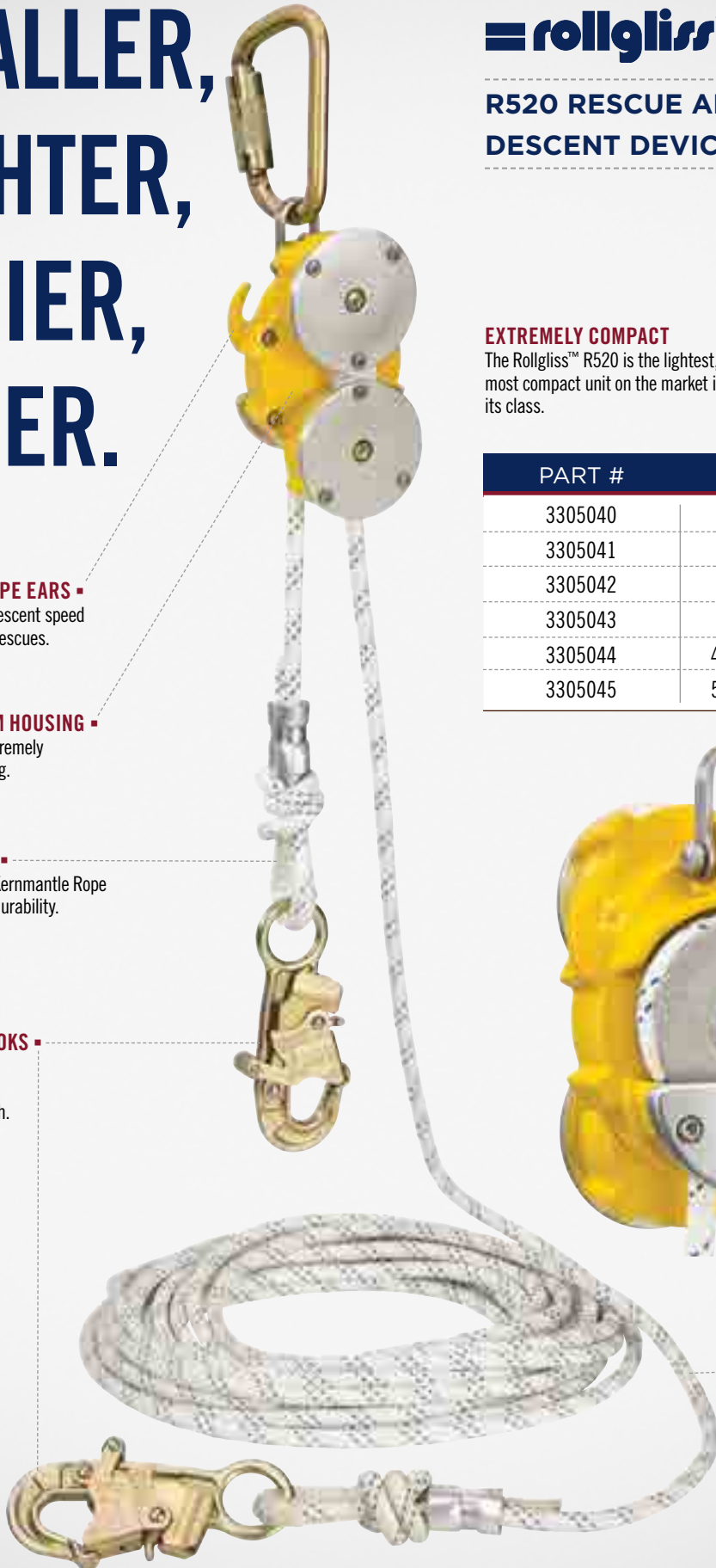
Used to anchor the device with either a carabiner or sling.

**BI-DIRECTIONAL HUB**

Rope descends from either side which brings one hook up as the other goes down. Allowing for immediate use after each descent.

**MULTIPLE LENGTH OPTIONS**

Lengths between 50 ft. (15 m) and 500 ft. (152 m). Rope bag included with each model.



# BORN IN THE MINES, RAISED ON DRILLING RIGS.

## ROPE RESCUE PRODUCTS MADE FOR WORK, NOT PLAY.

Capital Safety™ introduces the new Rollgliss™ rescue family of products—products that are built to last and excel in harsh environments, ensuring the safety and security of those individuals risking their lives to protect us.

The Rollgliss™ Technical Rescue product line meets the needs of rescuers for rigging, encompassing everything from single descent systems to complicated flying foxes. The Rollgliss™ Technical Rescue Range compliments our already-established line of Industrial Rescue systems, including pre-rigged rescue kits like the Rollgliss™ R350, Rollgliss™ R550 and more.

Trust in the strength of a product that was made for working hard. When your life and the lives of others depend on it, you want to know that your rescue kit won't fail you.

### DESCENDERS:

#### NOWORRIES™ SINGLE STOP DESCENDER RANGE

Part #	Style	Material	Surface Finish	Suits Rope
8700068	Single Rope	Alum	Anodized Red	7/16"-1/2" (10.5-13 mm)
8700070	Single Rope	SS	Stainless Steel	7/16"-1/2" (10.5-13 mm)
8700071	Double Rope	Alum	Anodized Blue	7/16"-1/2" (10.5-13 mm)



#### NOWORRIES™ DOUBLE STOP DESCENDER RANGE

Part #	Color	Cheeks	Surface Finish	Suits Rope
8700077	Green	Alum	Anodized Gold	1/2" (13 mm)
8700079	Red	Alum	Anodized Gold	7/16" (11 mm)
8700081	Silver	SS	Stainless Steel	7/16" (11 mm)

#### NOWORRIES™ MANUAL DESCENDER RANGE

Part #	Style	Material	Surface Finish	Suits Rope
8700084	5 Hole Descender	Alum	Anodized Gold	3/8"-5/8" (9-16 mm)
8700089	5 Bar Descender	Alum	Anodized Gold	3/8"-1/2" (9-13 mm)

### RIGGING PLATES:

#### RIGMASTER™ RIGGING PLATE RANGE

Part #	Style	Rigging Points	Surface Finish
2189996	Large Rectangular	14	Anodized Gold
2189998	Oval With Rubber Ring	10	Anodized Gold
2189997	Small Triangle	6	Anodized Gold
2189999	Paw Shaped	5	Anodized Gold
2189983	Large Rectangular	14	Anodized Gold



### ANCHOR STRAPS:

Part #	Length	Material	Minimum Breaking Strength (rated in choke)
3699998	1.5 ft. (500 mm)	1" (25 mm) Round Webbing	7,875 lbs. (35 kN)
3699952	3 ft. (1000 mm)	1" (25 mm) Round Webbing	7,875 lbs. (35 kN)
3699953	5 ft. (1500 mm)	1" (25 mm) Round Webbing	7,875 lbs. (35 kN)
3699954	6.5 ft. (2000 mm)	1" (25 mm) Round Webbing	7,875 lbs. (35 kN)
3699997	10 ft. (3000 mm)	1" (25 mm) Round Webbing	7,875 lbs. (35 kN)



RESCUE AND DESCENT

# RESCUE AND DESCENT

## CARABINERS & QUICK LINKS:

### RIGMASTER™ CARABINERS



8700561



8700167



8700168



8700201



2000172



8700200



8700198



2000171



2000117



2000114



2000025



### QUICK LINKS



9509238



8700425

	Part #	Description	Material	Gate Opening	Locking Mechanism	Minimum Breaking Strength
RESCUE	8700561	Oval Carabiner With Pin Captive Eye	Steel	5/8" (16 mm)	Screw Gate	5,625 lbs. (25 kN)
	8700167	Oval Carabiner	Alum	3/4" (19 mm)	Screw Gate	5,000 lbs. (22 kN)
	8700168	Small Offset D Rescue Carabiner	Alum	5/8" (16 mm)	Screw Gate	6,750 lbs. (30 kN)
	8700201	Large Offset D Rescue Carabiner	Steel	1.13" (29 mm)	Screw Gate	12,150 lbs. (54 kN), 3,600 lbs. (16 kN) gate
	2000172	Large Offset D Rescue Carabiner	SS	1.13" (29 mm)	Autolock, Triple Action	7,875 lbs. (35 kN)
	8700200	Small Offset D Rescue Carabiner	Alum	5/8" (16 mm)	Autolock, Triple Action	6,750 lbs. (30 kN)
	8700198	Medium Offset D Rescue Carabiner	Alum	7/8" (22 mm)	Screw Gate	8,100 lbs. (36 kN)
	2000171	Medium Offset D Rescue Carabiner	Alum	1" (25 mm)	Autolock, Double Action	5,625 lbs. (25 kN)
ANSI	2000117	Medium Offset D Fall Arrest Carabiner, Captive Eye, ANSI Rated	Steel	3/4" (19 mm)	Autolock, Double Action	5,000 lbs. (22 kN), 3,600 lbs. (16 kN) gate
	2000114	Extra Large Parabiner Fall Arrest Carabiner, Captive Eye, ANSI Rated	Steel	2.13" (54 mm)	Autolock, Double Action	7,875 lbs. (35 kN), 3,600 lbs. (16 kN) gate
	2000025	Medium Parabiner Fall Arrest Carabiner, ANSI Rated	Alum	3/4" (19 mm)	Autolock, Triple Action	5,000 lbs. (22 kN), 3,600 lbs. (16 kN) gate
Quick Links	9509238	Delta Style Quick Link	Steel	1/4" (7 mm)	Manual Closing Screw	10,125 lbs. (45 kN)
	8700425	D Style Quick Link	Steel	3/8" (10 mm)	Manual Closing Screw	10,125 lbs. (45 kN)



## ROPES:

Part #	Description	Construction	Length
8705115	Rope Lifeline Finished Both Ends With A Thimble	7/16" (11 mm) Static Kernmantle, Poly/Nylon	50 ft. (15 m)
8705116	Rope Lifeline Finished Both Ends With A Thimble	7/16" (11 mm) Static Kernmantle, Poly/Nylon	100 ft. (30 m)
8705117	Rope Lifeline Finished Both Ends With A Thimble	7/16" (11 mm) Static Kernmantle, Poly/Nylon	200 ft. (60 m)
8705118	Rope Lifeline Finished Both Ends With A Thimble	7/16" (11 mm) Static Kernmantle, Poly/Nylon	325 ft. (100 m)
8705119	Rope Lifeline Finished Both Ends With A Thimble	7/16" (11 mm) Static Kernmantle, Poly/Nylon	410 ft. (125 m)
8705120	Rope Lifeline Finished Both Ends With A Thimble	7/16" (11 mm) Static Kernmantle, Poly/Nylon	650 ft. (200 m)
8705122	Rope Lifeline Finished Both Ends With A Thimble	1/2" (13 mm) Static Kernmantle, Poly/Nylon	50 ft. (15 m)
8705123	Rope Lifeline Finished Both Ends With A Thimble	1/2" (13 mm) Static Kernmantle, Poly/Nylon	100 ft. (30 m)
8705124	Rope Lifeline Finished Both Ends With A Thimble	1/2" (13 mm) Static Kernmantle, Poly/Nylon	200 ft. (60 m)
8705125	Rope Lifeline Finished Both Ends With A Thimble	1/2" (13 mm) Static Kernmantle, Poly/Nylon	325 ft. (100 m)
8705126	Rope Lifeline Finished Both Ends With A Thimble	1/2" (13 mm) Static Kernmantle, Poly/Nylon	410 ft. (125 m)
8705127	Rope Lifeline Finished Both Ends With A Thimble	1/2" (13 mm) Static Kernmantle, Poly/Nylon	650 ft. (200 m)
8700600	Sewn Loop Personal Chest Prusik	1/4" (6 mm) Kernmantle Prusik Cord, Poly/Nylon	1.7 ft. (0.52 m)
8700601	Sewn Loop Personal Chest Prusik	1/4" (6 mm) Kernmantle Prusik Cord, Poly/Nylon	3.9 ft. (1.2 m)
8700602	Sewn Loop Purcel	1/4" (6 mm) Kernmantle Prusik Cord, Poly/Nylon	5.6 ft. (1.7 m)
8700603	Sewn Loop Prusik For Foot End Of A Litter	1/4" (7 mm) Kernmantle Prusik Cord, Poly/Nylon	3 ft. (0.9 m)
8700604	Sewn Loop Prusik For Head End Of A Litter	1/4" (7 mm) Kernmantle Prusik Cord, Poly/Nylon	5.6 ft. (1.7 m)
8700605	Sewn Bound Loop Prusik Medium	5/16" (8 mm) Kernmantle Prusik Cord, Poly/Nylon	1.3 ft. (0.4 m)
8700606	Sewn Bound Loop Prusik Medium	5/16" (8 mm) Kernmantle Prusik Cord, Poly/Nylon	1.3 ft. (0.4 m)
8700607	Sewn Bound Loop Prusik Medium	5/16" (8 mm) Kernmantle Prusik Cord, Poly/Nylon	1.3 ft. (0.4 m)



## PULLEYS:

### RESCUEMATE™ RIGGING & PRUSIK MINDING PULLEYS

Part #	Style	Material	Diameter	Suits Rope
8700012	Single	Alum	1.5" (40 mm)	Up to 7/16" (11 mm)
8700018	Single	Alum	2" (50 mm)	Up to 1/2" (13 mm)
8700014	Double	Alum	2" (50 mm)	Up to 1/2" (13 mm)
8700017	Triple	Alum	2" (50 mm)	Up to 1/2" (13 mm)
8700021	Single, Double Ended	Alum	2" (50 mm)	Up to 1/2" (13 mm)
8700015	Double, Double Ended	Alum	2" (50 mm)	Up to 1/2" (13 mm)
8700528	Triple, Double Ended	Alum	2" (50 mm)	Up to 1/2" (13 mm)
8700013	Prusik Minding Single	Alum	1.5" (40 mm)	Up to 7/16" (11 mm)
8700022	Prusik Minding Single	Alum	2" (50 mm)	Up to 1/2" (13 mm)



8700012



8700018



8700014



8700017



8700013



8700015



8700528



8700021



8700022



8700053



8700057



8700039

### RESCUEMATE™ TRANSPORT PULLEYS

Part #	Style	Material	Diameter	Suits Rope
8700053	Tyrolean "T"	Alum	3" (80 mm)	Up to 15/16" (24 mm)
8700057	Tyrolean "V"	Alum	2.25" (60 mm)	Up to 1/2" (13 mm)
8700039	Knot Passing	Alum	3" (80 mm)	7/16"-3" (11-80 mm)

# RESCUE AND DESCENT

## HAUL KITS:

Rollgliss™ RescueMate™ Haul Kits provide a pre-rigged 4:1 or 6:1, raising and lowering system with integrated progress captures cams, designed for personnel rescue and positioning. The RescueMate™ Haul Kits are offered in three models with either manual or automatic locking/unlocking cams providing a safe and efficient progress capture system.

### RESCUEMATE™ MICRO HAUL KIT

Part #	Mechanical Advantage	Working Length	Rope Size	Working Load Limit
8701100	6:1	6.5 ft. (2 m)	5/16" (8 mm)	660 lbs. (300 kg)
8701101	6:1	10 ft. (3 m)	5/16" (8 mm)	660 lbs. (300 kg)
8701102	6:1	13 ft. (4 m)	5/16" (8 mm)	660 lbs. (300 kg)

### RESCUEMATE™ MANUAL LOCK HAUL KIT

Part #	Mechanical Advantage	Working Length	Rope Size	Working Load Limit
8702098	4:1	33 ft. (10 m)	7/16" (11 mm)	660 lbs. (300 kg)
8702099	4:1	66 ft. (20 m)	7/16" (11 mm)	660 lbs. (300 kg)
8702100	4:1	98 ft. (30 m)	7/16" (11 mm)	660 lbs. (300 kg)

### RESCUEMATE™ AUTO LOCK HAUL KIT

Part #	Mechanical Advantage	Working Length	Rope Size	Working Load Limit
8704104	4:1	33 ft. (10 m)	7/16" (11 mm)	660 lbs. (300 kg)
8704105	4:1	50 ft. (15 m)	7/16" (11 mm)	660 lbs. (300 kg)
8704107	4:1	100 ft. (30 m)	7/16" (11 mm)	660 lbs. (300 kg)
8704108	4:1	130 ft. (39 m)	7/16" (11 mm)	660 lbs. (300 kg)
8705104	6:1	33 ft. (10 m)	7/16" (11 mm)	660 lbs. (300 kg)
8705105	6:1	46 ft. (14 m)	7/16" (11 mm)	660 lbs. (300 kg)



## ACCESSORIES

### ROPE PROTECTION - SYNTHETIC

PART #	TYPE	MATERIAL	SURFACE FINISH	RIGGING POINTS
1270035	Wrap around	Canvas	Fabric	1



### ROPE PROTECTION - MECHANICAL

PART #	TYPE	MATERIAL	SURFACE FINISH	RIGGING POINTS
8700141	For Man Made Edges	Aluminum	Powder Coat	8 on each bay
8700142	For Natural Surfaces	Aluminum	Anodized	4
8700302	For Man Made & Natural Surfaces	Aluminum	Anodized	4 end quick



### ROPECRAFT™ BAGS

PART #	SIZE	VOLUME	ROPE FITTING GUIDE (APPROX.)	MATERIAL
8700225	S	1,525 ci (25 L)	Fits 164 ft. x 7/16" (50 m x 11 mm) or 82 ft. x 1/2" (25 m x 13 mm)	PVC
8700222	M	2,440 ci (25 L)	Fits 328 ft. x 7/16" (100 m x 11 mm) or 164 ft. x 1/2" (50 m x 13 mm)	PVC
8700223	L	3,050 ci (25 L)	Fits 655 ft. x 7/16" (200 m x 11 mm) or 328 ft. x 1/2" (100 m x 13 mm)	PVC
8700224	XL	3,660 ci (25 L)	Fits 980 ft. x 7/16" (300 m x 11 mm) or 655 ft. x 1/2" (200 m x 13 mm)	PVC

### ADJUSTABLE ROPE POSITIONING LANYARD

#### 1234080

Aluminum carabiner on one end and rope adjustor w/aluminum carabiner at the other end x 8 ft. (2.4 m)



#### 1234081

Steel carabiner on one end and rope adjustor w/steel carabiner at the other end x 8 ft. (2.4 m)



8700224



## SWIVEL & GEAR ROLL

### SWIVEL

**8700144** Minimum Breaking Strength 9,000 lbs. (40 kN)



### RIGMASTER™ GEAR ROLLS

PART #	SIZE	GEAR POCKETS	CARABINER HOOKS	MATERIAL
8700397	Small	4	7	PVC
8700398	Large	14	20	PVC



**8700397**



**8700398**

## ASCENDERS

### HAND ASCENDERS

**8700523** Left-Hand with rope size of 7/16"-1/2". (10.5-13 mm)

**8700524** Right-Hand with rope size of 7/16"-1/2". (10.5-13 mm)

**8900249** Rollgliss™ 13 mm rope control device.



**8700523**

### CHEST ASCENDERS

**8700522** Gold, Retrofit with rope size of 7/16"-1/2" (10.5-13 mm)

### EXPLORER FOOT LOOPS & ETRIER

PART #	STYLE	MATERIAL	LENGTH (APPROX.)
1219006	Single Leg	Webbing	Adjustable up to 6 ft. (1.8 m)
1219007	Double Leg	Webbing	Adjustable up to 6 ft. (1.8 m)
1219020	5 Step Etrier	Webbing	6 ft. (1.8 m)



**1219006**



**8700522**



**1219020**

## OZPOD™

Part #	Desc.	Max Height	Max Leg Spread
8700006	Rescue Frame	10 ft. (3 m)	13 ft. (4 m)





## R350 RESCUE SYSTEMS

The Rollgliss™ R350 system provides efficient hauling, but more importantly, very controlled lowering (a finger and thumb are all that is required to hold a load). This system also allows you to change the hauling ratios on the fly with quick release pulleys, allowing custom rigging for different applications and jobsites.

- Interchangeable pulley system with a 3:1 ratio standard (optional ratios of 2:1 to 5:1 available).
- Includes everything you'll need for efficient rescue.
- Rope retention bar does not allow rope to twist or overlap.
- Visual and audible function controls.
- Static kernmantle rope for optimum performance.
- Quick connect system allows fast insertion of various pulleys.



### ROLLGLISS™ R350 RESCUE AND DESCENT

**8902004** Rollgliss™ R350 Rescue System, 50 ft. travel / 200 ft. of 3/8" rope (15.25 m / 61 m), 3:1 ratio with pulleys, rope control device, anchor strap, carabiner and carrying bag.

**8902006** Rollgliss™ R350 Rescue System, 100 ft. travel / 400 ft. of 3/8" rope (30.5 m / 122 m), 3:1 ratio with pulleys, rope control device, anchor strap, carabiner and carrying bag.

Other lengths available in 10 ft. (3 m) increments. Accessories including 2:1, 4:1 and 5:1 pulleys are also available.

### ROLLGLISS™ RPD RESCUE POSITIONING SYSTEM

This system provides a safe, simple rescue system with features for raising, lowering and positioning during normal work activities. The RPD unit includes a speed sensing lock for added safety and allows you to manually lock off the device once you reach a work level. It's ideal for servicing buildings, bridges and dams, as well as within confined spaces. It may be operated by the user or a second standby worker.

- Pre-rigged for quick and easy installation and use.
- No special tools, power source or extensive skills needed.
- Built-in brake stops a fall should user lose control.
- Lock-out mechanism allows user to stop/start anywhere.
- 3:1 or 4:1 lifting ratio configurations available.
- Durable, corrosion resistant construction.

**3600050** Rollgliss™ Rescue Positioning Device, 50 ft. travel / 210 ft. of 3/8" rope (15.25 m / 64 m), 3:1 ratio with pulleys, rope anchor straps, two carabiners and carrying bag.

**3600100** Rollgliss™ Rescue Positioning Device, 100 ft. travel / 410 ft. of 3/8" rope (30.5 m / 125 m), 3:1 ratio with pulleys, rope anchor straps, two carabiners and carrying bag.

**3602050** Rollgliss™ Rescue Positioning Device, 50 ft. travel / 260 ft. of 3/8" rope (15.25 m / 79.3 m), 4:1 ratio with pulleys, rope anchor straps, two carabiners and carrying bag.

**3602100** Rollgliss™ Rescue Positioning Device, 100 ft. travel / 510 ft. of 3/8" rope (30.5 m / 155.5 m), 4:1 ratio with pulleys, rope anchor straps, two carabiners and carrying bag.

**3302002** Rescue Sling.





## DESCENDER

The Rollgliss® Descent Device will get personnel down safely from high places when quick escape is vital. Either vertical or sloped descent models are available to provide complete versatility and flexibility for any job site or work environment.

- Simple design for easy installation and use.
- No power source or special skills or tools required.
- Simply connect to harness and step off structure for evacuation.
- Use repeatedly without factory servicing after user inspection.
- Corrosion resistant construction for maximum durability.
- Wire rope lifeline for added durability in extreme environments.



**3303000**  
Model Shown

DESCENT TYPE	LIFELINE MATERIAL	AUTOMATIC OR MANUAL RETRACTION	LOW OR HIGH SPEED	115 ft. (35 m)	200 ft. (61 m)
VERTICAL	GALV	Auto	Low	3303000	
		Manual	Low		3303017
	SS	Auto	Low	3303002	
		Manual	Low		3303018
SLOPED	GALV	Auto	Low	3303001	
		Manual	High		3303015
	SS	Auto	Low	3303003	
		Manual	Low		3303019
			High		3303016

Sloped low speed models also include linkage, guide cable sleeve and suspension bars. Sloped high speed models include linkage, braking trolley and suspension bars.

## ROLLGLISS™ RESCUMATIC™ AUTOMATIC DESCENT CONTROLLER.

Provides safe, automatic controlled descent from overhead cranes, towers, buildings or other heights. The system safely lowers the endangered worker, or workers, at a controlled rate of 3 ft. (0.9 m) per second.



**3300050**

- Pre-rigged for quick and easy installs and use.
- No power source or special skills or tools required.
- Simply don body support and step off structure for evacuation.
- Bidirectional design, one end of lifeline descends while other ascends.
- Galvanized wire core polyester rope for added strength.

**3300050** 50 ft. (15.2 m) Rollgliss™ Rescumatic™ system with body support, anchoring carabiner, rope spool and bag.

**3300100** 100 ft. (30.5 m) Rollgliss™ Rescumatic™ system with body support, anchoring carabiner, rope spool and bag.

**3300150** 150 ft. (45.7 m) Rollgliss™ Rescumatic™ system with body support, anchoring carabiner, rope spool and bag.

**3300200** 200 ft. (61 m) Rollgliss™ Rescumatic™ system with body support, anchoring carabiner, rope spool and bag.

Other lengths available—please call Capital Safety™ for details.



## 3304001

### ROLLGLISS™ SELF RESCUE DEVICE

Ideal for use in bucket trucks, you simply connect the system to an anchorage point capable of supporting 1,500 lbs. and you're ready to go. Then don the body support and simply throw the small bag with the lifeline webbing over the edge and begin your descent. As you adjust the hand-lever up or down, you can control the speed of your descent. An added bonus is that the system can be used by two workers in an assisted descent situation.



- Has a 50' assembly.
- Compact, simple and reusable design.
- Installs in seconds.
- Hand-lever provides complete control of descent rate.
- Permanently attached support slings.
- Non-conductive/corrosive construction.

## 2103189

### ROLLGLISS™ FISK DESCENDER™

The Rollgliss™ Fisk Descender™ is a simple, effective descent control system designed for durability, thermal capacity and smooth flow. During descent, the operators can tie-off the system and position themselves at a specific work level. It is also very reliable, requiring minimal maintenance and can be used in a variety of applications, including window washing, tower and turbine work.

- Gentle flow for 19" (48.3 cm) of lifeline to pass through the descender.
- Large radius for smoother descent and less wear to lifeline.
- Reduction in rope hockling and torsional twist.
- Durable 304 stainless steel construction.




## 3604100

### ROLLGLISS™ SRL RESCUE DEVICE

This system is designed to rescue a worker who has fallen while using a cable self retracting lifeline. Utilizing either the chain or cable grab that comes with the system, it can be anchored to a separate structure, around the SRL housing or in-line with the SRL cable. Once anchored, it takes seconds to complete the installation and begin the rescue procedure.

- Simplistic design makes rescue of fallen personnel fast and efficient.
- System can be installed and ready for use in under a minute for added safety.
- Fits SRL cable sizes from 5/32" (4 mm) to 5/16" (8 mm)
- Lifting ratio of 6:1 - victim raised about 5" (12 cm) per stroke for rapid rescue .
- 420 lbs. (190 kg), single user capacity for jobsite flexibility.





## 8900292

### ROLLGLISS™ R250 RESCUE KIT

The system is simple, yet completely safe and efficient. It enables the rescuer to remove a person from danger without putting themselves at risk by descending to them.

- 33 ft. (10 m) travel length.
- Kit is easily transported in backpack type bags.
- Takes only a few minutes to set up and perform a rescue.
- Rescue is performed safely from above victim.
- Kit includes all necessary components for safe rescue.

### 8900293

Rollgliss™ Rescue Kit with 66 ft. (10 m) travel length.

### 8900294

Rollgliss™ Rescue Kit with 99 ft. (30 m) travel length.



## 8516294

### ROLLGLISS™ RESCUE LADDER

The Rollgliss™ ladder provides a way to assist rescue after a fall has occurred. It can be anchored to a structure and dropped down to the victim's level, so they can climb either up or down to safety. The ladder can be used by any able-bodied victim not incapacitated by the fall.

- Available in 8 ft. (2.4 m) sections.
- Extra sections can be added together for longer length.
- Includes three carabiners for attachment.

## 8516316

### ROLLGLISS™ RESCUE LADDER ANCHOR

Accessory plate for mounting rescue ladder to a davit arm or single anchorage point.



## 3601490

### TENSION LIMITER

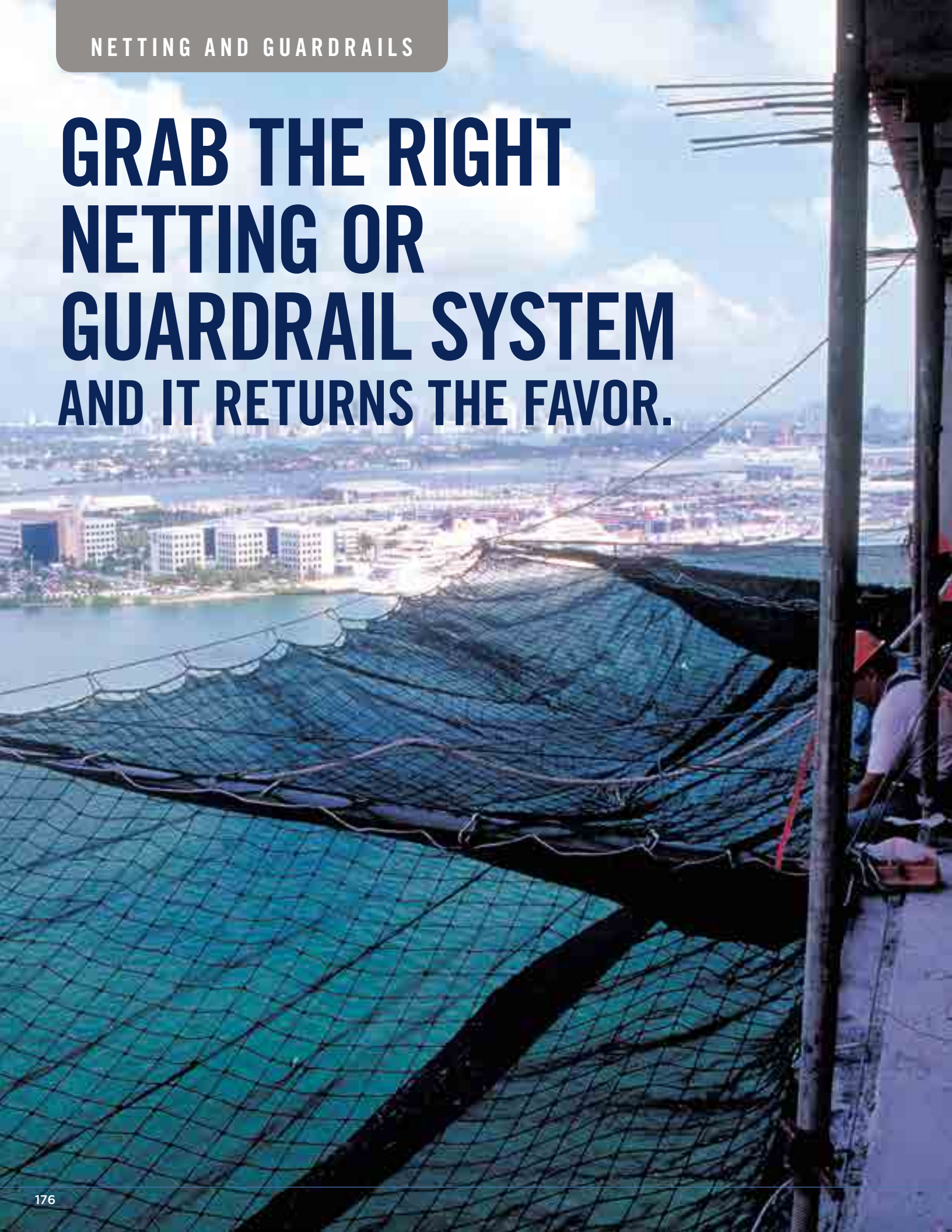
Unique device attaches to man-riding system in-line between the person and the raising/lowering line to warn operator and limit forces on an entangled worker.

- Limits loading on person to 400 lbs. (182 kg) to prevent severe injury when entangled.
- High visibility line is easy to see should deployment occur.
- Portable and lightweight for easy transport and quick set up.

Always use a separate back up fall protection device with this system.

RESCUE AND DESCENT

# GRAB THE RIGHT NETTING OR GUARDRAIL SYSTEM AND IT RETURNS THE FAVOR.





---

**Even if you never use it, you'll feel better knowing there's a DBI-SALA® netting or guardrail system protecting you.**

---

DBI-SALA nets and guardrails provide passive fall protection, which means that we provide protection that does not require the active involvement of a worker. Our Sinco™ netting systems lead the industry in strength, impact resistance, durability and worker confidence. Capital Safety™ manufactures many types of netting for various applications, and customize solutions to meet specific jobsite requirements. Our portable and permanent guardrail systems are extremely simple to set-up and offer unlimited configurations for accommodating your needs. All of our netting and guardrail systems meet or exceed OSHA and ANSI standards.





Adjust-A-Net™ System

## CHOOSING A NETTING SYSTEM

Look for quality in these features when selecting netting.

### TYPES OF NETTING AND NETTING SYSTEMS

Nets and netting systems are designed to do three things: catch debris, catch personnel or a combination of both. Nets with a wide mesh (holes) are primarily used to catch people. Nets with a smaller mesh can handle both. And some wide mesh personnel nets are available with liners so they double as debris nets. All meet strict OSHA and ANSI regulations.

#### QUALITY MATERIAL

DBI-SALA® netting is rot proof, mildew proof and has UV protection for longer lasting service. Typical netting materials are polypropylene and nylon. We use nylon. It's 47% stronger than polypropylene, provides a softer catch and resists chafing and abrasion. Flame retardant protection can be applied at the factory for added safety and long wear.

#### ADJUSTABILITY

The patented Adjust-A-Net™ is the only personnel net on the market that can be adjusted to fit the work area.

#### MESH SIZES AND LINERS

Meshes are available in many sizes and strengths, depending on the job. Some nets come with liners, so they catch both personnel and debris. The most common debris net mesh size is 1/8" (3 mm). A typical personnel net mesh size is 3-1/2" (87.5 mm). The diamond-shaped design dissipates strain throughout the net.



#### ANCHORING POINTS AND EASE OF INSTALLATION

DBI-SALA® netting systems are available with the related cable and hardware for installation to steel or concrete. They're lightweight and easy to handle for fast, safe installation and shifting from floor to floor.

#### SNAP HOOKS

DBI-SALA® netting systems feature a staggered system of lashed-in snap hooks, allowing the net to be quickly and easily connected.



Border Guard™ Stanchion

# PERSONNEL/ DEBRIS NETS

If you were to envision and create the ideal netting solution, your system would likely be designed to reliably catch both falling personnel and debris. Capital Safety™ has developed the technology to provide you with a single solution for both personnel and debris; because we all know that falls of either type can be detrimental to a project and a company.

## SINCO™ BORDER GUARD™

Border Guard™ is a DBI-SALA® exclusive. It's the first lightweight debris/personnel system made for rigging nets around the perimeter of new concrete buildings. Border Guard™ is a convenient, economical way to ensure protection, confidence and productivity at your building site. It allows single floor attachment for closer protection at the pour level. Unlike alternative systems, Border Guard™ comes in convenient units and installs with sturdy hardware that's half the weight of the old style net systems.

- Meets ANSI and OSHA standards for debris containment and for falls by personnel of 10 ft. or less.
- Easily installed, from one level without a crane or special equipment.
- Non-destructive floor clamps easily attach to concrete slabs.
- Nets extend 10' (3 m) out from floor edge.



## PERIMETER DEBRIS/PERSONNEL NET SYSTEMS

1 ea. net, 4" (10 cm) black mesh with 1/8" (3.2 mm) debris liner and snap hooks, 2 ea. floor clamps, 2 ea. 10' (3 m) arms, 2 ea. 1/2" (12.7 mm) shackles, 8 ea. bolts, 6 ea. cable assemblies, 2 ea. straps with cam buckles.

BORDER GUARD™ STARTER KIT			
10' x 10' (3 x 3 m)	10' x 15' (3 x 4.6 m)	10' x 25' (3 x 7.6 m)	15' x 30' (3 x 9 m)
4100089	4100091	4100006	4100151

Also available are Starter Kits with column bases. 2 arms, 2 concrete/I-Beam column clamps, net and hardware.

**4100047** Starter Kit, 10' x 25' (3 m x 7.6m), Column Base.

**4100155** Starter Kit, 10' x 30' (3 m x 9 m), Column Base.

*Additional size configurations,  
hardware kits and  
accessories are available.*

1 ea. net, 4" (10 cm) black mesh with 1/8" (3.2 mm) debris liner and snap hooks, 2 ea. floor clamps, 1 ea. 10' (3 m) arm, 1 ea. 1/2" (12.7 mm) shackle, 4 ea. bolts, 3 ea. cable assemblies, 1 ea. strap with cam buckle.

BORDER GUARD™ ADD-ON KIT			
10' x 10' (3 x 3 m)	10' x 15' (3 x 4.5 m)	10' x 25' (4.5 x 9 m)	10' x 30' (6 x 12 m)
4100092	4100093	4100007	4100153

Also available are Add-On Kits with column bases. 1 arm, 1 concrete/I-Beam column clamp, net and hardware.

**4100141** Add-On Kit, 10' x 10' (3m x 3m), Column Base.

**4100140** 4100140 Add-On Kit, 10' x 15' (3m x 4.6m), Column Base.

**4100139** Add-On Kit, 10' x 25' (3m x 7.6m), Column Base.

**4100156** Add-On Kit, 10' x 30' (3m x 9m), Column Base.

## 4100005 BORDER GUARD™ CORNER KIT

1 ea. 12' x 12' x 17' (3.6 m x 3.6 m x 5.2 m) net, 4" (10 cm) black mesh with 1/8" (3.2 mm), debris liner and snap hooks, 1 ea. cable assembly.

## 4100157 BORDER GUARD™ KIT HARDWARE PACK

# PERSONNEL NETS

Personnel nets are designed to catch workers in unprotected areas such as bridges, buildings, towers, dams, silos, atriums, shafts, stairwells and skylights.



## SINCO™ ADJUST-A-NET™ with Optional Debris Liner

Four basic Adjust-A-Net™ models fit any size or shaped work spaces. You can shrink one down for compact areas, reduce one side or the other for long, narrow applications or snap two together for the largest areas. Adjust-A-Net™ must be erected so that workers can never fall more than 25' (7.5 m).

- Adjustable straps allow 50% reduction of its original size.
- 3-1/2" (8.75 cm) provides better protection.
- Special coating protects from UV light, resists abrasion, bonds all convergent points.
- Built-in test cords allow evaluation of integrity.
- Rugged steel snap hooks placed every 48". (1.2 m)
- Available attached debris liner with 1/8" (3.2 mm) mesh.
- Long-wearing, high-tenacity nylon, tested to 17,500 lb. (70 kN)

ADJUST-A-NET™ PERSONNEL NETS							
DEBRIS LINER	10' x 5' (3 x 1.5 m)	10' x 10' (3 x 3 m)	10' x 15' (3 x 4.5 m)	15' x 30' (4.5 x 9 m)	20' x 40' (6 x 12 m)	25' x 50' (7.5 x 15 m)	30' x 60' (9 x 18 m)
No Debris Liner				4100100	4100101	4100102	4100103
Debris Liner	4100406	4100405	4100404	4100400	4100401	4100402	4100403



## SINCO™ FLYING FORM NET

Flying Form nets are made for today's multi-story buildings that use "flying forms" to construct concrete floors. Even though there are no tie-off anchorages above, it protects workers while they're placing the forming deck.

- One time installation.
- UV protected nylon mesh.
- Passive fall arrest and debris retention.

**4102003** Flying Form Netting System (specify custom size)



## SINCO™ POUR-IN-PLACE NET

Pour-In-Place netting provides personnel fall protection on unprotected floor openings. It's designed to cover small voids such as stairwells, mechanical chases or elevator shafts, by being poured into the concrete. Custom sizes are available.

- Passive fall arrest and debris retention.
- Durable nylon mesh.
- Fast, easy removal.

**4102001** Pour-In-Place net, 8' x 50' (2.4 m x 15.4 m), no border, black.

**4102002** Pour-In-Place net, 8' x 100' (2.4 m x 30.5 m), no border, black.

# DEBRIS NETS

Debris nets catch lightweight construction debris, tools and building materials. They prevent injury to workers, pedestrians, structures and materials below. Unlike hard hats, which protect only the head, Debris Nets offer protection from falling objects for the whole person. Perimeter debris nets meet OSHA and ANSI standards.

## SINCO™ VERTICAL DEBRIS NET

Its highly visible, bright orange mesh protects workers near building edges as a guardrail, and replaces mid-rail and toe boards, making it less expensive and easier to install. Designed for use with traditional cable set-ups, the nets are easy to remove, relocate, handle and store. Snap-on cable clips are available for easy attachment to the cables. The bottom edge of the net is quickly secured using a power tool that fires a nail into the tie-down plate.

- UV resistant, fire retardant.
- Exceeds OSHA's 200 lb. (90 kg) strength requirements and New York City construction codes.

VERTICAL NET DEBRIS SYSTEM				
NET COLOR	ATTACHMENT KIT	48" x 100'	48" x 150'	60" x 100'
Orange		4100200	4100202	4100201
	■	4100300		4100301
Blue		4100204		4100205
	■	4100304		4100305

**4100003** Attachment Kit, 50 Clips & 20 Tie-Down Plates.

**4100275** Cable Ties, 20" Nylon, 250 lb., 25-Pack.



## SINCO™ FLOOR-TO-CEILING DEBRIS NET

Our floor-to-ceiling panels provide complete containment of project debris and are strong enough to meet guardrail requirements for personnel. Debris panels are easily connected to a top and bottom cable and are reusable throughout the life of the project. Multiple floors can be protected, prior to clean up, and then nets can be rotated upward, ahead of the cladding or glazing operations.

### FLOOR-TO-CEILING DEBRIS NETTING SYSTEM

**4102000** Floor-to-Ceiling Vertical Net System  
3-layer netting, with snap hooks, 9'6" tall x 30'  
(2.9 m x 9.15 m)

**4195436** Floor-to-Ceiling Fastener Plates, 16-pack.

*Custom sizing available—please call.*



NETTING AND GUARDRAILS

## RACK GUARD ADJUSTABLE NETS GRAY, FIRE-RETARDANT WITH BORDERS

### MODEL #480 — 4" X 4" MESH — 4,000 LBS. LOAD RATING

<b>4101575</b>	9'4" x 12' (2.84 M x 3.65 M)	<b>4101583</b>	20'8" x 16' (6.29 M x 4.87 M)
<b>4101576</b>	9'4" x 16' (2.84 M x 4.87 M)	<b>4101585</b>	20'8" x 20' (6.29 M x 6.09 M)
<b>4101577</b>	9'4" x 20' (2.84 M x 6.09 M)	<b>4101580</b>	25' x 12' (7.62 M x 3.65 M)
<b>4101578</b>	12'4" x 12' (3.75 M x 3.65 M)	<b>4101584</b>	25' x 16' (7.62 M x 4.87 M)
<b>4101581</b>	12'4" x 16' (3.75 M x 4.87 M)	<b>4101586</b>	25' x 20' (7.62 M x 6.09 M)
<b>4101582</b>	12'4" x 20' (3.75 M x 6.09 M)	<b>4101571</b>	27'8" x 12' (8.41 M x 3.65 M)
<b>4101562</b>	16'4" x 12' (4.96 M x 3.65 M)	<b>4101572</b>	27'8" x 16' (8.41 M x 4.87 M)
<b>4101563</b>	16'4" x 16' (4.96 M x 4.87 M)	<b>4101573</b>	27'8" x 20' (8.41 M x 6.09 M)
<b>4101564</b>	16'4" x 20' (4.96 M x 6.09 M)	<b>4101574</b>	30'8" x 12' (9.32 M x 3.65 M)
<b>4101565</b>	18'4" x 12' (5.57 M x 3.65 M)	<b>4101623</b>	30'8" x 16' (9.32 M x 4.87 M)
<b>4101566</b>	18'4" x 16' (5.57 M x 4.87 M)	<b>4101568</b>	25' x 25' (7.60 M x 7.60 M)
<b>4101567</b>	18'4" x 20' (5.57 M x 6.09 M)	<b>4101550</b>	9'4" x 12' (2.84 M x 3.65 M)
<b>4101579</b>	20'8" x 12' (6.29 M x 3.65 M)	<b>4101551</b>	9'4" x 16' (2.84 M x 4.87 M)

### MODEL #245 — 2" X 2" MESH — 2,500 LBS. LOAD RATING

<b>4101552</b>	9'4" x 20' (2.84 M x 6.09 M)	<b>4101555</b>	25' x 12' (7.62 M x 3.65 M)
<b>4101553</b>	12'4" x 12' (3.75 M x 3.65 M)	<b>4101559</b>	25' x 16' (7.62 M x 4.87 M)
<b>4101556</b>	12'4" x 16' (3.75 M x 4.87 M)	<b>4101561</b>	25' x 20' (7.62 M x 6.09 M)
<b>4101557</b>	12'4" x 20' (3.75 M x 6.09 M)	<b>4101596</b>	27'8" x 12' (8.41 M x 3.65 M)
<b>4101587</b>	16'4" x 12' (4.96 M x 3.65 M)	<b>4101597</b>	27'8" x 16' (8.41 M x 4.87 M)
<b>4101588</b>	16'4" x 16' (4.96 M x 4.87 M)	<b>4101598</b>	27'8" x 20' (8.41 M x 6.09 M)
<b>4101589</b>	16'4" x 20' (4.96 M x 6.09 M)	<b>4101599</b>	30'8" x 12' (9.32 M x 3.65 M)
<b>4101590</b>	18'4" x 12' (5.57 M x 3.65 M)	<b>4101621</b>	30'8" x 16' (9.32 M x 4.87 M)
<b>4101591</b>	18'4" x 16' (5.57 M x 4.87 M)	<b>4101622</b>	30'8" x 20' (9.32 M x 6.09 M)
<b>4101592</b>	18'4" x 20' (5.57 M x 6.09 M)	<b>4101593</b>	25' x 25' (7.60 M x 7.60 M)
<b>4101554</b>	20'8" x 12' (6.29 M x 3.65 M)	<b>4101594</b>	25' x 30' (7.60 M x 9.12 M)
<b>4101558</b>	20'8" x 16' (6.29 M x 4.87 M)	<b>4101595</b>	25' x 36' (7.60 M x 10.94 M)
<b>4101560</b>	20'8" x 20' (6.29 M x 6.09 M)		

## RACK HARDWARE KITS

- 4101502** Flush Mount/Starter Kit (60') ¼" wire cable, (4) 3/8" eyebolts, (8) ¼" cable clamps, (4) ¼" thimbles, (50) 5/16" Snap Hooks, (2-packs) 20" Ties, (4) Flush Clamps.
- 4101500** Flush Mount/Add-On Kit (60') ¼" wire cable, (4) 3/8" eyebolts, (8) ¼" cable clamps, (4) ¼" thimbles, (50) 5/16" snap hooks, (2-packs) 20" ties, (2) flush clamps.
- 4101506** Offset Mount/Starter Kit (115') ¼" wire cable, (8) 3/8" eyebolts, (16) ¼" cable clamps, (8) ¼" thimbles, (100) 5/16" snap hooks, (1-pack) 20" ties, (4) offset clamps.
- 4101505** Offset Mount/Add-On Kit (115') ¼" wire cable, (8) 3/8" eyebolts, (16) ¼" cable clamps, (8) ¼" thimbles, (100) 5/16" snap hooks, (1-pack) 20" ties, (2) offset clamps.
- 4101503** Extension Starter Kit — Flush (2) extensions, (2) diagonal braces, (2) flush clamps, (2) backstay braces.
- 4101501** Extension Add-On Kit (1) extension, (1) backstay brace.
- 4101504** Extension Starter Kit — Offset (2) extensions, (2) diagonal braces, (2) offset clamps, (2) backstay braces.





## CONVEYOR ADJUSTABLE NETS BLACK, FIRE-RETARDANT WITH BORDERS

**MODEL #130 — 1" X 1" MESH — 1,000 LBS. LOAD RATING**

**4100016**

9' x 25' (2.74 M x 7.62 M)

**4100015**

9' x 50' (2.74 M x 15.24 M)

**4100018**

3' x 25' (0.91 M x 7.62 M)

**4100017**

3' x 50' (0.91 M x 15.24 M)

### CONVEYOR HARDWARE KITS

**4100020**

Box Shaped Guard Kit (25' or 50' Run) (220') ¼" wire cable, (8) 3/8" eyebolts, (4) 3/8" turnbuckles, (8) ¼" thimbles, (16) ¼" cable clamps, (100) 5/16" snap hooks, (1-pack) 9" ties.

**4100019**

Side Guard Kit (25' or 50' Run) (110') ¼" wire cable, (4) 3/8" eyebolts, (2) 3/8" turnbuckles, (2) ¼" thimbles, (8) ¼" cable clamps, (100) 5/16" snap hooks, (1-pack) 9" ties.

**4195161**

Optional J-Guide for 5/8" or ½" Threaded Rod.

# NETTING AND GUARDRAILS



## PORTABLE GUARDRAIL SYSTEM

This system acts as a barrier preventing personnel from falling to lower levels, thus eliminating the fall hazard. This system can protect employees with little or no training, special maintenance or gear.

- Free-standing system eliminates surface penetration.
- Built-in rail and toe board receptacles allow for infinite configurations.
- Rubber pad provides skid resistance and protects the roof surface.
- Ergonomic handles allow for easy transportation and set-up.
- Fast and easy set-screw installation, insert rail and tighten.
- Corrosion resistant construction for longevity.
- Custom colors available upon request.



**7900061**

### GUARDRAIL

6 ft. (1.8 m) guardrail section, steel, powder coated.

**7900062** 8 ft. (2.4 m) guardrail section.

**7900063** 10 ft. (3 m) guardrail section.

**7900067** 6 ft. (1.8 m) guardrail section, galvanized.

**7900069** 8 ft. (2.4 m) guardrail section, galvanized.

**7900068** 10 ft. (3 m) guardrail section, galvanized.



**7900060**

### GUARDRAIL BASE

Galvanized base assembly for guardrail system, 70 lbs. (32 kg)



**7900005**

### GUARDRAIL SPLICE KIT

Powder coated steel splice kit allows user to connect customized shortened rail sections together.



**7900007**

### GUARDRAIL GATE

Powder coated steel swing gate, adjustable from 23" - 38". (58.4 cm - 96.5 cm)

## GUARDRAIL ACCESSORIES

**7900008** Guardrail Roof Hatch Kit, includes: (4 ea.) 7900060 Guardrail Bases, (1 ea.) 7900007 Guardrail Gate, (3 ea.) 7900005 Guardrail Splice Kits, (3 ea.) 7900061 6 ft. (1.8 m) Rails.

**7900054** Guardrail Base Transport Cart, accommodates 4 bases (not shown).




# PORTABLE CONSTRUCTION GUARDRAIL SYSTEM

This system acts as a barrier preventing personnel from falling to lower levels, thus eliminating the fall hazard. This system can protect employees with little or no training, special maintenance or gear.

- Mounts in both parapet and edge grab configurations for jobsite versatility.
- Rapid clamping system expands from 6" to 24" (15.25 cm to 61 cm)
- Durable zinc plated finish for corrosion resistance and longevity.
- Supports both top and mid-rail guardrails, and toe boards when used in edge grab configuration.
- Use with standard wood 2 x 4's or other common guardrail materials.

PARAPET CONFIGURATION



## 7901000

### PORTABLE CONSTRUCTION GUARDRAIL STANCHION

Zinc plated steel stanchion mounts in both parapet and edge grab configurations to wood or concrete, clamp expands from 6"-24" (15.25 cm to 61 cm). Use with standard wood 2 x 4's.



EDGE GRAB CONFIGURATION



## EZ-LITE™ GUARDRAIL

A safety solution designed to provide a passive fall protection barrier at leading edges or internal openings. This includes walk-in coolers and other indoor structure where there are no overhead fall protection anchorage points. DBI-SALA® EZ-Lite™ Guardrails require no special gear, minimal training and are low maintenance.

### DBI-SALA® EZ-LITE™ GUARDRAIL SYSTEM

Install on sheetmetal surfaces (26 gauge or thicker) to provide a passive fall protection barrier at leading edges or internal openings.



### SYSTEM COMPONENTS

#### 7900092 POST ASSEMBLY

Posts can be positioned up to 8 ft. apart.



#### 7900091 INTERMEDIATE BASE KIT

Mount bases at the edge of the work surface.

#### 7900090 CORNER BASE KIT

Mount bases at the corners of the structure.

#### ADDITIONAL SUPPLIES REQUIRED

- 2'x 4' Wood Top-Rails.
- 1'x 4' Wood Toeboard Rails.

#### 7900093 CHAIN GATE ASSEMBLY KIT

- Adjustable up to 2 ft. wide for various location options.
- Can be installed with either Intermediate Base or Corner Base Kit.



#### 7900088 CABLE HARDWARE KIT

Use with 50 ft. or 100 ft. cable.

#### 7900089 50 FT CABLE

#### 7900094 100 FT CABLE

# PART NUMBER & PAGE INDEX

1000002.....	44	1003220.....	24, 43	1105475.....	42	1108652.....	37	1110576.....	40	1113040.....	21
1000003.....	44	1003221.....	24, 43	1105825.....	43	1108657.....	37	1110577.....	40	1113046.....	21
1000004.....	44	1003222.....	24, 43	1105826.....	43	1108675.....	35	1110578.....	40	1113049.....	21
1000005.....	44	1003230.....	24	1105827.....	43	1108676.....	35	1110600.....	39, 135	1113052.....	21
1000022.....	44	1100300.....	36	1105828.....	43	1108677.....	35	1110602.....	39	1113055.....	21
1000023.....	44	1100301.....	36	1106100.....	43	1108682.....	35	1110625.....	39	1113061.....	21
1000024.....	44	1100302.....	36	1106101.....	43	1108700.....	35	1110700.....	40	1113064.....	21
1000025.....	44	1100303.....	36	1106102.....	43	1108701.....	35	1110725.....	40	1113067.....	21
1000052.....	44	1100530.....	37	1106103.....	43	1108702.....	35	1110750.....	41	1113070.....	21
1000053.....	44	1100531.....	37	1106106.....	43	1108706.....	35	1110751.....	41	1113076.....	21
1000054.....	44	1100532.....	37	1106107.....	43	1108751.....	35	1110752.....	41	1113079.....	21
1000055.....	44	1100533.....	37	1106108.....	43	1108752.....	35	1110754.....	41	1113082.....	21
1000162.....	44	1100940.....	33	1106112.....	43	1108753.....	35	1110780.....	41	1113085.....	21
1000163.....	44	1100941.....	33	1106350.....	43	1108754.....	35	1110781.....	41	1113091.....	21
1000164.....	44	1100942.....	33	1106353.....	43	1108975.....	36	1110782.....	41	1113094.....	21
1000165.....	44	1100943.....	33	1106354.....	43	1108977.....	36	1110788.....	41	1113097.....	21
1000542.....	43	1101254.....	39	1106357.....	43	1108978.....	36	1110790.....	41	1113100.....	21
1000543.....	43	1101654.....	40, 135	1106403.....	41	1108979.....	36	1110800.....	41	1113106.....	21
1000544.....	43	1101655.....	40, 135	1106404.....	41	1109225.....	35	1110801.....	41	1113109.....	21
1000545.....	43	1101656.....	40	1106405.....	41	1109226.....	35	1110802.....	41	1113112.....	21
1000572.....	24	1101781.....	39	1106408.....	41	1109228.....	35	1110803.....	41	1113115.....	21
1000573.....	24	1101809.....	40	1106450.....	41	1109229.....	35	1110810.....	41	1113121.....	21, 135
1000570.....	24, 36, 43	1101810.....	40	1106451.....	41	1109355.....	35	1110811.....	41	1113124.....	21, 135
1000708.....	44	1101811.....	40	1106452.....	41	1109356.....	35	1110812.....	41	1113127.....	21, 135
1000709.....	44	1101812.....	40	1106453.....	41	1109357.....	35	1110815.....	41	1113130.....	22
1000716.....	44	1101828.....	39	1107404.....	42	1109358.....	35	1110820.....	41	1113131.....	22
1000717.....	44	1102000.....	39, 135	1107416.....	42	1109725.....	31	1110830.....	41	1113154.....	22
1001001.....	44	1102001.....	39	1107420.....	42	1109726.....	31	1110840.....	33	1113157.....	22
1001002.....	44	1102002.....	41	1107775.....	41	1109727.....	31	1110841.....	33	1113160.....	22
1001003.....	44	1102003.....	41	1107776.....	41	1109728.....	31	1110842.....	33	1113190.....	22
1001004.....	44	1102004.....	41	1107777.....	41	1109750.....	31	1110843.....	33	1113191.....	22
1001005.....	44	1102005.....	41	1107778.....	41	1109751.....	31	1110844.....	33	1113192.....	22
1001090.....	44	1102008.....	39	1107801.....	40	1109752.....	31	1110845.....	33	1113193.....	22
1001140.....	44	1102010.....	40	1107802.....	40	1109753.....	31	1110849.....	33	1113195.....	23
1001190.....	44	1102025.....	40	1107805.....	40	1109800.....	31	1110850.....	33	1113196.....	23
1001210.....	160	1102090.....	39	1107807.....	39	1109801.....	31	1110851.....	33	1113197.....	23
1001220.....	160	1102201.....	40, 135	1107809.....	40	1109802.....	31	1110852.....	33	1113199.....	23
1001378.....	44	1102340.....	37	1107813.....	39	1109803.....	31	1110853.....	33	1113210.....	23
1001379.....	28	1102341.....	37	1107975.....	35	1109975.....	42	1110870.....	33	1113211.....	23
1001380.....	28	1102342.....	37	1107976.....	35	1110100.....	31	1110871.....	33	1113212.....	23
1001381.....	28	1102343.....	37	1107977.....	35	1110101.....	31	1110872.....	33	1113213.....	23
1001382.....	28	1102385.....	37	1107981.....	35	1110102.....	31	1110873.....	33	1113215.....	23
1001383.....	28	1102386.....	37	1107981.....	35	1110103.....	31	1110880.....	33	1113216.....	23
1001384.....	28	1102387.....	37	1108100.....	43	1110125.....	31	1110881.....	33	1113217.....	23
1001385.....	28	1102388.....	37	1108101.....	43	1110126.....	31	1110882.....	33	1113218.....	23
1001386.....	28	1102526.....	40	1108102.....	43	1110127.....	31	1110883.....	33	1113285.....	24
1001387.....	28	1102950.....	40	1108103.....	43	1110128.....	31	1110888.....	33	1113286.....	24
1001388.....	28	1103070.....	27	1108125.....	43	1110128.....	31	1110890.....	33	1113287.....	24
1001389.....	28	1103071.....	27	1108126.....	43	1110150.....	32	1110891.....	33	1113287.....	24
1001390.....	28	1103072.....	27	1108127.....	43	1110151.....	32	1110892.....	33	1113288.....	24
1001391.....	28	1103073.....	27	1108128.....	43	1110152.....	32	1110893.....	33	1113290.....	24
1001392.....	28	1103085.....	27	1108500.....	36	1110153.....	32	1110940.....	41	1113291.....	24
1001393.....	28	1103086.....	27	1108501.....	36	1110175.....	32	1110964.....	33	1113292.....	24
1001394.....	28	1103087.....	27	1108502.....	36	1110176.....	32	1110990.....	42	1113293.....	24
1001395.....	28	1103088.....	27	1108507.....	36	1110177.....	32	1111300.....	33	1113295.....	24
1001396.....	28	1103270.....	40	1108516.....	36	1110178.....	32	1111301.....	33	1113296.....	24
1001397.....	28	1103321.....	39, 135	1108517.....	36	1110225.....	31	1111302.....	33	1113297.....	24
1001398.....	28	1103350.....	41	1108518.....	36	1110226.....	31	1111303.....	33	1113298.....	24
1001399.....	28	1103351.....	41	1108519.....	36	1110227.....	31	1111425.....	35	1113305.....	24
1001400.....	28	1103352.....	41	1108525.....	35	1110228.....	31	1111426.....	35	1113306.....	24
1001401.....	28	1103355.....	41	1108526.....	35	1110300.....	32	1111427.....	35	1113307.....	24
1001402.....	28	1103375.....	40	1108527.....	35	1110301.....	32	1111428.....	35	1113308.....	24
1001403.....	28	1103512.....	40	1108532.....	35	1110302.....	32	1111576.....	42	1113315.....	27
1001404.....	28	1103513.....	40, 116	1108575.....	35	1110303.....	32	1111580.....	42	1113316.....	27
1002010.....	111	1103875.....	39	1108576.....	35	1110350.....	31	1111584.....	42	1113317.....	27
1002103.....	111	1104625.....	42	1108577.....	35	1110351.....	31	1112126.....	39	1113318.....	27
1002106.....	111	1104725.....	39	1108581.....	35	1110352.....	31	1113001.....	21, 135	1113320.....	27
1002200.....	111	1104775.....	42	1108600.....	35	1110353.....	31	1113004.....	21, 135	1113321.....	27
1002201.....	111	1104800.....	43	1108601.....	35	1110475.....	36	1113007.....	21, 135	1113322.....	27
1002202.....	111	1104801.....	43	1108602.....	35	1110476.....	36	1113010.....	21, 135	1113323.....	27
1003000.....	88, 111	1104803.....	43	1108606.....	35	1110477.....	36	1113031.....	21	1113325.....	27
1003006.....	73, 111	1104804.....	43	1108650.....	37	1110478.....	36	1113034.....	21	1113326.....	27
				1108651.....	37	1110575.....	40	1113037.....	21	1113327.....	27

# PART NUMBER & PAGE INDEX

1113328.....	27	1202754.....	89	1246011.....	52	1246311.....	54	2104561.....	114	3101252.....	69
1113330.....	27	1202785.....	89	1246012.....	88	1246317.....	54	2104562.....	114	3101253.....	69
1113331.....	27	1202790.....	89	1246021.....	52	1246318.....	54	2104700.....	112	3101254.....	69
1113332.....	27	1202794.....	88, 89, 116	1246022.....	52	1246320.....	53, 54	2104800.....	121	3101271.....	69
1113333.....	27	1202818.....	89	1246024.....	52	1246321.....	54	2104801.....	121	3101272.....	69
1113335.....	27	1202821.....	89	1246030.....	55	1246324.....	54	2104810.....	121	3101273.....	69
1113336.....	27	1202823.....	89	1246032.....	55	1270035.....	170	2105500.....	115	3101274.....	69
1113337.....	27	1202842.....	89	1246037.....	88, 116	2000025.....	168	2105682.....	116	3101275.....	69
1113338.....	27	1202844.....	88, 89	1246040.....	53	2000112.....	111, 135, 165	2105683.....	116	3101276.....	69
1113345.....	25	1202878.....	89	1246041.....	53	2000113.....	49, 111, 135	2108403.....	56	3101277.....	69
1113346.....	25	1202878.....	89	1246042.....	53	2000114.....	49, 111, 165	2108406.....	112	3101278.....	69
1113347.....	25	1202879.....	89	1246043.....	53	2000114.....	168	2108407.....	112	3101279.....	69
1113348.....	25	1204057.....	57	1246044.....	53	2000117.....	111, 168	2108408.....	112	3101280.....	69
1113357.....	27	1204058.....	57	1246045.....	53	2000127.....	111	2108410.....	112	3101287.....	69
1113358.....	27	1204074.....	57	1246046.....	53	2000171.....	168	2110941.....	112	3101288.....	69
1113368.....	27	1204075.....	57	1246047.....	53	2000172.....	168	2189983.....	167	3101300.....	66
1113369.....	27	1204076.....	57	1246048.....	53	2000300.....	111	2189996.....	167	3101304.....	66
1113370.....	25	1204077.....	57	1246049.....	53	2000301.....	111	2189997.....	167	3101315.....	66
1113371.....	25	1219006.....	171	1246050.....	53	2100050.....	114	2189998.....	167	3101322.....	72
1113372.....	25	1219007.....	171	1246060.....	53	2100053.....	114	2189999.....	167	3101324.....	72
1113373.....	25	1219020.....	171	1246061.....	53	2100061.....	114	2200078.....	119	3101326.....	72
1113449.....	86	1231016.....	56	1246066.....	54	2100066.....	114	2200086.....	119	3101344.....	69
1113450.....	86	1231102.....	56	1246068.....	54	2100080.....	121	2200094.....	119	3101357.....	69
1113451.....	86	1231103.....	56	1246070.....	53	2100085.....	114	2200095.....	119	3101365.....	69
1113452.....	86	1231104.....	56	1246071.....	53	2100090.....	121	2200096.....	119	3101366.....	69
1113453.....	86	1231106.....	56	1246072.....	53	2100091.....	121	2200107.....	119	3101367.....	69
1113454.....	86	1231117.....	45	1246075.....	55	2100101.....	114	2200108.....	119	3101368.....	69
1113455.....	86	1231305.....	115	1246080.....	55	2100133.....	117	2200109.....	119	3101373.....	69
1113456.....	86	1231380.....	56	1246085.....	53	2100138.....	117	2200122.....	119	3101374.....	69
1113457.....	86	1231389.....	56	1246088.....	53	2100139.....	117	2200130.....	119	3101468.....	69
1113458.....	86	1231460.....	160	1246089.....	53	2100140.....	117	2200180.....	120	3101469.....	69
1113512.....	28	1231470.....	160	1246100.....	52	2100142.....	117	2200181.....	120	3101470.....	69
1113518.....	28	1231520.....	56	1246101.....	52	2100152.....	114	2200400.....	119	3101471.....	69
1113525.....	28	1232209.....	56	1246103.....	52	2100153.....	118	3100087.....	69	3101472.....	69
1113530.....	28	1232210.....	56	1246104.....	54	2100154.....	118	3100088.....	69	3101473.....	69
1113560.....	28	1232306.....	56	1246113.....	52	2100155.....	118	3100089.....	69	3101474.....	69
1113566.....	28	1232354.....	56	1246130.....	55	2100156.....	118	3100107.....	69	3101491.....	72
1113573.....	28	1234030.....	57	1246143.....	55	2100169.....	114	3100271.....	69	3101492.....	72
1113578.....	28	1234070.....	57	1246145.....	55	2100171.....	118	3101000.....	66	3101493.....	72
1113595.....	28	1234071.....	57	1246147.....	55	2100172.....	118	3101001.....	66	3101494.....	72
1113601.....	28	1234080.....	170	1246151.....	55	2100185.....	114, 117	3101006.....	66	3101495.....	72
1113608.....	28	1234081.....	170	1246152.....	55	2101000.....	114	3101007.....	66	3101496.....	72
1113613.....	28	1241460.....	54	1246151.....	55	2101002.....	114	3101008.....	66	3101497.....	72
1113647.....	28	1241461.....	54	1246153.....	55	2101004.....	114	3101009.....	66	3101498.....	72
1113653.....	28	1241462.....	54	1246159.....	55	2101630.....	113	3101015.....	66	3101499.....	72
1113660.....	28	1241463.....	54	1246161.....	55	2101634.....	113	3101050.....	66	3101500.....	72
1113665.....	28	1241480.....	54	1246167.....	55	2101636.....	113	3101051.....	66	3101501.....	72
1113676.....	28	1241481.....	54	1246170.....	119	2101638.....	113	3101202.....	69	3101502.....	72
1113682.....	28	1241482.....	54	1246173.....	55	2103143.....	99, 113	3101203.....	69	3101503.....	72
1113688.....	28	1244306.....	50	1246177.....	52	2103147.....	99, 113	3101210.....	69	3101504.....	72
1113692.....	28	1244310.....	51	1246178.....	54	2103189.....	174	3101211.....	69	3101505.....	72
1150037.....	45	1244311.....	50	1246181.....	52	2103670.....	117	3101214.....	69	3101526.....	72
1150054.....	41	1244321.....	50	1246188.....	52	2103671.....	117	3101215.....	69	3101527.....	72
1150058.....	41	1244360.....	50	1246193.....	52	2103673.....	116, 117	3101216.....	69	3101528.....	72
1150174.....	45	1244406.....	50	1246196.....	52	2103675.....	117	3101217.....	69	3101529.....	72
1150914.....	45	1244409.....	50	1246200.....	52	2103676.....	116, 117	3101218.....	69	3101530.....	72
1150915.....	45	1244412.....	50	1246203.....	53	2103677.....	117	3101219.....	69	3101531.....	72
1150916.....	45	1244413.....	51	1246208.....	55	2103690.....	116	3101225.....	69	3101532.....	72
1150917.....	45	1244420.....	51	1246213.....	53	2104168.....	116	3101226.....	69	3101533.....	72
1200110.....	57	1244448.....	50	1246226.....	53	2104169.....	116	3101227.....	69	3101534.....	72
1200111.....	57	1244455.....	51	1246229.....	55	2104190.....	117	3101228.....	69	3101535.....	72
1200115.....	57	1244456.....	51	1246234.....	52	2104523.....	165	3101229.....	69	3101536.....	72
1200136.....	57	1244459.....	51	1246261.....	54	2104527.....	121	3100231.....	63	3101537.....	72
1201390.....	111	1244610.....	51	1246272.....	55	2104528.....	121	3101235.....	69	3101538.....	72
1201391.....	111	1244611.....	51	1246273.....	55	2104529.....	121, 165	3101236.....	69	3101539.....	72
1201421.....	111	1244630.....	51	1246299.....	55	2104530.....	121	3101237.....	69	3101540.....	72
1202738.....	89	1244631.....	51	1246300.....	54	2104531.....	121	3101238.....	69	3101562.....	72
1202739.....	89	1244632.....	51	1246305.....	41	2104540.....	117	3101239.....	69	3101563.....	72
1202740.....	89	1244650.....	51	1246306.....	53, 54	2104541.....	117	3101240.....	69	3101565.....	72
1202742.....	89	1244675.....	51	1246307.....	53, 54	2104542.....	117	3101241.....	69	3101574.....	72
1202750.....	89	1244750.....	51	1246309.....	54	2104550.....	113	3101250.....	69	3101575.....	72
1202753.....	89	1244751.....	51	1246310.....	54	2104560.....	114	3101251.....	69	3102000.....	67

# PART NUMBER & PAGE INDEX

3102001.....	67	3400509.....	159	3504431.....	63, 135	4100103.....	180	4101591.....	182	6116280.....	78
3102002.....	67	3400650.....	61	3504432.....	63	4100139.....	179	4101592.....	182	6116336.....	81
3102003.....	67	3400652.....	61	3504433.....	63, 135	4100140.....	179	4101593.....	182	6116410.....	77
3102005.....	67	3400660.....	61	3504434.....	63, 135	4100141.....	179	4101594.....	182	6147000.....	81
3102006.....	67	3400661.....	61	3504437.....	63	4100151.....	179	4101595.....	182	6160016.....	86
3102008.....	67	3400800.....	61, 135	3504438.....	63	4100153.....	179	4101596.....	182	6160018.....	86
3102014.....	67	3400802.....	61, 135	3504445.....	63	4100155.....	179	4101597.....	182	6160019.....	86
3102015.....	67	3400825.....	61	3504446.....	63	4100156.....	179	4101598.....	182	6160024.....	86
3102016.....	67	3400827.....	61	3504450.....	116, 135	4100157.....	179	4101599.....	182	6160025.....	86
3102017.....	67	3400850.....	61	3504451.....	63	4100200.....	181	4101621.....	182	6160026.....	86
3102100.....	67	3400852.....	61	3504451.....	135	4100201.....	181	4101622.....	182	6160027.....	86
3102101.....	67	3400853.....	61	3504452.....	63	4100202.....	181	4101623.....	182	6160028.....	86
3102102.....	67	3400853.....	61, 159	3504463.....	63	4100204.....	181	4102000.....	181	6160030.....	77, 80
3102115.....	67	3400857.....	159	3504480.....	63	4100205.....	181	4102001.....	180	7200439.....	117
3103107.....	63	3400858.....	61	3504485.....	63	4100275.....	181	4102002.....	180	7211856.....	77, 135
3103108.....	63	3400860.....	61	3504486.....	63	4100300.....	181	4102003.....	180	7211857.....	73
3103110.....	63	3400862.....	61	3504487.....	63	4100301.....	181	4195161.....	183	7211858.....	73
3103119.....	63	3400870.....	61	3504500.....	63	4100304.....	181	4195436.....	181	7241180.....	117
3103120.....	63	3400871.....	61	3504550.....	63	4100305.....	181	5001442.....	88	7241181.....	117
3103136.....	63	3400874.....	61	3504551.....	63	4100400.....	180	5000335.....	88	7241182.....	117
3103175.....	63	3400882.....	61	3504552.....	63	4100401.....	180	5000338.....	88	7241183.....	117
3103176.....	63	3400885.....	61	3504600.....	63	4100402.....	180	5000400.....	88	7241204.....	117
3103207.....	63, 135	3400886.....	61	3505695.....	116	4100403.....	180	5000401.....	88	7241206.....	117
3103208.....	63, 135	3400900.....	61, 135	3511063.....	87	4100404.....	180	5001442.....	88	7241208.....	117
3103209.....	63	3400902.....	61, 135	3511598.....	87	4100405.....	180	5002045.....	88	7400001.....	93
3103212.....	63	3400910.....	61	3511645.....	87	4100406.....	180	5900550.....	111	7400008.....	93
3103214.....	63	3400912.....	61	3511783.....	87	4101500.....	183	5900551.....	73	7400045.....	93
3103275.....	63	3400920.....	61	3511785.....	87	4101501.....	183	5900551.....	111	7400047.....	93
3300050.....	173	3400922.....	61	3512000.....	87	4101502.....	183	5900552.....	111	7400052.....	93
3300100.....	173	3400923.....	61, 159	3530000.....	87	4101503.....	183	5900891.....	45	7400053.....	93
3300150.....	173	3400924.....	159	3600050.....	172	4101504.....	183	5900892.....	45	7400054.....	93
3300200.....	173	3400926.....	61	3600100.....	172	4101505.....	183	5901583.....	88, 89, 116	7400055.....	93
3302002.....	172	3400930.....	61	3600136.....	80	4101506.....	183	5901980.....	81	7400056.....	93
3303000.....	173	3400932.....	61	3601490.....	175	4101550.....	182	5920050.....	56	7400057.....	93
3303001.....	173	3400940.....	61	3602050.....	172	4101551.....	182	5920051.....	56	7400073.....	93
3303002.....	173	3400942.....	61	3620004.....	165	4101552.....	182	5920059.....	56	7400086.....	93
3303003.....	173	3400965.....	61	3602100.....	172	4101553.....	182	5920080.....	56	7400087.....	93
3303015.....	173	3400967.....	61	3604100.....	174	4101554.....	182	5920101.....	56	7400089.....	93
3303016.....	173	3400975.....	61	3620005.....	165	4101555.....	182	6000031.....	83	7400200.....	97
3303017.....	173	3400976.....	61	3699952.....	167	4101556.....	182	6000033.....	83	7400201.....	97
3303018.....	173	3400979.....	61	3699953.....	167	4101557.....	182	6000035.....	83	7400203.....	97
3303019.....	173	3400987.....	61	3699954.....	167	4101558.....	182	6000100.....	83	7400211.....	97
3304001.....	174	3400990.....	61	3699997.....	167	4101559.....	182	6000120.....	83	7400214.....	93
3305040.....	166	3400991.....	61	3699998.....	167	4101560.....	182	6000132.....	83	7400215.....	93
3305041.....	166	3401002.....	61	3700300.....	73	4101561.....	182	6000298.....	83	7400218.....	97
3305042.....	166	3401004.....	61	3700400.....	73	4101562.....	182	6000301.....	83	7400220.....	97
3305043.....	166	3500100.....	65	3700501.....	73	4101563.....	182	6000302.....	83	7400222.....	97
3305044.....	166	3500101.....	65	3700801.....	73	4101564.....	182	6000303.....	83	7400225.....	97
3305045.....	166	3500102.....	65	3900105.....	61	4101565.....	182	6000304.....	83	7400230.....	97
3320003.....	165	3500200.....	65	3900107.....	61	4101566.....	182	6000306.....	83	7400240.....	97
3320014.....	164, 165	3500201.....	65	3900108.....	61	4101567.....	182	6000307.....	83	7400250.....	97
3325100.....	165	3500202.....	65	3900111.....	61	4101568.....	182	6000352.....	83	7400260.....	97
3325200.....	165	3500210.....	71	3900112.....	61	4101571.....	182	6000354.....	83	7400320.....	93
3325275.....	165	3500211.....	71	3900114.....	61	4101572.....	182	6000375.....	83	7400330.....	93
3325300.....	165	3500212.....	71	4100003.....	181	4101573.....	182	6000377.....	83	7400340.....	93
3326100.....	165	3500213.....	71	4100005.....	179	4101574.....	182	6100015.....	80	7400350.....	93
3326300.....	165	3500214.....	71	4100006.....	179	4101575.....	182	6100031.....	86	7400360.....	93
3326350.....	165	3500215.....	71	4100007.....	179	4101576.....	182	6100035.....	80	7400420.....	92
3327050.....	164, 165	3500216.....	71	4100015.....	183	4101577.....	182	6100045.....	80	7400430.....	92
3327100.....	165	3500225.....	71	4100016.....	183	4101578.....	182	6100090.....	77, 78	7400440.....	92
3327150.....	165	3500226.....	71	4100017.....	183	4101579.....	182	6100136.....	80	7400450.....	92
3327200.....	165	3500227.....	71	4100018.....	183	4101580.....	182	6100140.....	80	7400460.....	92
3327275.....	165	3500228.....	71	4100019.....	183	4101581.....	182	6100400.....	77, 79	7400620.....	92
3327300.....	165	3500229.....	71	4100020.....	183	4101582.....	182	6100515.....	77, 80	7400630.....	92
3327325.....	165	3500230.....	71	4100047.....	179	4101583.....	182	6110000.....	77, 80	7400640.....	92
3327350.....	165	3500231.....	71	4100089.....	179	4101584.....	182	6116010.....	80	7400650.....	92
3327400.....	165	3500246.....	71	4100091.....	179	4101585.....	182	6116026.....	81	7400660.....	92
3327450.....	165	3500247.....	71	4100092.....	179	4101586.....	182	6116027.....	81	7401013.....	97
3327500.....	165	3500248.....	71	4100093.....	179	4101587.....	182	6116038.....	81	7401031.....	97
3400309.....	159	3500249.....	71	4100100.....	180	4101588.....	182	6116054.....	81	7401032.....	97
3400311.....	159	3504422.....	63	4100101.....	180	4101589.....	182	6116224.....	80	7401033.....	97
3400508.....	159	3504430.....	63, 135	4100102.....	180	4101590.....	182	6116280.....	77, 78	7403020.....	93

# PART NUMBER & PAGE INDEX

7403030.....	93	7900007.....	184	8513330.....	139, 149, 151	8518004.....	139	8530361.....	133	8702098.....	170
7403040.....	93	7900008.....	184	8513564.....	139	8518005.....	142	8530387.....	131	8702099.....	170
7403050.....	93	7900054.....	184	8513565.....	142	8518006.....	139	8530397.....	130	8702100.....	170
7403060.....	93	7900060.....	184	8513700.....	152	8518008.....	142	8530427.....	133	8704104.....	170
7403070.....	93	7900061.....	184	8514461.....	143	8518040.....	141	8530433.....	126	8704105.....	170
7403080.....	93	7900062.....	184	8514496.....	144	8518270.....	141	8530538.....	128	8705104.....	170
7403090.....	93	7900063.....	184	8514503.....	143	8518347.....	147	8530557.....	128	8705105.....	170
7403100.....	93	7900067.....	184	8514796.....	154	8518348.....	147	8530558.....	128	8704107.....	170
7403110.....	93	7900068.....	184	8514796.....	155	8518382.....	139	8530559.....	128	8704108.....	170
7403120.....	93	7900069.....	184	8514803.....	154, 155	8518383.....	139	8530564.....	128	8705115.....	169
7403130.....	93	7900088.....	186	8515150.....	150	8518384.....	139	8530565.....	128	8705116.....	169
7403140.....	93	7900089.....	186	8515162.....	147	8518385.....	139	8530566.....	128	8705117.....	169
7403150.....	93	7900090.....	186	8515299.....	153	8518386.....	139	8530571.....	128	8705118.....	169
7403160.....	93	7900091.....	186	8515300.....	153	8518387.....	139	8530579.....	127	8705119.....	169
7403170.....	93	7900092.....	186	8515301.....	153	8518506.....	160	8530595.....	127	8705120.....	169
7403180.....	93	7900093.....	186	8515620.....	150	8518507.....	160	8530606.....	127	8705122.....	169
7403190.....	93	7900094.....	186	8515631.....	150	8518508.....	160	8530607.....	127	8705123.....	169
7403200.....	93	7901000.....	185	8515834.....	147	8518509.....	139	8530619.....	127	8705124.....	169
7403210.....	93	8000000.....	149	8515981.....	153	8518513.....	141	8530620.....	127	8705125.....	169
7403220.....	93	8000010.....	149	8515982.....	153	8518558.....	159	8530621.....	128	8705126.....	169
7403230.....	93	8102001.....	159	8516012.....	153	8518559.....	159	8700006.....	171	8705127.....	169
7403240.....	93	8102003.....	159	8516190.....	147	8518560.....	159	8700012.....	169	8800023.....	113
7403250.....	93	8102005.....	159	8516191.....	147	8518561.....	159	8700013.....	169	8900249.....	171
7403260.....	93	8102007.....	159	8516294.....	175	8518564.....	159	8700014.....	169	8900292.....	175
7403270.....	93	8102009.....	159	8516316.....	175	8518565.....	159	8700015.....	169	8900293.....	175
7403280.....	93	8102011.....	159	8516480.....	160	8518566.....	159	8700017.....	169	8900294.....	175
7403290.....	93	8102050.....	159	8516491.....	160	8518567.....	159	8700018.....	169	8902004.....	172
7403300.....	93	8102101.....	73	8516563.....	147	8518568.....	159	8700021.....	169	8902006.....	172
7403310.....	93	8102102.....	73	8516691.....	156	8518571.....	159	8700022.....	169	9000086.....	14
7403320.....	93	8510057.....	147	8516692.....	156	8518579.....	159	8700039.....	169	9000122.....	14
7403330.....	93	8510100.....	155	8516693.....	157	8518580.....	159	8700053.....	169	9000123.....	14
7600002.....	94	8510101.....	154, 155	8516824.....	160	8518581.....	159	8700057.....	169	9000125.....	14
7600502.....	95	8510102.....	155	8516996.....	156	8518582.....	159	8700068.....	167	9500098.....	79
7600503.....	95	8510103.....	155	8516997.....	157	8518586.....	159	8700070.....	167	9500099.....	79
7600504.....	95	8510109.....	147	8517412.....	157	8518587.....	159	8700071.....	167	9500396.....	79
7600505.....	95	8510110.....	147	8517413.....	157	8518588.....	159	8700077.....	167	9500397.....	79
7600506.....	95	8510140.....	143	8517565.....	156	8518589.....	159	8700079.....	167	9500468.....	45
7600507.....	95	8510163.....	143	8517567.....	160	8518601.....	159	8700081.....	167	9501207.....	45
7600508.....	95	8510207.....	160	8517701.....	124	8518602.....	159	8700084.....	167	9501264.....	45
7600509.....	95	8510224.....	149	8517705.....	124	8518603.....	159	8700089.....	167	9501403.....	45
7600510.....	95	8510311.....	147	8517707.....	124	8518604.....	159	8700141.....	170	9501591.....	79
7600511.....	116	8510316.....	147	8517709.....	124	8518608.....	159	8700142.....	170	9502006.....	45
7600580.....	97	8510323.....	142	8517711.....	124	8518609.....	159	8700144.....	171	9503094.....	149
7602020.....	95	8510429.....	142	8517713.....	124	8518610.....	159	8700167.....	168	9503095.....	149
7602030.....	95	8510457.....	143	8517715.....	129	8518611.....	159	8700168.....	168	9504066.....	45
7602040.....	95	8510501.....	143	8517717.....	129	8519377.....	142	8700198.....	168	9504072.....	45
7602050.....	95	8510520.....	143	8517719.....	129	8519378.....	142	8700200.....	168	9504374.....	45
7602060.....	95	8510546.....	143	8517750.....	126	8520775.....	145	8700201.....	168	9504733.....	165
7602070.....	95	8510568.....	142	8517751.....	126	8520777.....	151	8700222.....	170	9505494.....	45
7602080.....	95	8510632.....	143	8517752.....	126	8520886.....	143	8700223.....	170	9505504.....	45
7602090.....	95	8510633.....	143	8517753.....	126	8523178.....	115	8700224.....	170	9505515.....	45
7602100.....	95	8510715.....	142	8517754.....	126	8525274.....	153	8700225.....	170	9505712.....	45
7603020.....	99	8510816.....	157	8517755.....	126	8530088.....	145	8700302.....	170	9505839.....	14
7603040.....	99	8510826.....	147	8517760.....	132	8530152.....	131	8700397.....	171	9505841.....	14
7603060.....	99	8510827.....	147	8517761.....	132	8530161.....	131	8700398.....	171	9505842.....	14
7603070.....	99	8511384.....	143	8517762.....	132	8530162.....	131	8700425.....	168	9505843.....	14
7603073.....	99	8511401.....	143	8517763.....	132	8530210.....	131	8700522.....	171	9506162.....	116, 165
7603076.....	99	8511892.....	145	8517780.....	125	8530246.....	124	8700523.....	171	9506655.....	14
7603079.....	99	8512285.....	142	8517781.....	125	8530252.....	151	8700524.....	171	9506656.....	14
7603080.....	99	8512292.....	149	8517790.....	125	8530253.....	151	8700528.....	169	9506929.....	86
7603100.....	99	8512293.....	149	8517791.....	125	8530254.....	155	8700561.....	168	9508289.....	165
7603120.....	99	8512827.....	147	8517792.....	125	8530256.....	145	8700600.....	169	9509238.....	168
7603140.....	99	8512828.....	147	8517793.....	125	8530257.....	150	8700601.....	169	9511597.....	45, 88, 116
7603160.....	99	8512829.....	143	8517794.....	125	8530260.....	154, 155	8700602.....	169	9600003.....	86
7603180.....	99	8512831.....	147	8517795.....	125	8530267.....	97	8700603.....	169	9600068.....	86
7605060.....	94	8512894.....	144	8517796.....	125	8530288.....	133	8700604.....	169	9600069.....	86
7608001.....	99	8512935.....	160	8517797.....	125	8530313.....	134	8700605.....	169	AC202D/0.....	165
7608002.....	99	8512936.....	160	8517798.....	125	8530314.....	131	8700606.....	169		
7608008.....	97	8512994.....	143	8518000.....	141	8530319.....	124	8700607.....	169		
7611904.....	116	8513158.....	149	8518001.....	139	8530320.....	131	8701100.....	170		
7611907.....	116	8513159.....	148	8518002.....	139	8530345.....	133	8701101.....	170		
7900005.....	184	8513329.....	149, 151	8518003.....	139	8530349.....	132	8701102.....	170		





## INNOVATION THAT BRINGS WORKERS AT HEIGHT HOME SAFELY.

Capital Safety™ is a global company solely dedicated to fall protection and rescue. Our focus is clear. It continually drives us to design and manufacture safer gear that workers want to wear.

Innovation means understanding the industries we serve. We listen to the workers in the field, employ the most engineers, customize solutions, register more new patents and introduce more products. To date, Capital Safety has the best quality and largest breadth of products in the industry. But we're more than a product company.

We take an innovative approach in bringing our products to the field. We have created international partnerships and a vast network of certified installers and service centers. We offer on-site and in-house training. And we're ISO 9001-2008 certified for customer service, as well as manufacturing and engineering.

Capital Safety is one of the world's leading manufacturers in fall protection and rescue equipment, with decades of experience and a legacy of innovation. Look for complete solutions in our extensive line of DBI-SALA® and Protecta® products.



**Capital Safety** - USA: 800 328 6146  
Canada: 800 387 7484 | Mexico: +52 (55) 5719 4820  
Colombia: +57 (1) 593-4747 | Brazil: 800 387 7484  
Asia: +65 65587758 | Germany: +49 (0) 2 76 18 33 82 29  
New Zealand: 0800 212 505 | Australia: 1800 245 002  
Europe, Middle East, Africa: +33 (0)4 97 10 00 10  
Northern Europe: +44 (0) 1527 548 000  
[www.capitalsafety.com](http://www.capitalsafety.com) [info@capitalsafety.com](mailto:info@capitalsafety.com)