



capital
SAFETY

PRODUCT CATALOGUE



GLOBAL LEADER
IN FALL PROTECTION



Capital Safety is the world leader in fall protection equipment and rescue solutions. For more than 70 years we have earned the trust of companies and people around the world by putting all of our energy and all of our technical expertise into achieving one precious goal: *to bring every worker at height home safely.*

DRIVEN TO EXCEED OUR CUSTOMERS' EXPECTATIONS:


INNOVATIONS THAT KEEP PEOPLE SAFE:

- Harnesses
- Lanyards
- Self-Retracting Lifelines
- Engineered Systems & Anchors
- Confined Space
- Rescue & Descent Systems

COMPREHENSIVE TRAINING PROGRAMMES:

- Courses at our state of the art training centres around the world
- On-site training customised to customer facility
- Best in class service and technical support
- Collaboration with compliance entities, industry organisations, customers and their workers
- Emphasis on quality, functionality, reliability and innovations

OUR SECTORS:



Capital Safety comprises two global brands for height safety; DBI-SALA® and PROTECTA®.



DBI-SALA® embodies a commitment to excellence and innovation with its extensive range of fall protection solutions, designed to keep you working at height; safely, efficiently, comfortably. The ultimate in fall protection for any work environment.



With over 50 years experience, Protecta® provides the complete line of fall protection products you can rely on, at exceptional value.

DBI-SALA® LIFETIME WARRANTY

DBI-SALA® products are warranted for their entire lifetime, to be free from defects in materials and workmanship, under normal use and conditions.

Our warranty extends from the product's original date of purchase, in new or unused condition, from any authorised DBI-SALA® brand distributor and applies exclusively to the product's end user. For detailed warranty information, see www.capitalsafety.com



CAPITAL SAFETY IS THE WORLD LEADER IN FALL PROTECTION EQUIPMENT, SYSTEMS AND ANCHORS

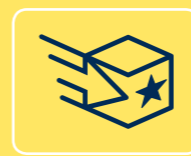
As the World leader in fall protection, Capital Safety is perfectly positioned to provide training in safe work at height and confined space access/egress in a wide range of industrial sectors.

Professional and highly trained team of instructors, all possessing extensive work at height experience ensuring your workforce get the best training experience possible.

- Regional facilities to avoid extensive delegate travel or ability to facilitate courses at your own sites
- Ability to build bespoke course programme's to ensure that training meets your specific company requirements
- Access to and use of the widest range of fall protection equipment to ensure delegates receive a broad training experience.



For more information visit: www.capitalsafety.com/training



PRIME SHIP

We carry nearly 1000 of the fastest moving items in our European warehouses. Most items within this catalogue are in stock and ready to ship the same day for orders placed before 14:00. Your customer service agent will be able to advise on inventory and any items not available for same day shipping.

CONTENTS

DBI-SALA®	THE ULTIMATE IN FALL PROTECTION.
DBI-SALA® ExoFit NEX™ Harnesses	12 - 17
DBI-SALA® Delta™ Harnesses	18 - 25
DBI-SALA® Lanyards	26 - 32
DBI-SALA® Hooks & Carabiners	33
DBI-SALA® Sealed-Blok™ SRLs	36 - 39
DBI-SALA® Ultra-Lok™ SRLs	40 - 43
DBI-SALA® Nano-Lok™ SRLs	44 - 56
DBI-SALA® Rescue Systems	57 - 59
DBI-SALA® Advanced Range	60 - 68
DBI-SALA® Flexiguard™	69 - 70
DBI-SALA® Anchorages	71 - 73
DBI-SALA® Lifeline Systems	74 - 77

PROTECTA	TRUSTED, QUALITY FALL PROTECTION.
Protecta® Pro™ Harnesses	78 - 83
Protecta® Lanyards	84 - 88
Protecta® Rope Grabs	89 - 91
Protecta® Rebel™ SRLs	92 - 94
Protecta® Rescue Systems	95
Protecta® Anchorages	96
Protecta® Lifeline Systems	97 - 100



IS YOUR SITE SAFE TO WORK AT HEIGHT?

Worker safety is vital on any site, particularly those that involve working at height. It is imperative that you have an up-to-date site survey detailing all relevant fall protection risks. We can help.

A Capital Safety team member is available to attend your site and inspect all work functions that require working at height, confined space or rescue.

Our trained technicians will utilize our exclusive Fall Protection Site Survey Tool to develop a thorough report, making recommendations that employ best practices regarding fall protection in your workplace.

SCHEDULE A SITE SURVEY TODAY!
9000163: Fall Protection Site Survey

ASK US OR YOUR AUTHORISED CAPITAL SAFETY DISTRIBUTOR HOW YOU CAN GET YOUR SITE SURVEY AT NO CHARGE.

THE RIGHT ADVICE IS CRITICAL


WHY CAPITAL SAFETY?

Timely and cost effective. As the global leader in fall protection, Capital Safety's service utilizes our professionally trained and experienced team along with a mobile reporting tool to offer sound technical advice on your site.

WHAT YOU GET?

A detailed investigative report outlining operational hazards related to height along with

- A concise set of solutions and recommendations
- Increased compliance levels
- Improved worker safety



A typical Personal Fall Arrest System (PFAS) incorporates key components often described as the ABCs of fall protection.

The anchorage/anchorage connector, body support and connecting device, when used together, form a complete system for maximum worker protection.

But don't forget about another required component of any fall protection program - the descent, rescue and retrieval of a fallen worker.

A ANCHORAGES

Anchorage are a secure point of attachment. Anchorage connectors vary by industry, job, type of installation and structure. They must be able to hold fast under more than a minimum force of 12 kN.



B BODY SUPPORT

Harnesses distribute fall forces over the upper thighs, pelvis, chest and shoulders. They provide a connection point on the worker for the personal fall protection system.



C CONNECTORS

Connectors elements such as shock absorbing lanyards or self retracting lifelines connect a worker's harness to the anchorage.



D DESCENT AND RESCUE

Descent and rescue devices are used to retrieve an injured worker or lower them to the ground.



E EDUCATION

Capital Safety offers a variety of training and consultative services to fit your needs.



CERTIFICATION

The European Commission has published a certain number of standards intended to control the design and use of rescue and personal protection equipment against falls from height. These standards must be adhered to, and are applicable in all the member states.

CE
EN341

Descender devices

CE
EN353-1

Guided type fall arresters including a rigid anchor line

CE
EN353-2

Guided type fall arresters including a flexible anchor line

CE
EN354

Lanyards

CE
EN355

Energy absorbers

CE
EN358

Belts and restraint lanyards for work positioning

CE
EN360

Retractable type fall arresters

CE
EN361

Full body harness

CE
EN362

Connectors

CE
EN397

Industrial safety helmets

CE
EN795

Anchor devices

CE
EN813

Sit harnesses

CE
EN1496

Rescue lifting devices

CE
EN1497

Rescue harnesses

ON-SITE SAFETY AWARENESS



#1 FOR ON-SITE SAFETY AWARENESS DEMONSTRATIONS

DID YOU KNOW THAT CAPITAL SAFETY OFFER ON-SITE SAFETY AWARENESS DIRECT TO YOUR WORKFORCE?

We can bring one of our fully equipped Demo Vans to a location on a date to suit you; saving you precious time and resources.

Our hands-on fall protection demonstrations sessions present a whole range of products required for working at heights including; harnesses, lanyards, self-retracting lifelines, anchors, confined space and rescue equipment.

DEMONSTRATION TOPICS INCLUDE:

- Drop Tests - to show the forces workers are subjected to during a fall from height
- Equipment inspections
- Rescue - practical demonstrations in a range of worker environments are available
- Confined space - practical demonstrations of correct use of tripods and different applications of the winch
- Understanding lifelines
- Basic Working at Height guidelines

To book a Demo Van training session, scan here or contact customer services:



☎ 00 800 999 55500
✉ information@capitalsafety.com

PYTHON SAFETY®



FALL PROTECTION FOR TOOLS®

STOP THE DROP

Did you know that dropped objects are the 3rd highest cause of death in the workplace?


Struck-by falling objects is a leading cause of injury for workers and Python Safety's portfolio of products are designed to prevent tools and equipment from falling.

The acquisition of Python Safety enables Capital Safety to bring a broader range of solutions to our customer base and helps them keep their employees safe.

We are pleased to offer you a full range of products to make work environments safer by drastically reducing incidents resulting in personal injury, equipment damage and tool loss.



To view product videos scan this QR code.



For more information on the complete Python Safety® Range visit www.capitalsafety.com or scan the QR code to **download the brochure.**

CHOOSING THE RIGHT HARNESS

LOOK FOR QUALITY IN THESE FEATURES WHEN SELECTING YOUR HARNESS.



1. DORSAL CONNECTION

The main fall arrest point is located on the back, positioned between the shoulder blades. Most harness would always include a dorsal attachment point.



2. WEBBING

Essential for the durability and safety of the harness, webbing has to be strong enough to endure rough use and exposure to the elements without tearing or fraying. Speciality applications such as welding require Nomex®/Kevlar® that offers high temperature resistance.



3. ADJUSTING POINTS

Whether you wear a harness 4 hours a day or 14, it needs to fit correctly for safety and comfort. Harnesses with adjusting points on the legs, waist (belt models), chest and torso allow a better fit.



4. LEG STRAPS

Depending on worker preference, leg strap fasteners may be available in different styles, including:

- PT** Pass Through Buckle
- CC** Quick Connect Buckle
- TG** Tongue & Grommet Buckle



5. PELVIC SUPPORT

A sub-pelvic strap provides additional support, security and comfort for the user. Properly positioned, it better distributes forces during a fall.



6. BOOK STYLE LABELS

Book style labels put product and inspection information at the workers' fingertips. Pages may include sizing, operating instructions, inspection log, warning labels and compliance information. These labels promote quick inspection, compliance and safety.




CHOOSING THE RIGHT HARNESS



7. STITCHING

Quality, high strength thread and specifically designed stitch patterns provide maximum strength and durability. Its sewn-in quality you can trust.



8. PADDING

Cushioned shoulder, leg and hip pads keep the pressure off, providing extra worker comfort for long hours of wear. In a fall, they absorb shock and help distribute your weight. They may be built-in to avoid slipping or may be removable.



9. SUSPENSION RELIEF STRAPS

Built in, or retrofit, they are quickly deployed by the user in the event of a fall. They provide a web loop allowing the user to stand and relieve some pressure from the legs.




10. IMPACT INDICATORS

Impact indicators provide immediate notice that the worker and harness have been in a fall. This feature promotes safety and proper inspection.



11. LANYARD KEEPERS

A lanyard keeper provides a place to park your lanyard when not in use. It prevents tripping and entanglement for enhanced safety and will breakaway, saving the user from potentially high impact forces, due to 'short circuiting' of the absorber.



12. BREATHABLE LININGS

The ExoFit™ series of harnesses feature breathable linings that wick moisture away from your body. So you stay dry and comfortable in heat or cold.

TYPES OF HARNESSES

Capital Safety harnesses are available in different types, with various features, depending on their intended use.



MULTI-PURPOSE HARNESS

This type typically includes multiple attachment points for fall arrest, (front and back) which allow work in a variety of situations.



WORK POSITIONING HARNESS

Includes work positioning D-rings on the hips and integral waist pads for additional back lumbar support. For use with pole straps or work positioning lanyards allowing hands-free operation.



CONFINED ENTRY/RETRIEVAL HARNESS

Either attachment point located on each shoulder can be used with a specific lanyard or lifting strap for upright retrieval from confined spaces.



SUSPENSION HARNESS

Typically have low frontal attachment points for use with descent control devices and rope access equipment.

FALL PROTECTION & RESCUE HARNESS FITTING INSTRUCTIONS

PERSONALISATION SERVICE

STEP 1

GETTING STARTED

Hold harness by back D-ring which is held in place by a D-ring pad, make certain straps are not twisted.



STEP 2

SHOULDER STRAPS

Slip harness over arms and onto shoulders. Make certain all straps are not tangled and hang freely.



STEP 3

CHEST STRAP


Attach the chest strap buckle to the corresponding opposite side buckle (see buckle type photo below for further details). The chest strap webbing should be approximately 15 cm below top of shoulders. Pass excess webbing through loop keepers.



STEP 4

LEG STRAPS

Grab one of the leg straps & connect to the corresponding hip buckle, repeat with the second leg strap (see photos below for your specific buckle type). Pass excess web through loop keepers. Leg straps should fit snugly.



STEP 5

ADJUST HARNESS TO A SNUG FIT

Shoulders Straps:

To tighten, pull up on free ends of webbing as shown, to loosen, push down on adjuster buckle frame. The webbing straps should be adjusted to same length.

Chest Straps:

To tighten, pull free end of webbing, to loosen, push on the webbing from the loose end through adjuster buckle and take up slack by pulling on adjuster buckle.

When adjusting the chest strap, the shoulder straps should be kept vertical, not pulled into centre of body.

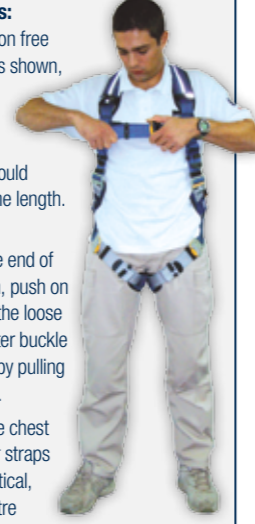
Leg straps:

See photos for your type of leg adjuster buckle.

Back D-ring:

Harnesses with adjustable Back D-ring, should be adjusted so the D-ring is centred between shoulder blades, slide the D-ring and pad up or down along the webbing to position.

A properly donned and adjusted full body harness will effectively distribute impact forces throughout your body and provide appropriate sup-port during suspension and rescue following a fall.



I-SAFE™ INTELLIGENT SAFETY SYSTEM

The revolutionary i-Safe™ system built-in to every DBI-SALA® harness maximises the effectiveness and minimises the total cost of your safety program through web-enabled intelligent technology.

i-Safe™ utilises RFID technology to:

- Increase jobsite compliance
- Increase worker productivity
- Simplify inspection & inventory tracking
- Reduce the total cost of safety



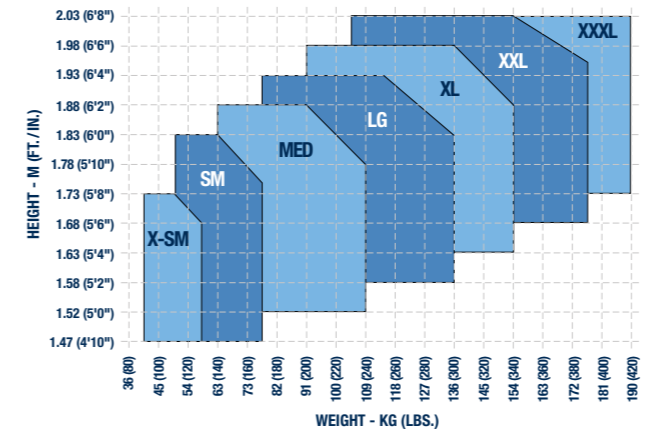
Color Coded Label Indicates Sizes:

U Universal	XS X-Small
SM Small	MED Medium
LG Large	XL X-Large

Consult user instructions provided with a full body harness for complete information on donning, limitations and care. Contact Capital Safety with questions or obtain a copy of the user instruction manual.

Capital Safety offer a customisation service for all of our standard Harnesses and Lanyards on bulk orders. For more information on this service please contact your local sales representative.

EXOFIT NEX™, EXOFIT™ XP, EXOFIT™ & DELTA™ FULL BODY HARNESS SIZING CHART



HARNESSES

Chest	Leg	Shoulders	Waist	180° Positioning Belt	Adjustable Chest	Adjustable Leg
Adjustable Shoulder	Adjustable Waist	Adjustable Waist with Back Pad	Dorsal D-Ring	Dorsal Shock Absorber	Sternal D-Ring	Work Positioning
Pectoral D-Ring	Rescue Attachment Point	Suspension Attachment Point	Fall Indicator	Carrying Pocket	Rigid Hip Padding Loops	Rigid Shoulder Caps
Front Loops	Duo-Lok™ Buckle	Pass Through Buckle	Quick Connect Buckle	Tongue & Grommet Buckle	Twist Lock	TechLite™

EXOFIT NEX™

Applications



The ExoFit NEX™ harness gives workers the freedom and confidence to function to their maximum. Innovative safety devices and groundbreaking design features allow workers to work smart, fast and safe increasing productivity. Designed using soft yet extremely durable anti-absorbent, abrasion resistant webbing of lasting strength, harnesses can withstand the most severe demands, day in, day out. They are built to perform to the highest standards in the harshest environments. 140 kg capacity.



MOULDED LANYARD KEEPERS

Easy holstered snap hooks breakaway to avoid trip hazard.



COVERED LABELS & I-SAFE™

A Velcro® cover protects harness labels and holds DBI-SALA®'s i-Safe™ identification tag. It gives you an efficient way of recording and storing information on inspections.



DUO-LOK™ QUICK CONNECT BUCKLES

Lightweight one-handed use with memory-fit web-lock ensures fast, non-slipping connections.



REVOLVER™ VERTICAL TORSO ADJUSTERS

Simple and fast adjustments that eliminate loose ends and lock into place, preventing slippage.



REPEL™ TECHNOLOGY WEBBING

Water repellent to reduce attraction of mould and dirt - also has up to 5 times more abrasion resistance.



INTEGRATED SUSPENSION RELIEF STRAPS

Provide an adjustable, continuous loop for post fall, offering suspension relief.



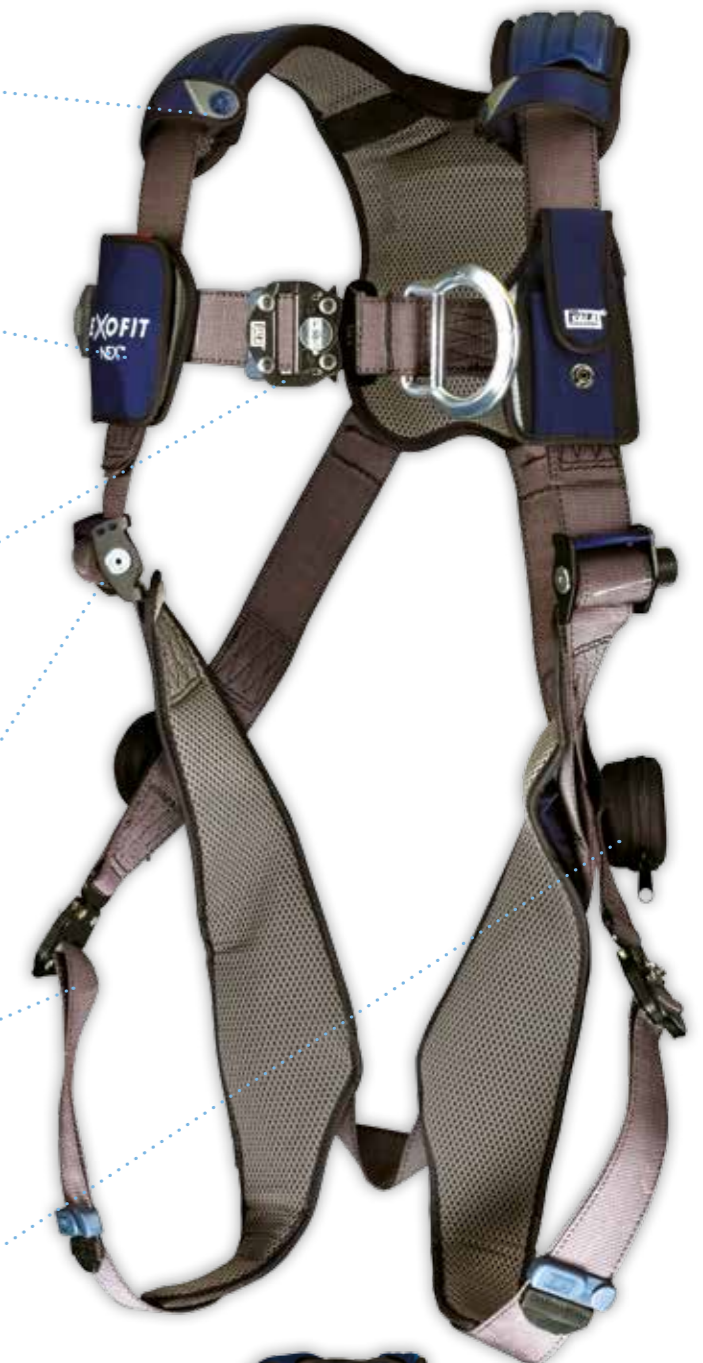
STAND UP DORSAL D-RING

Patented spring-loaded design automatically stands-up, ensuring fast, easy and safe connections to your fall arrest system.



BUILT-IN IMPACT INDICATORS

Rip-stitch indicators allow you to inspect the harness at a glance, for prior damaging impact loads.





EXOFIT NEX™

	←→	DL	DL	kg
1113900	S	DL	DL	1.86
1113901	M	DL	DL	1.91
1113902	L	DL	DL	1.95
1113903	XL	DL	DL	2.00



EXOFIT NEX™ WITH BELT

	←→	DL	DL	DL	kg
1113910	S	DL	DL	DL	2.75
1113911	M	DL	DL	DL	2.81
1113912	L	DL	DL	DL	2.86
1113913	XL	DL	DL	DL	2.92



EXOFIT NEX™ WIND ENERGY WITH BELT

	←→	DL	DL	TG	kg
1113215	S	DL	DL	TG	3.00
1113216	M	DL	DL	TG	3.05
1113217	L	DL	DL	TG	3.10



EXOFIT NEX™ WIND ENERGY WITH BELT

	←→	DL	DL	DL	kg
1113925	S	DL	DL	DL	3.00
1113926	M	DL	DL	DL	3.05
1113927	L	DL	DL	DL	3.10



EXOFIT NEX™ UTILITIES

	←→	DL	DL	kg
1113996	S	DL	DL	3.30
1113997	M	DL	DL	3.50
1113998	L	DL	DL	3.50
1113999	XL	DL	DL	3.60



EXOFIT NEX™ WIND ENERGY

	←→	DL	DL	kg
1113210	S	DL	DL	1.86
1113211	M	DL	DL	1.91
1113212	L	DL	DL	1.95



EXOFIT NEX™ OIL & GAS

	←→	PT	PT	PT	kg
1114016	M	PT	PT	PT	4.00
1114017	L	PT	PT	PT	4.10
1114018	XL	PT	PT	PT	4.20



EXOFIT™ DERRICK

	←→	QC	TG	TG	kg
KB1111621	M	QC	TG	TG	3.50
KB1111622	L	QC	TG	TG	3.55
KB1111623	XL	QC	TG	TG	3.60





EXOFIT NEX™ SUSPENSION

	←→	DL	DL	kg
1113960	S	DL	DL	2.20
1113961	M	DL	DL	2.30
1113962	L	DL	DL	2.40
1113963	XL	DL	DL	2.50



EXOFIT NEX™
SUSPENSION WITH CHEST ASCENDER

	←→	DL	DL	kg
1114026	S	DL	DL	2.30
1114027	M	DL	DL	2.40
1114028	L	DL	DL	2.50
1114029	XL	DL	DL	2.60



EXOFIT NEX™ XP PERSONAL
FLOTATION DEVICE - SOLAS

	←→	PT	PT	kg
1109820	M	PT	PT	3.15
1109821	L	PT	PT	3.20
1109822	XL	PT	PT	3.30



MONKEY BOARD BELT
FOR USE WITH DERRICK HARNESS

CE EN813	kg
KB01000570	1.81

EXOFIT™ ALUMINIUM SEAT SLING

	←→	kg
KB01150064	S	1.55
KB01150068	M	1.60
KB01150069	L	1.60



WEBBING STRAP

CE EN354	←→	kg
KM4040W	40 cm	0.19



BACK PACK

kg
KK053 0.44

Blue and grey DBI-SALA® back pack



SUSPENSION
RELIEF STRAPS

kg
9501403 0.14

Suspension Relief safety strap
for full body harness



DELTA™ COMFORT


Applications



From the biggest selling range of harnesses in the world, the newest Delta™ Comfort full-body harness offers industry-first features such as an improved ergonomic fit and feel, lighter-weight buckles and high-strength webbing. Employing a patented No-Tangle™ triangle pattern creates a frame that allows the harness to easily fall into place when donned. The new Delta™ Comfort harness features liquid-resistant Repel™ webbing and Revolver™ Torso adjusters, which allow for quick adjustment and eradicates loose strap ends. i-Safe™ equipped.




DELTA™ COMFORT



REPEL™ WEBBING

Water repellent to reduce attraction of mold and dirt - also has up to 5 times more resistance to abrasion.



GEAR LOOPS AND CONNECTORS

Range of connection and storage points for tools and pouches.



COMFORT PADDING

To the underside of the shoulder straps, hips and legs.




REVOLVERT™ VERTICAL TORSO ADJUSTER

These unique and innovative adjusters have patent pending. They are simple and fast adjustment that eliminates loose ends and locks into place preventing slippage.



TECH-LITE™ QUICK CONNECT BUCKLES

Lightweight aluminum alloy buckles for fast and easy connections. Other connections available (Pass Through also shown).



STAND UP DORSAL D-RING

Patented spring-loaded design automatically stands-up, ensuring fast, easy and safe connections to your fall arrest system.



RIGID BELT

Allows for 27 kg of tools without collapsing.



PROTECTED LABELS WITH I-SAFE™

A Velcro® cover protects harness labels and holds DBI-SALA®'s i-Safe™ identification tag. It gives you an efficient way of recording and storing information on inspections.





DELTA™ COMFORT

	↔	⊖	⊖	⊖
1112956	S	PT	PT	1.40
1112955	U	PT	PT	1.45
1112957	XL	PT	PT	1.55



DELTA™ COMFORT - QUICK CONNECT

	↔	⊖	⊖	⊖
1112959	S	QC	QC	1.60
1112958	U	QC	QC	1.65
1112960	XL	QC	QC	1.75



DELTA™ COMFORT WITH BELT

	↔	⊖	⊖	⊖	⊖
1112962	S	PT	PT	PT	2.35
1112961	U	PT	PT	PT	2.40
1112963	XL	PT	PT	PT	2.50



DELTA™ COMFORT WITH BELT - QUICK CONNECT

	↔	⊖	⊖	⊖	⊖
1112965	S	QC	QC	QC	2.55
1112964	U	QC	QC	QC	2.60
1112966	XL	QC	QC	QC	2.70



DELTA™ COMFORT

	↔	⊖	⊖	⊖
1112947	S	PT	PT	1.50
1112946	U	PT	PT	1.55
1112948	XL	PT	PT	1.65



DELTA™ COMFORT - QUICK CONNECT

	↔	⊖	⊖	⊖
1112953	S	QC	QC	1.70
1112952	U	QC	QC	1.75
1112954	XL	QC	QC	1.85



DELTA™ COMFORT RESCUE - QUICK CONNECT

	↔	⊖	⊖	⊖
1112950	S	PT	PT	1.70
1112949	U	PT	PT	1.75
1112951	XL	PT	PT	1.85




For more information on the complete Delta™ Comfort Harness Range visit www.capitalsafety.com or scan the QR code to download the brochure.






REPEL™ TECHNOLOGY WEBBING

Water repellent to reduce attraction of mould and dirt - also has up to 5 times more abrasion resistance.




LANYARD KEEPERS

Avoids carrying lanyard by hand when no longer in use.



REVOLVERT™ VERTICAL TORSO ADJUSTERS

Simple and fast adjustments that eliminate loose ends and lock into place, preventing slippage.



COVERED LABELS & I-SAFE™

A Velcro® cover protects harness labels and holds DBI-SALA's i-Safe™ identification tag. It gives you an efficient way of recording and storing information on inspections.



BUILT-IN IMPACT INDICATORS

Rip-stitch indicators allow you to inspect the harness at a glance, for prior damaging impact loads.



STAND UP DORSAL D-RING

Patented spring-loaded design automatically stands-up, ensuring fast, easy and safe connections to your fall arrest system.



NO-TANGLE™ DESIGN

Defining the Delta™ name, the patented triangular design creates a frame that allows the harness to fall into place when donned.



SUREFIT™ NO-TANGLE DESIGN

Surefit™ ensures correct fitting of the harness in the event of a fall while still providing additional comfort for everyday use.



DELTA™

	←→	🛡️	🔗	📊
1112916	S	PT	PT	1.40
1112915	U	PT	PT	1.44
1112917	XL	PT	PT	1.55



DELTA™ - QUICK CONNECT

	←→	🛡️	🔗	📊
1112919	S	CC	CC	1.60
1112918	U	CC	CC	1.65
1112920	XL	CC	CC	1.75



DELTA™

	←→	🛡️	🔗	📊
1112901	S	PT	PT	1.50
1112900	U	PT	PT	1.55
1112902	XL	PT	PT	1.65



DELTA™ - QUICK CONNECT

	←→	🛡️	🔗	📊
1112913	S	CC	CC	1.70
1112912	U	CC	CC	1.75
1112914	XL	CC	CC	1.85





DELTA™ WITH BELT

	↔	⊖	⊖	⊖	kg
1112907	S	PT	PT	PT	2.35
1112906	U	PT	PT	PT	2.40
1112908	XL	PT	PT	PT	2.50

DELTA™ WITH BELT - QUICK CONNECT

	↔	⊖	⊖	⊖	kg
1112910	S	QC	QC	QC	2.55
1112909	U	QC	QC	QC	2.60
1112911	XL	QC	QC	QC	2.70



DELTA™ WITH BELT

	↔	⊖	⊖	⊖	kg
1112922	S	PT	PT	PT	2.35
1112921	U	PT	PT	PT	2.50
1112923	XL	PT	PT	PT	2.60

DELTA™ WITH BELT - QUICK CONNECT

	↔	⊖	⊖	⊖	kg
1112925	S	QC	QC	QC	1.75
1112924	U	QC	QC	QC	2.55
1112926	XL	QC	QC	QC	2.70



The Delta™ high temperature harness is constructed from webbing with a Nomex® outer and a Kevlar® core. The webbing has a 425°C char temperature resistance level. This innovative webbing is as flexible and soft to the touch as any traditional webbing. The harness also incorporates the Delta™ patented No-Tangle™ triangular frame that allows the harness to easily fall into place when donned and increases comfort during use. Also incorporates covered labels and i-Safe™.



For Hot Work SRLs see page 52



DELTA™ NOMEX® KEVLAR® WEBBING


	↔	⊖	⊖	kg
KB1K-P29	M	PT	PT	1.45



DELTA™ NOMEX® KEVLAR® WEBBING

	↔	⊖	⊖	kg
1101714	U	PT	PT	1.71
1101718	XL	PT	PT	1.91





Lanyards are split into 3 distinct types, each with a specific purpose: shock absorbing lanyards (with absorber), restraint lanyards (no absorber), and work positioning lanyards.

SHOCK ABSORBING LANYARDS

These lanyards are for use in situations where a user is exposed to a potential risk of fall. Whether they are made of rope or of webbing, whether they are adjustable or not, shock absorbing lanyards incorporate a shock absorbing system to ensure forces are limited in a fall to under 6 kN.



RESTRAINT LANYARDS

A connecting lanyard must only be used for restraining purposes. In no case should the user be able to manoeuvre in an area where there is a risk of falling. The restraint system is precisely defined for each place where it will be used.



WORK POSITIONING LANYARDS

A work positioning lanyard when used in conjunction with a belt/harness with a belt allows the user to work in comfort, whilst keeping both hands free. Normally a work position system would be used in conjunction with a fall arrest system.



LANYARD ICON KEY

General				Type		
Dimension	Kilogrammes	i-Safe™	Certification	Material Type	Material: Aluminium	Material: Steel
Lanyards						
Lanyard	Twin Leg	Tie-Back	Loops with Thimbles	Carabiner	Screw Carabiner	Gate Strength (Value)
Size of gate opening	Twist Lock	Triple Lock	Connector: Lanyard End	Connector: User End	Connector: Adjuster End	Rope Type
Wrapbax™ Hook	Scaffold Hook	Snap Hook				

NEW SHOCK PACK

Smaller & lighter. Rated to 130 kg Max. User weight.

REVOLUTIONARY NEW HI-10™ ENERGY ABSORBING TECHNOLOGY

5 x Stronger than steel, extremely compact and durable.

I-SAFET™

Each product can be tracked with our Radio Frequency Identification tag and is marked with a unique serial number for inspection purposes.

IDENTIFICATION LABELS

Easy to Access, fully protected.

NYLON REFLECTOR STRIPS

Better visibility in low light conditions.

BODY CONNECTOR

Aluminium Twist Lock or Triple Lock options for greater security.



EZ STOP™ EDGE TESTED MODELS



	←→	🔗	👤	🔗	🔗	🔗	🔗	🔗	📊
1245555	1.50 m	■	2	🔗	21 mm	🔗	60 mm	1.50	
1245552	2 m		1	🔗	21 mm	🔗	60 mm	1.10	
1245554	2 m		1	🔗	20 mm	🔗	60 mm	1.10	
1245553	2 m		1	🔗	20 mm	🔗	22 mm	0.90	

Daily, thousands of people working at height are exposed to falls over or around edges. Those working on electrical pylons, steel fabrications, scaffolding, flat roof structures or telecoms towers today may be using shock absorbing lanyards that are not durable enough to withstand a fall across such a structure. DBI-SALA's answer to this is our new range of lanyards, designed to offer greater security to users exposed to falls over or around edges and tested rigorously over a 0.5 mm radius edge. All edge tested products in the DBI-SALA range are differentiated from DBI-SALA standard shock absorbing lanyards and bear the Edge tested logo.

- The fall arrest solution for all users working at height exposed to falls around or over edges.
- 12 mm diameter rope offers extreme durability whilst maintaining flexible handling for ease of use. Orange accenting indicates suitability for edge applications.

LEG MATERIAL	12 mm diameter (material) rope
BODY CONNECTOR	AJ512/0, Aluminium Triple Lock, 22 mm opening size, 25 kN breaking strength or AJ567/0, Aluminium, 21 mm opening size, 22 kN breaking strength
ANCHOR CONNECTORS	AJ527/0, Aluminium, 60 mm opening, 22 kN breaking strength or AJ512/0, Aluminium Triple Lock, 22 mm opening size, 25 kN breaking strength
MAXIMUM USER WEIGHT	100 kg



EZ STOP™ WRAPBAX™ 2

	←→	🔗	👤	📊
1245544	2 m		1	1.00
1245533	2 m	■	2	1.70

- Highly durable lanyard for users predominantly working in tie back applications.
- Heavy duty, 57 kN tensile strength abrasion resistant webbing for long lanyard life.

LEG MATERIAL	5 mm thick nylon web, 57 kN tensile strength
BODY CONNECTOR	Aluminium Twist Lock, 20 mm opening, 28 kN breaking strength
ANCHOR CONNECTORS	Steel Wrapbax™ 2 Tie Back hook, 21 mm opening size, 22 kN breaking strength



EZ STOP™ WEB

	←→	🔗	👤	🔗	🔗	📊
1245543	1.40 - 2 m		1	🔗	60 mm	1.10
1245532	2 m	■	2	🔗	60 mm	1.10
1245538	2 m		1	🔗	20 mm	1.20
1245539	2 m		1	🔗	60 mm	1.30

- General purpose fall arrest lanyards with polyester webbing leg material.
- Fixed lengths of 1.25 m & 2 m are available along with an adjustable model for applications where other lengths are required.

LEG MATERIAL	Web
BODY CONNECTOR	Aluminium Twist Lock, 20 mm opening, 28 kN breaking strength
ANCHOR CONNECTORS	AJ527/0, Aluminium, 60 mm opening, 22 kN breaking strength or Aluminium Twist Lock, 20 mm opening, 28 kN breaking strength



EZ STOP™ TIE-BACK

	←→	🔗	👤	📊
1245542	2 m		1	1.50
1245550	2 m	■	2	2.00

- Adjustable tie back connection design can be used to create an anchor point from an existing structure.
- Also suitable for connecting directly to an anchor point offering great versatility in different environments.

LEG MATERIAL	35 mm polyester webbing
BODY CONNECTOR	Aluminium Twist Lock, 20 mm opening, 28 kN breaking strength
ANCHOR CONNECTORS	AJ527/0, Aluminium, 60 mm opening, 22 kN breaking strength or Aluminium Twist Lock, 20 mm opening, 28 kN breaking strength



EZ STOP™ ROPE

	←→	🔗	👤	🔗	🔗	📊
1245549	1.25 m		1	🔗	60 mm	0.90

- 10.5 mm diameter braided rope with sewn terminations and thimbles to protect high abrasion areas from wear.
- Not designed for use in edge applications - please see our edge tested shock absorbing lanyards.

LEG MATERIAL	10.5 mm Kernmantle Rope
BODY CONNECTOR	Aluminium Twist Lock, 20 mm opening, 28 kN breaking strength
ANCHOR CONNECTORS	AJ527/0, Aluminium, 60 mm opening, 22 kN breaking strength or Aluminium Twist Lock, 20 mm opening, 28 kN breaking strength



EZ STOP™ EXPANDER™

	↔	🔗	🧠	🔗	🔗	📊
1245536	1.25 m		1	🔗	20 mm	0.60
1245537	1.25 m		1	🔗	60 mm	0.90
1245540	2 m		1	🔗	20 mm	0.65
1245541	2 m		1	🔗	60 mm	1.00
1245534	2 m	■	2	🔗	60 mm	1.50

- Elasticated webbing reduces length by up to 50 cm when not under tension.
- Reduced trip or snarling hazard.

LEG MATERIAL	35 mm polyester webbing
BODY CONNECTOR	Aluminium Twist Lock, 20 mm opening, 28 kN breaking strength
ANCHOR CONNECTORS	AJ527/0, Aluminium, 60 mm opening, 22 kN breaking strength or Aluminium Twist Lock, 20 mm opening, 28 kN breaking strength



ZORBA™ EXPANDER

	↔	🔗	🧠	🔗	🔗	🔗	🔗	📊
KE5200YX/2	2 m	■	2	🔗	11 mm	🔗	60 mm	1.61

The Expander elastic system reduces this lanyards overall length whilst not under tension by up to 0.5 m thus reducing potential trip or snarling hazards and offering maximum freedom of movement during use. Semi permanent triangular screw link for attaching to harness.

LEG MATERIAL	35 mm polyester webbing
BODY CONNECTOR	AJ508 Triangular screw link, 10 mm opening, 27 kN breaking strength
ANCHOR CONNECTORS	KJ527 Aluminium Scaffold Hook, 60 mm opening, 25 kN breaking strength



EZ STOP™ PEAR HOOK TIE BACK

	↔	🔗	🧠	📊
1224569	1.65 m	■	2	1.70
1245559	1.65 m		1	1.10

Pear hook nose profile allows the hook to be used in small diameter anchor points.



Tie back ring can be used to create an anchor point from an existing structure.



The new EZ Stop™ Pear Hook Tie Back lanyard features the unique design and performance of our premium EZ Stop™ lanyard range but allows users to operate safely with an even wider array of anchor points. The Pear Hook can connect around materials up to 50 mm diameter but also be used through small diameter (~22 mm) anchor points that would not work with standard scaffold hooks. The tie back ring can also be used to form an anchor point by tying back the lanyard around suitable part of the structure being climbed.

- Aluminium pear hook nose profile allows small diameter anchor points to be used.
- Suitable for connecting directly to an anchor up to 50 mm in diameter.
- Tie back rings allow the lanyard to create an anchor from an existing structure.
- Wear sleeve protects leg material from premature wear.

LEG MATERIAL	12 mm polyamide rope
BODY CONNECTOR	Aluminium, Triple Lock, 20 mm opening, 28 kN breaking strength
ANCHOR CONNECTORS	Aluminium, Double Action, 50 mm opening, 23 kN breaking strength
MAXIMUM USER WEIGHT	130 kg (100 kg in applications where user is exposed to a fall over a 0.5 m radius edge)



EZ STOP™ SCAFFOLD HOOK TIE BACK

	↔	🔗	🧠	📊
1245556	1.65 m	■	2	2.00
1245558	1.65 m		1	1.70

Tie back ring can be used to create an anchor point from an existing structure.



Scaffold hook with 16 kN gate, reduces the risk of failure under incorrect / cross loading.



The new EZ Stop™ Scaffold Hook Tie Back lanyard brings together the unique features and performance of our premium EZ Stop™ lanyard range with improved functionality for users climbing towers and structures. Where anchor options are limited, the new Scaffold Hook can accommodate materials up to 60 mm diameter but also be used with the tie back ring to form an anchor point by tying back the lanyard around suitable part of the structure being climbed.

- Adjustable tie back connection design can be used to create an anchor point from an existing structure.
- Also suitable for connecting directly to an anchor up to 60 mm in diameter.

LEG MATERIAL	35 mm polyester webbing
BODY CONNECTOR	Aluminium, Triple Lock, 20 mm opening, 28 kN breaking strength
ANCHOR CONNECTORS	Aluminium, Double Action, 60 mm opening, 23 kN breaking strength, 16 kN gate



WORK POSITIONING LANYARD

	DESCRIPTION	←→	kg
KF7POLERSP	Rope	2.50 m	0.98
KF7POLERSP2	Rope	2.20 m	0.98
KF7PPOLESP	Webbing	65 cm - 130 cm	1.10



For use on poles 22 cm - 80 cm in diameter.

WORK POSITIONING LANYARD - ROPE

	←→	🔑	∅	kg
KL1P9/3	0.90 m	🔑	12 mm	0.21
KL1P9/4	1.20 m	🔑	12 mm	0.25
KL1P9/6	1.50 m	🔑	12 mm	0.31



Constructed from 3 strand twisted 12 mm polyamide rope.



WORK POSITIONING LANYARD - TRIGGER

	←→	∅	🔑			🔑			kg
			∅	∅	∅	∅	∅	∅	
KF7T2000	2 m	11 mm	∅	21 mm	Ⓐ	🔑	21 mm	Ⓐ	0.72
KF7T5000	5 m	11 mm	∅	21 mm	Ⓐ	🔑	21 mm	Ⓐ	0.96
KF7T10000	10 m	11 mm	∅	21 mm	Ⓐ	🔑	21 mm	Ⓐ	1.28



Unrivalled level of control over the length of the lanyard. Effortless shortening of the lanyard. Braided rope.



SELF LOCKING CARABINERS WITH A TWIST LOCK

	∅	⊙	🔑	kg
AJ514	18 mm	Ⓢ	25 kN	0.18
KJ5024	21 mm	Ⓐ	25 kN	0.48
KJ5106	33 mm	ⓈⒶ	45 kN	0.55
AJ593	50 mm	Ⓢ	25 kN	0.71
2000112	17 mm	Ⓢ	16 kN	0.23
2000113	30 mm	Ⓢ	16 kN	0.41



The automatic gate closing and locking makes it an ideal choice when the user will open and close the connector many times during the work period. Quick and easy to open with one hand.



SELF LOCKING CARABINERS WITH A TRIPLE TWIST LOCK

	∅	⊙	🔑	kg
KH216SS	21 mm	Ⓐ	30 kN	0.22
AJ572	24 mm	Ⓐ	22 kN	0.11



Triple lock provides the user with confidence that the gate will not accidentally unlock.



SCREW GATE CARABINERS

	∅	⊙	🔑	kg
AJ520	17 mm	Ⓐ	25 kN	0.09
KJ5105S	17 mm	ⓈⒶ	22 kN	0.17
AJ501	17 mm	ⓈⒶ	25 kN	0.17
2000127	18 mm	ⓈⓈ	22 kN	0.32
KJ5107	25 mm	ⓈⒶ	50 kN	0.22



The screw gate is ideal in working situations where opening is occasional during the working day, as the gate can be opened by the action of pushing it onto the anchorage point. The gate can then be manually locked once the carabiner holds the weight of the device.



SCAFFOLD HOOK WITH CAPTIVE EYE

	∅	⊙	🔑	kg
KJ50645	60 mm	Ⓐ	23 kN	0.24
KJ5108	50 mm	Ⓢ	30 kN	0.70
AJ527	60 mm	Ⓐ	25 kN	0.49
AJ565	17 mm	Ⓐ	25 kN	0.21
AJ592	85 mm	Ⓢ	18 kN	0.84
AJ597	63 mm	Ⓢ	22 kN	0.60
AJ595	50 mm	Ⓢ	23 kN	0.54



This detachable scaffold hook can be attached to spliced or webbing lanyards, and other PPE products. Detachable with internal gate means it can be added to a range of products and stays there until it is decided to be removed.

SELF-RETRACTING LIFELINES

Housing	Double Action Swivel	Retrieval Winch	RSQ	Pulley	Leading Edge	Self Locking Swivel Hook
Lifeline Material	Fall Indicator	Connector Material	Carabiner	Captive Eye	Rebar Hook	Scaffold Hook
Snap Hook	Swivelling Opening Hook	SafLok™	Webbing Width	Twin Leg		



DBI-SALA® and Protecta® are the world's number one in fall protection brands leading the development of innovative, reliable and versatile self retracting lifelines (SRLs). Our innovations include the world's first retractable lifeline, first sealed SRL, RSQ™ dual mode SRL, 3-way SRL with built in retrieval and the fall impact indicator. These important safety innovations have now been widely adopted and appreciated by customers across all sectors of industry.

When a life depends on it, it makes good sense to invest in the best product available, with the support of the world's leading manufacturer included in one price. Our SRLs meet CE standards and many of them are also certified for horizontal use.

- HOUSING CONSTRUCTION**
 Thermoplastic - When lightweight is key
 Aluminium - When ultimate durability is required
- LIFELINE MATERIAL**
 Galvanised cable, stainless steel cable or web / synthetic lifeline material for varying environments
- SEALED DESIGN**
 For harsh/corrosive environments like Oil & Gas applications
- RETRIEVAL**
 Ideal for confined space rescue/retrieval applications for easy implementation of rescue plan solutions
- RSQ™**
 Built-in rescue allows user to be lowered after a fall arrest either automatically or manually
- FAST-LINE™**
 Allows user to replace lifeline assembly in the field (available for sealed block only)
- HARNES MOUNT**
 Direct connection takes the hassle out of fall protection
- SHARP EDGE COMPLIANT**
 Specialised lifeline and external shock for leading edge, horizontal use, meeting the latest VG11 sharp edge requirements

SEALED-BLOK™

Applications



TRUSTED

DBI-SALA® continues to set the standard for quality in fall protection. The DBI-SALA® Sealed-Blok™ family has the most comprehensive line of sealed SRLs in the industry and decades of proven field service.

DURABLE

- Stands up to the harshest environments
- Heavy-duty design
 - Corrosion resistant
 - Stainless steel end-plates
 - Aluminum housing

RELIABLE

- Dynamic components sealed inside the housing (IP68 rated)
 - Protects from particles entering product
 - Protected against complete or continuous submersion in water
- Decades of service
- Field proven in the world's toughest environments
- Design extends maintenance intervals and product longevity

TYPICAL APPLICATIONS

Offshore platform access
 Confined space
 Saltwater environments
 Dirty environments

TYPICAL MARKETS

Oil and Gas
 Off-Shore Wind Energy
 Mining
 Marina
 Utilities
 Waste water treatment
 Municipalities



ANTI-RATCHETING DESIGN

Stays locked on rigid and non-rigid (horizontal lifeline) anchors

NEW SEALED DESIGN (Patent Pending)

Ensures efficient, safe operation under all working conditions - the only SRL to meet IP68 sealed rating

140 KG WEIGHT CAPACITY

Higher capacity for operator and tools

CARRYING HANDLE

Built-in design for easy transport with improved ergonomics

SECONDARY ANCHORAGE POINT

Certified for "dropped objects" Protection Rated for fall arrest if primary anchor fails

RETRIEVAL WINCH

RSQ™ DUAL MODE DESIGN

Allows user to select between fall arrest mode and descent mode

5 MM DIAMETER WIRE ROPE

Stainless steel for corrosion resistance

SELF-LOCKING SWIVEL HOOK

Limits lifeline twisting

1630 KG (3600 LB) GATE

Reduces chances of accidental disengagement ("roll-out")

IMPACT INDICATOR

Provides visual indication of Fall Arrest

PIVOTING ANCHORAGE LOOP

Centres the load

ALUMINIUM HOUSING

Provides exceptional strength, durability and corrosion resistance

STAINLESS STEEL END-PLATE

Durable construction for harsh environments

TRIPOD/DAVIT ARM BRACKET

No tools required for install

ERGONOMIC CABLE HANDLE

Provides added comfort and ease-of-use when making connections

I-SAFETM


Track inspection, control inventory and manage information

GALVANISED AND STAINLESS STEEL CABLE

Abrasion resistant and corrosion resistant lifeline options

FAST-LINETM

Provides the user with ability to replace the lifeline in the field





3400854



3400950



3400656



SEALED-BLOK™ FOR OFFSHORE WIND

SEALED-BLOK™ 9 M

	↔	⚙	⚙	⚙	⚙
3400854	9 m	Ⓞ	Ⓞ	■	12.00
3400805	9 m	Ⓢ	Ⓢ		9.00
3400855	9 m	Ⓢ	Ⓞ	■	12.00
3400856	9 m	Ⓢ	Ⓢ	■	12.00

CE (Retrieval models)
EN1496

SEALED-BLOK™ 15 M

	↔	⚙	⚙	⚙	⚙	⚙
3400950	15 m	Ⓞ	Ⓞ			13.00
3400955	15 m	Ⓞ	Ⓞ	■		14.90
3400951	15 m	Ⓢ	Ⓢ			13.00
3400961	15 m	Ⓢ	Ⓢ		■	13.00
3400956	15 m	Ⓢ	Ⓢ	■		14.90
3400944	15 m	Ⓢ	Ⓢ	■	■	14.90

CE (Retrieval Models) EN1496
CE (RSQ™ models) EN341

SEALED-BLOK™ 53 M

	↔	⚙	⚙	⚙
3400656	53 m	Ⓞ	Ⓞ	40.00
3400658	53 m	Ⓢ	Ⓢ	40.00

	↔	⚙	⚙	⚙
3400838	15 m	Ⓢ	Ⓢ	13.00

GEOMET® coating on housing and internal drum. Internal magnetic brake in the Sealed-Blok™ allows the cable to retract at controlled lower speed avoiding damage to the painting of the ladder and preserving the lifetime of the recall spring.



3400880



3400971

SEALED-BLOK™ 25 M

	↔	⚙	⚙	⚙	⚙
3400880	25 m	Ⓞ	Ⓞ	■	20.00
3400867	25 m	Ⓢ	Ⓢ		22.00
3400881	25 m	Ⓢ	Ⓢ	■	23.50
3400917	25 m	Ⓢ	Ⓢ	■	23.50

CE (Retrieval Models) EN1496
CE (RSQ™ models) EN341

SEALED-BLOK™ 40 M

	↔	⚙	⚙	⚙	⚙	⚙
3400971	40 m	Ⓞ	Ⓞ			26.00
3400972	40 m	Ⓢ	Ⓢ			26.00
3400986	40 m	Ⓢ	Ⓢ	■		30.00
3400997	40 m	Ⓢ	Ⓢ		■	28.50

CE (Retrieval Models) EN1496



ASSISTED RESCUE TOOL

	⚙
3500202	3.00

First-Man-Up™ 4.8 m pole with rescue tool for Sealed-Blok™ RSQ™.



RESCUE FORK

	⚙
3500200	0.50

Rescue fork tool for Sealed-Blok™ RSQ™.



ULTRA-LOK™

Applications




Ultra-Lok™ web and cable SRLs are rugged, highly engineered devices that can be counted on for user safety, efficiency and reliability. Available with synthetic rope, stainless steel or galvanised steel cable and aluminium or thermoplastic housing. The RSQ™ model is the world's first dual-mode self-retracting lifeline for fall arrest and integrated rescue.

RSQ™ DUAL-MODE ULTRA-LOK™

No other brand has the exclusive DBI-SALA® dual-mode descent operation! Our RSQ™ feature allows the user, prior to connection, to choose their mode of operation. This two-in-one operation lowers the cost of ownership by reducing the need for separate rescue equipment and ensuring you always have a rescue plan.

- Standard fall arrest mode
- Automatic descent mode - self rescue
- Remote/Assisted descent activation options



ANCHOR SWIVEL

Allows the block to align with lifeline and avoid any torsion of the cable when the user is working.



LIGHTWEIGHT AND DURABLE THERMOPLASTIC HOUSING

Provides exceptional durability and is lightweight for easy handling.



STAINLESS STEEL COMPONENTS

Stainless steel internal parts ensures increased corrosion resistance and operational longevity.



SEMI-SEALED DESIGN

Gasket between the housings makes the block semi-sealed which increases protection against the intrusion of dust and water thereby offering additional protection against corrosion.



CONSTANT MOVING PAWLS, ANTI-RATCHET SYSTEM

Anti-ratchet system means the pawls do not easily disengage after a fall. This unique feature ensures that the pawls will remain engaged even if the anchorage structure is flexible and likely to induce rebounds.



RESERVE LIFELINE

Allows the brake to perform even if a fall occurs when the cable is fully extended.



IMPACT INDICATING HOOK

Allows easy visual inspection to determine if the unit has experienced a fall by a user.



WEB SRL

Nylon web lifeline models are lighter weight for added comfort and are less abrasive to objects around the system.

SHARP EDGE SRL

Unique design incorporates larger diameter 5.5 mm cable and an in-line shock absorber for the demands of leading edge applications.



ULTRA-LOK™ 3.35 - 6 M

	↔	🔗	🌀	📏	📊
KD1PWB335	3.35 m	Web	18 mm	2.30	
KD1PWB610	6.10 m	Web	18 mm	3.10	



ULTRA-LOK™ 6 M

	↔	🔗	🌀	📏	📊
3504427	6 m	Ⓞ	Ⓢ	18 mm	4.50
3504429	6 m	ⓈⓈ	ⓈⓈ	18 mm	4.50



ULTRA-LOK™ 9 M

	↔	🔗	🌀	📏	📊
3504424	9 m	Ⓞ	Ⓢ	18 mm	5.44
3504426	9 m	ⓈⓈ	ⓈⓈ	18 mm	5.40



ULTRA-LOK™ 15 M - VECTRAN ROPE

	↔	🔗	🌀	📏	📊
3504481	15 m	Ⓢ	Ⓢ	18 mm	6.55

Vectran rope helps to resist abrasion, heat and electrical conductivity. Polyurethane housing.



ULTRA-LOK™ RSQ

	↔	🔗	🌀	📏	📊
3504553	15 m	Ⓞ	Ⓢ	18 mm	8.50
3504554	15 m	ⓈⓈ	Ⓢ	18 mm	8.50
3504555	15 m	ⓈⓈ	ⓈⓈ	18 mm	8.50



ULTRA-LOK™ 15 M

	↔	🔗	🌀	📏	📊
3504465	15 m	Ⓞ	Ⓢ	18 mm	7.45
3504467	15 m	ⓈⓈ	ⓈⓈ	18 mm	7.45




ULTRA-LOK™ 25 M

	↔	🔗	🌀	📏	📊
3504489	25 m	Ⓢ	Ⓞ	18 mm	15.00



ULTRA-LOK™ LEADING EDGE

	↔	🔗	🌀	📏	📊
3504503	9 m	Ⓞ	Ⓢ	18 mm	6.00
3504601	15 m	Ⓞ	Ⓢ	18 mm	15.00



ASSISTED RESCUE TOOL

	📊
3500102	2.00

First Man Up™ 4.8 m pole with rescue tool for Ultra-Lok™ RSQ™.

RESCUE FORK



	📊
3500100	0.30

Rescue fork tool for Ultra-Lok™ RSQ™.

NANO-LOK™

Applications



MAINTAIN SAFE FALL DISTANCES FOR IMPROVED WORKER SAFETY

COMPACT

Nano-Lok™ is ergonomically designed for ease-of-use and is ideal for direct connection to most harnesses. And at only 725 g, it's virtually unnoticeable on your back, stays out of the way and can be easily used as a lanyard replacement.


VERSATILE

Whether your application requires single or twin leg configurations, mounting to an overhead anchor or for connection directly to a harness, there are more than 10 models to choose from to suit almost any application.

SAFE

Nano-Lok™ locks quickly - stopping a fall within inches - providing more protection at low heights. In addition, tension is always kept on the lifeline, which reduces dragging, snagging and trip falls. Both features are key safety improvements.

SINGLE LEG CONNECTOR



TWIN LEG CONNECTOR



COMPATIBLE WITH A SHOULDER OR FOOT CONNECTION

Improve safety by allowing a shoulder and foot level connection for 141 kg capacity

EXTREMELY COMPACT AND LIGHTWEIGHT

At just 725 g, this SRL is the lightest, most compact unit on the market in its class - 15% lighter & 30% smaller

141 KG WEIGHT CAPACITY

Higher capacity for operator & tools

WIDE VARIETY OF CONFIGURATIONS

Provides complete jobsite versatility & flexibility

MEETS OR EXCEEDS INDUSTRY STANDARDS

EN360 : 2002



Helps track equipment and manage safety inspection programs

SINGLE LEG ANCHORAGE CONNECTOR

- Attaches directly to back of most harnesses - no separate carabiner required
- Installs to web, leaving dorsal D-ring open for other equipment or rescue
- Design provides snug fit to worker's back eliminates nuisance "flopping"

SWIVELING ANCHORAGE LOOP

Limits lifeline twisting for smoother operation

IMPACT-RESISTANT HOUSING

High-strength housing provides maximum durability

AUTOMATIC QUICK-ACTIVATING ARRESTOR

- Stops falling worker within inches - reduces fall distances and average arresting forces to 6 kN or less
- Replaces lanyard and improves safety
- Advanced webbing (thickness 1.5 mm, width 20 mm)

IMPACT INDICATOR

- Integrated shock absorber provides visual indication of a fall
- Very short shock absorber deployment length: 50 cm requires small clearance

RETRACTABLE LIFELINE

Provides continuous fall protection without restrictions - keeps lifeline out of worker's way, reducing dragging, snagging & trip falls

1630 KG GATE

Reduces chances of accidental disengagement (roll-out) for added safety





NANO-LOK™ SINGLE LEG

3101207	1.95 m	A	57 mm	1.28
---------	--------	---	-------	------



NANO-LOK™ SINGLE LEG

3101262	1.90 m	A	19 mm	0.99
---------	--------	---	-------	------



NANO-LOK™ SINGLE LEG

3101265	1.95 m	S	19 mm	1.13
---------	--------	---	-------	------



NANO-LOK™ SINGLE LEG

3101264	1.95 m	A	19 mm	0.99
---------	--------	---	-------	------



NANO-LOK™ SINGLE LEG

3101208	2.00 m	A	57 mm	1.15
---------	--------	---	-------	------



NANO-LOK™ TWIN LEG

3101298	1.95 m	A	57 mm	2.43
---------	--------	---	-------	------



NANO-LOK™ TIE-BACK SINGLE LEG

3101423	2.70 m	S	19 mm	1.60
---------	--------	---	-------	------



NANO-LOK™ TIE-BACK TWIN LEG

3101425	2.70 m	S	19 mm	2.85
3101424	2.70 m	S	19 mm	2.90

3101425: Direct to harness connector.
3101424: Fixed D Ring Connector.



VERSATILE

Unrivaled jobsite flexibility

- The 0.9 m (36") tie-back leg provides options where traditional anchor connectors are not available or feasible.
- With a total working length of 2.7 m (9 ft.) the Nano-Lok™ Tie-Back offers more mobility and flexibility.
- Industry leading 141 kg (311 lb) user capacity.
- Gate strength; 22 kN.

CONNECTION

Tie-back connection should be at shoulder level or above. The tie back connection must not be below shoulder level.

NANO-LOK™ EDGE CABLE - THE WORLD'S ONLY ZERO RADIUS EDGE RATED SRL

Nano-Lok™ Edge is specifically designed for foot level tie-off and sharp edge applications often found in construction. It is ergonomically designed for ease-of-use and is ideal for direct connection to most harnesses. The extremely compact and lightweight design is virtually unnoticeable on your back, staying out of the worker's way and making it ideal as a lanyard replacement. Whether your application requires single or twin leg configurations, mounting to an overhead anchor or for connection directly to harness, there are numerous models to choose from to suit almost any application. Nano-Lok™ locks quickly - stopping a fall within inches - providing more protection at low heights. In addition, tension is always kept on the lifeline, which reduces dragging, snapping and trip falls. Both features are key safety improvements.



reddot award 2015
honourable mention

DEDICATED FOOT LEVEL TIE-OFF

Dedicated design minimises fall forces, auto retraction of unused lifeline minimises trip hazards

EASY-FIT CONNECTOR

360° rotation, full integration with energy absorber, frees D-ring for other equipment

INTEGRATED BACK-PACK STYLE ENERGY ABSORBER

Works with connector to limit fall forces, for extreme sharp edge performance. Back pack design stays tight, evenly disperses weight

DESIGNED TO MEET SHARP EDGE STANDARDS

Cable - Galvanised steel 5 mm lifeline - Extreme sharp edge protection - Meets CE EN:2002 & standard requirements of VH11.60 rev 7

Web - High-resistance web 20 mm Dyneema® web makes lightweight and extreme resistance performance possible



IMPACT-RESISTANT HOUSING

Lightweight but extremely durable

141 KG CAPACITY

Ultimate jobsite flexibility to accommodate users who carry more equipment

GALVANISED STEEL 5 MM LIFELINE

Extreme sharp edge protection

MULTIPLE HOOK OPTIONS

Configure to your unique requirements



NANO-LOK™ EDGE - CABLE

	←→	⚙	🔗	👤	📏	📊
3500245	2.40 m		🔗	👤	19 mm	1.30
3500242	2.40 m	■	🔗	👤	19 mm	3.28

NANO-LOK™ EDGE - CABLE

	←→	⚙	🔗	👤	📏	📊
3500224	2.40 m		🔗	👤	19 mm	1.70
3500239	2.40 m	■	🔗	👤	19 mm	2.49



NANO-LOK™ EDGE - CABLE

	←→	⚙	🔗	👤	📏	📊
3500243	2.50 m		🔗	👤	63.5 mm	1.30
3500240	2.50 m	■	🔗	👤	63.5 mm	2.81

NANO-LOK™ EDGE - CABLE

	←→	⚙	🔗	👤	📏	📊
3500244	2.50 m		🔗	👤	57 mm	1.46
3500241	2.50 m	■	🔗	👤	57 mm	2.49



NANO-LOK™ EDGE - WEB

	Length	Attachment	Locking	Label	Width	Weight
3101430	2.40 m	Two Snap Hooks	None	(A)	19 mm	1.30
3101440	2.40 m	Two Snap Hooks	Locking	(A)	19 mm	2.22



NANO-LOK™ EDGE - WEB

	Length	Attachment	Locking	Label	Width	Weight
3101432	2.50 m	Two Snap Hooks	None	(A)	63.5 mm	1.70
3101442	2.50 m	Two Snap Hooks	Locking	(A)	63.5 mm	3.01



NANO-LOK™ EDGE - WEB

	Length	Attachment	Locking	Label	Width	Weight
3101438	2.50 m	Two Snap Hooks	None	(S)	63.5 mm	1.80
3101448	2.50 m	Two Snap Hooks	Locking	(S)	63.5 mm	3.22



NANO-LOK™ EDGE - WEB

	Length	Attachment	Locking	Label	Width	Weight
3101433	2.50 m	Two Snap Hooks	None	(A)	57 mm	1.30
3101443	2.50 m	Two Snap Hooks	Locking	(A)	57 mm	2.22



NANO-LOK™ EDGE - WEB

	Length	Attachment	Locking	Label	Width	Weight
3101436	2.40 m	Two Snap Hooks	None	(S)	19 mm	1.46
3101446	2.40 m	Two Snap Hooks	Locking	(S)	19 mm	2.55



NANO-LOK™ EDGE - WEB

	Length	Attachment	Locking	Label	Width	Weight
3101435	2.40 m	Two Snap Hooks	None	(Z)	50 mm	1.63
3101445	2.40 m	Two Snap Hooks	Locking	(Z)	50 mm	2.88



The first ever self retracting lifeline designed for welding, grinding and high heat applications.

DURABLE

Reinforced webbing with Nomex®/Kevlar® fiber to withstand sparks, weld splatter and other high heat exposure.

VERSATILE

5 different Nano-Lok™ configurations, single and twin-leg, that can be connected at foot level to meet your specific needs.

SAFE

Arc flashed to 8 calories (8 cal/cm²), for hot work use in applications like welding, grinding and torching. Meets or exceeds industry standards. CE EN360:2002.



NANO-LOK™ FOR HOT WORK



	←→	🔗	🔗	🔗	🔗	🔗
3101521	2 m		🔗	Ⓢ	63 mm	1.60
3101524	2 m	■	🔗	Ⓢ	63 mm	3.10



NANO-LOK™ FOR HOT WORK



	←→	🔗	🔗	🔗	🔗	🔗
3101522	2 m		🔗	Ⓐ	57 mm	1.50
3101525	2 m	■	🔗	Ⓐ	57 mm	3.20



NANO-LOK™ FOR HOT WORK



	←→	🔗	🔗	🔗	🔗	🔗
3101523	2 m		🔗	Ⓢ	19 mm	1.60



Scan for Nano-Lok™ Hot Work Brochure



TALON™ EDGE



	←→	🔗	🔗	🔗	🔗
3101045	4.50 m	🔗	Ⓢ	63.5 mm	2.09
3101046	4.50 m	🔗	Ⓢ	19 mm	1.71
3101047	4.50 m	🔗	Ⓐ	57 mm	1.84
3101048	4.50 m	🔗	Ⓐ	19 mm	1.84
3101049	4.50 m	🔗	Ⓐ	63.5 mm	1.94



- Anti-ratchet system. Dyneema/Kevlar® webbing.
- Thermoplastic housing.
- i-Safe™ equipped. Anchorage connector: Twist Lock.

Load arrestors are safety devices used in conjunction with lifting devices such as cranes and hoists. The Load arrestor provides independent protection that will arrest the fall of a load in the event of the primary system failing and reduces the risk of equipment damage and protects personnel in and around the danger zone. Protects loads from 100 kg to 3000 kg.



LOAD ARRESTOR

	←→	🔗	🔗	🔗	WORKING LOAD	🔗
KD4PLA3012	12 m	Ⓒ	Ⓐ	5 mm	300 kg	8.70
KD4PLA5005	5 m	Ⓒ	Ⓐ	7 mm	500 kg	8.30

For more information on the complete range of DBI-SALA® Self-Retracting Lifelines visit www.capitalsafety.com

UP HERE, PUT YOUR TRUST IN GEAR THAT WORKS AS HARD AS YOU DO

NEW Nano-Lok™ XL providing up to 33% more lifeline to the user. The additional length increases the anchorage options for the user and further establishes Nano-Lok™ as the most versatile personal SRL on the market.

- Single leg and twin leg option
- Can be connected at foot level
- 2.7 m to 3.3 m length models available
- 10 different models with different carabiner and snap hooks
- The most compact 3 m unit on the market
- Industry standards. CE EN360:2002.



NANO-LOK™ XL SINGLE LEG

3101616	3.40 m	♀	Ⓢ	19 mm	1.50
---------	--------	---	---	-------	------



NANO-LOK™ XL SINGLE LEG

3101617	3.40 m	♀	Ⓐ	19 mm	1.20
---------	--------	---	---	-------	------



NANO-LOK™ XL SINGLE LEG

3101614	3.40 m	♀	Ⓐ	19 mm	1.20
---------	--------	---	---	-------	------



NANO-LOK™ XL SINGLE LEG

3101615	3.40 m	♀	Ⓢ	19 mm	1.40
---------	--------	---	---	-------	------



NANO-LOK™ XL SINGLE LEG

3101619	3.00 m	♀	Ⓐ	52 mm	1.50
---------	--------	---	---	-------	------



NANO-LOK™ XL SINGLE LEG

3101643	2.80 m	♀	Ⓐ	52 mm	1.50
---------	--------	---	---	-------	------



NANO-LOK™ XL SINGLE LEG

	←→	🔗	ⓐ	ⓐ	📊
3101644	2.80 m	🔗	ⓐ	57 mm	1.50



NANO-LOK™ XL SINGLE LEG

	←→	🔗	ⓐ	ⓐ	📊
3101620	2.80 m	🔗	ⓐ	57 mm	1.50



NANO-LOK™ XL TWIN LEG

	←→	🔗	ⓐ	ⓐ	📊
3101636	2.80 m	🔗	ⓐ	52 mm	2.90



NANO-LOK™ XL TWIN LEG

	←→	🔗	ⓐ	ⓐ	📊
3101637	2.98 m	🔗	ⓐ	57 mm	2.90

EMERGENCY ESCAPE

Use the Rollgliss® 550 as an escape device when it is imperative to get to the ground as quickly as possible.

ASSISTED RESCUE PICK-OFF


Use the Rollgliss® 550 for an assisted pick-off rescue when a victim is unable to get to safety alone. Lower to the victim and hook up to them and use the device to descend to safety.

ASSISTED RESCUE

Attach the Rollgliss® 550 to the top of the wind turbine and lower the hook end to the victim and lower them to the ground.

CUSTOM RESCUE

The Rollgliss® 550 can be used in many custom rescue situations. Use the system to repel down the structure to safety.



ROLLGLISS® - R550 - WITHOUT RESCUE HUB

	←→	📊
3328010	10 m	2.84
3328020	20 m	3.41
3328030	30 m	3.98
3328040	40 m	4.55
3328050	50 m	5.12
3328060	60 m	5.69
3328070	70 m	6.26
3328080	80 m	6.83
3328090	90 m	7.40
3328100	100 m	7.97
3328110	110 m	8.54
3328120	120 m	9.11
3328130	130 m	9.68

CE EN341 CE EN1496

Other lengths or longer lengths up to 500 m: contact us

OPTIONAL RESCUE HUB

Allows to perform not only evacuation but also rescue

BI-DIRECTIONAL HUB

Rope descends from either side which brings one hook up as the other goes down, allowing for immediate use after each descent

OPTIONAL BRACKET

Allows quick and easy connection to the ladder rung in order to optimise effectiveness of the rescue

DURABLE ROPE

9.5 mm (3/8") static kernmantle rope rated for durability

MULTIPLE LENGTH OPTIONS

Lengths from 10 to 200 m for 2 persons and from 10 to 500 m for 1 person



ROLLGLISS® - R550 - WITH RESCUE HUB

	←→	📊
3329010	10 m	3.45
3329020	20 m	4.02
3329030	30 m	4.59
3329040	40 m	5.16
3329050	50 m	5.73
3329060	60 m	6.30
3329070	70 m	6.87
3329080	80 m	7.44
3329090	90 m	8.01
3329100	100 m	8.58
3329110	110 m	9.15
3329120	120 m	9.72
3329130	130 m	10.29


CE EN341 CE EN1496

Other lengths or longer lengths up to 500 m: contact us



The Rollgliss® R350 system provides efficient hauling, but more importantly, very controlled lowering (a finger and thumb are all that is required to hold a load). This system also allows you to change the hauling ratios on the fly with quick release pulleys, allowing custom rigging for different applications and jobsites.

- Interchangeable pulley system with a 3:1 ratio standard
- Includes everything you'll need for efficient rescue
- Rope retention bar does not allow rope to twist or overlap
- Visual and audible function controls
- Static kernmantle rope for optimum performance
- Quick connect system allows fast insertion of various pulleys



ROLLGLISS® - R350

	←→	Ratio	Person	kg
AG6350ST31/30	30 m	3:1	1	5.70
AG6350ST31/60	60 m	3:1	1	6.20
AG6350ST51/60	60 m	5:1	2	6.40

CE EN341 CE EN1496



Rescumatic™ provides safe, automatic controlled descent from overhead cranes, towers, buildings, vessels or other heights. The system safely lowers the endangered worker, or workers, at a controlled rate of 3 ft. (0.9 m) per second. The stainless steel housing Rescumatic™ fitted with stainless steel cable is MCA certified (Marine Certification for Vessels).

- Pre-rigged for quick and easy installs and use
- No power source or special skills or tools required
- Simply don body support and step off structure for evacuation
- Bidirectional design, one end of lifeline descends while other ascends
- Galvanized wire core polyester rope for added strength



RESCUMATIC™ DESCENT CONTROLLER

	SS	kg
KG1P100SSA	SS	3.50

CE EN341

Descender Rescumatic™ galvanised steel housing.

ROPE WITH SS CABLE CORE

	Ø	SS	kg/m
AG157/I	5 mm	SS	0.1 kg/m

5 mm stainless cable for Bimatic™ and Rescumatic™ (per metre).



ALUMINIUM TRIPOD

	←→	kg
KM1PT7	2.13 m	22.00

CE EN795

Lightweight, durable aluminum construction. Includes quick connect winch mount bracket. Includes top mounted pulley system. Telescoping adjustable locking legs for easy set-up. Fast detent pin style adjustment and locking. Rubber safety shoes with spiked edges for different terrains. Optional safety chain for added support, strength and safety 22 kN (5,000 lb) built-in head-mounted anchor points. Winch not included – please order separately.



ROLLGLISS® R250 RESCUE KIT

	←→	kg
AG62501010	10 m	6.10
AG62501020	20 m	6.60
AG62501030	30 m	7.10

Kit includes: R250 automatic blocking descender and belay device, rope (10 m, 20 m, or 30 m travelling lengths), 5 m telescopic rod, rigging system, ascent handle, anchorage ring and carrying bag.



ROLLGLISS® R250 RESCUE DESCENDER

	kg
AG6250000	0.50

The ideal descender! The R250 is a versatile tool for rescue teams. It allows descent, evacuation and work on the rope. Descent is easily controlled, thanks to the descender's handle, and an anti-panic function eliminates the risk of accidents caused by incorrect handling.

Usage limits:

- 1 person
- Max 150 kg
- Descent: Max 100 m

Conforms to:


- EN 341 Class A standard
- *This conformity is valid only with AG6250ROPE



WINCHES

	←→	Ø	kg
KT2PW60L	18 m	5 mm	16.00
KT2PW120L	36 m	5 mm	17.52

CE EN1496



ROPE CONTROL DEVICE

	kg
AG6800260B	0.40

CE EN567

With brake.

	kg
AG6800260	0.27

CE EN567

Without brake. Mountable on the Rollgliss® winch AG6800300.



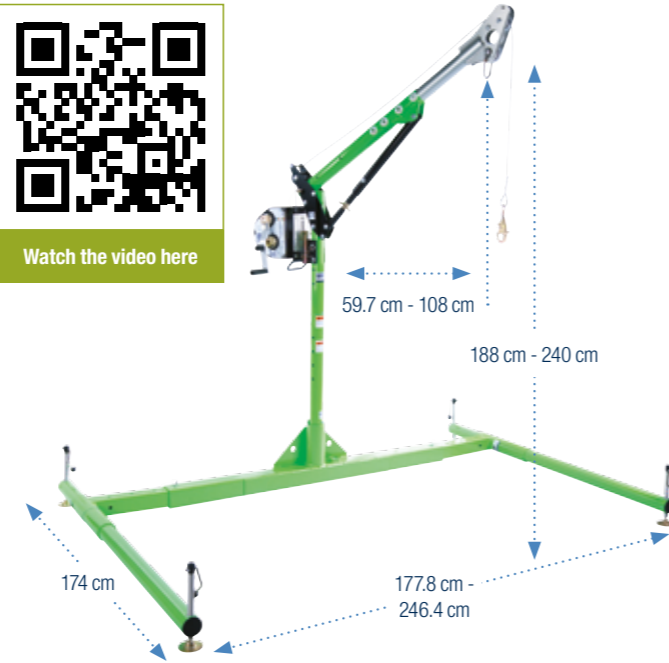
ROLLGLISS® CARRYING BAG

	←→	kg
AG6800621	up to 100 m	0.85
AG6800622	up to 250 m	1.19

The DBI-SALA® Advanced Series Hoist Systems are designed for manhole and confined space entry/retrieval applications. These units are constructed of lightweight materials including high-strength aluminium. The davit pivots for ease-of-rescue and has adjustment for overhead clearance restrictions. The lower base adjusts to fit most standard entries. Many other portable and fixed bases are available to suit any jobsite need.



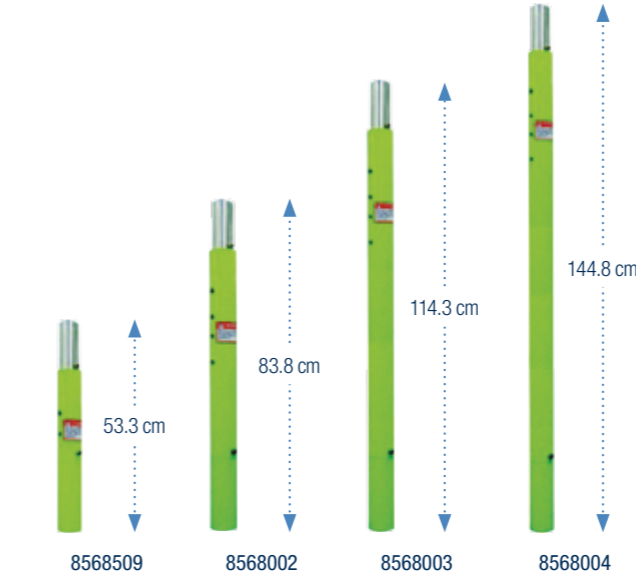
Watch the video here



5-PIECE HOIST SYSTEM

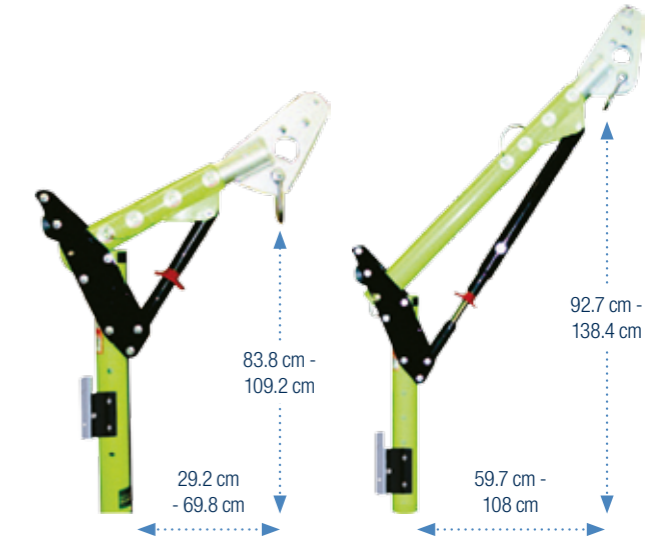
Model	Length	Weight (kg)
8568040	L	60.00

Includes Large offset adjustable upper mast (8568006), 33" (838 mm) lightweight lower mast (8568002), and 3-piece lightweight base (8568008). Includes winch mount brackets.
Note: Winch not included



LOWER MAST EXTENSIONS

Model	Length	Weight (kg)
8568509	53.30 cm	6.80
8568002	83.80 cm	8.20
8568003	114.30 cm	9.50
8568004	144.80 cm	10.90

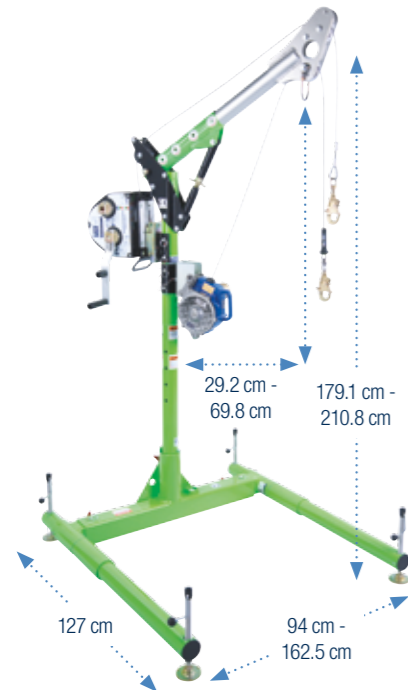


2 & 3 PIECE ADJUSTABLE OFFSET MASTS

Model	Length	Weight (kg)
8568001	29.20 cm - 69.80 cm	10.00
8568006	59.70 cm - 108 cm	12.00



DBI-SALA® Two and Three-Piece Adjustable Offset Davit Masts & Lower Mast Extensions. Customise either one of these davit masts with up to two lower mast extensions to increase the anchorage height. Includes winch mount bracket.



5-PIECE HOIST SYSTEM

Model	Length	Weight (kg)
8568000	M	45.00

Davit arm and base system includes 29.2 cm to 69.8 cm adjustable offset upper mast (8568001), 83.8 cm lightweight lower mast (8568002) and 3-piece lightweight base (8568005). Includes winch mounting bracket. Order winch and SRL separately.

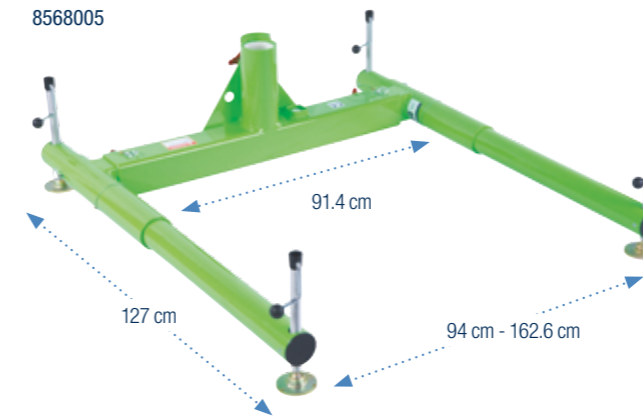


SMALL OFFSET ADJUSTABLE MAST

Model	Weight (kg)
8568383	15.40
8568384	15.40

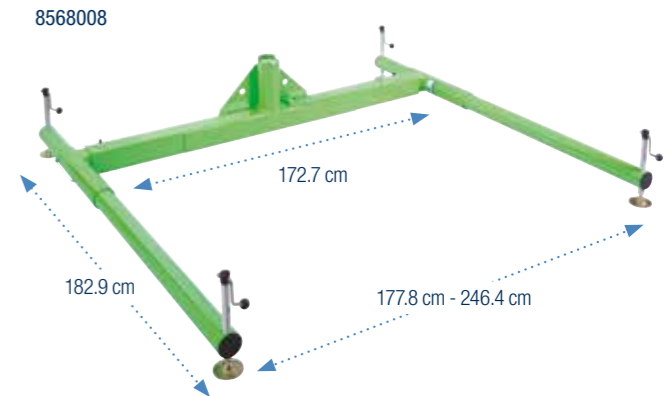
LARGE OFFSET ADJUSTABLE MAST

Model	Weight (kg)
8568385	16.30
8568386	17.70
8568387	19.50




3-PIECE PORTABLE BASE

Model	Width	Weight (kg)
8568005	Max. width 69.80 cm	27.00
8568008	Max. width 108 cm	41.00



DBI-SALA® Advanced Portable Bases work with a variety of Advanced Davit Arm and Mast Extensions. Portable bases are ideal when you need to move and access various confined space areas. These bases are lightweight, easy to transport, set-up and use.



ADJUSTABLE BARREL MOUNT SLEEVE

8562285	0 - 60.90 cm	26.00
---------	--------------	-------



Designed for shoring, wall and parapet applications where frequent set-up over varying wall thicknesses is required. Standard unit accommodates wall thicknesses up to a maximum of 24" (609.6 mm), with shorter or longer adjustment tubes available on request. Anodized, welded aluminum with zinc plated steel hardware for lightweight durability. Comes with inner sleeve. Can only be used with a small offset davit.




FLUSH FLOOR MOUNT SLEEVE

8560316		9.50
---------	--	------



Mild Steel construction. Recessed fastener pockets allow for bolt-in installation into existing concrete or steel structure. Flush mount design allows passage of traffic and eliminates trip hazards when not in use. Comes with PVC sleeve liner.




CENTRE MOUNT SLEEVE

8562831	6.00
---------	------



Zinc Plated Mild Steel construction. Mounts to existing concrete. Comes with PVC sleeve liner.




WALL MOUNT SLEEVE

8568348	SS	5.40
8566191	Z	5.40



Compact design creates minimum intrusion into work space. Mounts to vertical concrete or steel structures. Comes with PVC sleeve liner.



FLOOR MOUNT SLEEVE

8566190	Z	5.90
8568347	SS	5.90



Mounts to horizontal concrete or steel structure. Comes with PVC sleeve liner.



The Advanced Counterweight System is composed of a central base unit to accommodate a variety of anchoring options, positioning and adjustment legs, and extension assemblies. Use this base assembly with the Advanced Catwalk Clamp to secure to the underside of elevated walkways, catwalks and mezzanines. This option offers a flexible mix of tank entry into challenging areas. Weight plates sold separately.



COUNTERWEIGHT SYSTEM BASE

	INFO	kg
8564496	Base & Pole Leg Assembly	87.00
8562894	Base & Screw Leg Assembly	90.00



COUNTERWEIGHT CART

8520867	136.08
---------	--------



Offers a portable solution to move your counterweight easily & effectively in areas throughout a plant on level ground. Weight plates sold separately.





EXTENDABLE POLE HOIST

	INFO	kg
8560409	1.20 m - 2.10 m	5.40
8560476	1.80 m - 3.05 m	6.35
8561235	T Bar Leg Assembly	3.20



The Advanced Side Entry System is designed for confined space entry/retrieval and rescue operations involving horizontal entries with vertical positioning or retrieval required inside the space.

The Advanced Side Entry System may be used with the model 8541683 External Adjustable Tank Collar for adaptation to different manways.



EXTERNAL ADJUSTABLE TANK COLLAR

8541683	40.00
---------	-------



External Adjustable Tank Collar, w/tie bar assemblies, used to fit outside of manway.



COUNTERWEIGHT CART

8561233	31.30
---------	-------

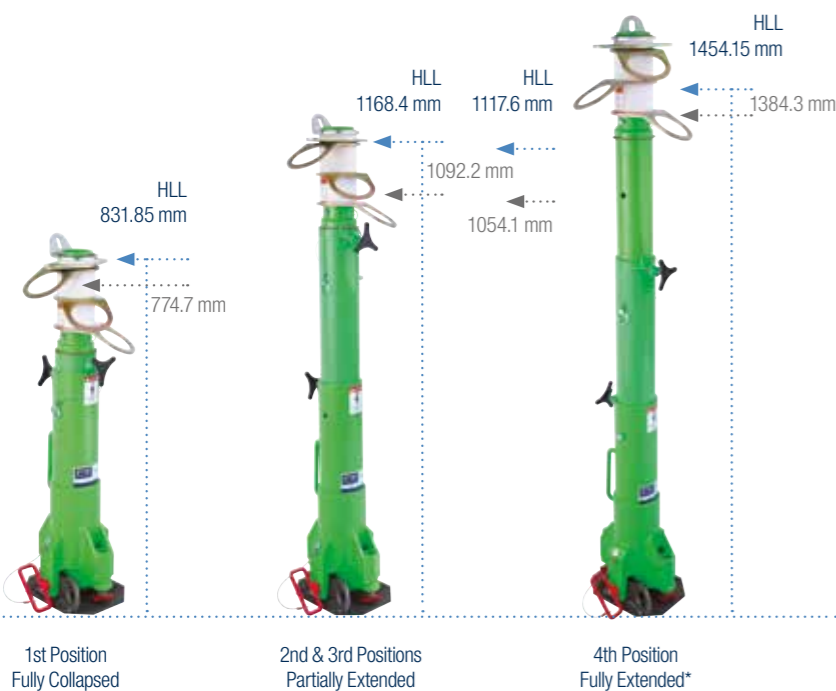


Side Entry System Package for use with external adjustable tank collar or permanently mounted bases.

The Advanced Portable Fall Arrest Post is specifically designed for use on top of transformers or other types of vertical platforms with potential fall hazards.

It's compact and lightweight design of only 17.20 kg (38 lbs) makes the post very easy to transport and put in place.

The system features 3 independent swivel anchor points. They can rotate 360 degrees, offering freedom of mobility for up to 3 workers with self-retracting lifelines or fixed length lanyards.



PORTABLE FALL ARREST POST

8566691	17.00
---------	-------



Telescopic design; 83.20 cm to 116.80 cm to 145.40 cm. Lightweight and durable aluminium construction. Levelling screws plumb system on inclines up to 15°. Built-in anchor ring for horizontal lifeline attachment. Portable and fixed bases provide complete jobsite versatility.



356 MM ANCHOR POST EXTENSION

8566692	2.20
---------	------



Allows for tie-off of one worker at an increased height of 1740 mm (68.5").




CONCRETE ANCHOR PLATE

8569819	19.50
---------	-------



For use with the Portable Fall Arrest Post.



WELD-ON MOUNTING PLATE

8560816	5.30
---------	------



Unplated mild steel construction.



PORTABLE FALL ARREST SYSTEMS BASES

8567422	5.40
---------	------



With tie off.

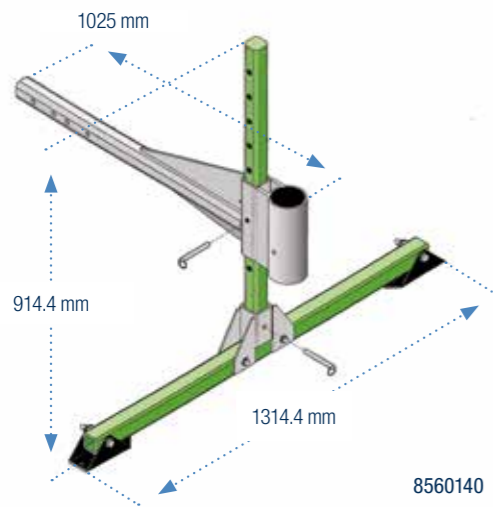
ISO CONTAINER FALL ARREST POST

8563161	1.25 m	12.00
---------	--------	-------

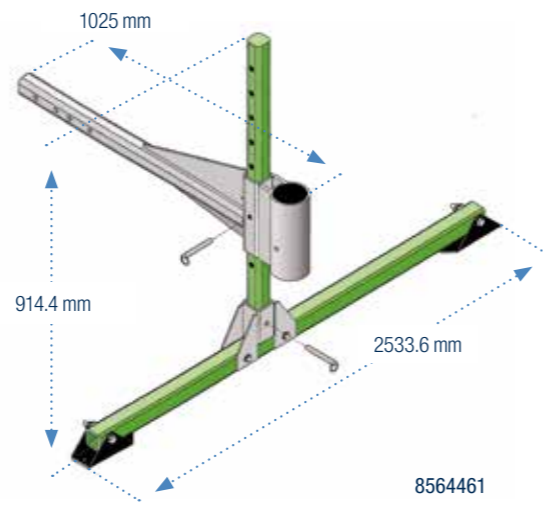


Compatible with all ISO certified containers. Provides an elevated anchorage point reducing fall clearance requirements. Ensures total fall protection solution, even while working on a single container. No tools or container modification required.





8560140



8564461

The Vehicle Hitch Mount Sleeve is designed to install into a 2" (51 mm) hitch receiver on an attendant vehicle to provide a portable anchor point for confined space entry/retrieval, rescue and fall-arrest systems.

Various sockets, extensions and accessories are available to allow use of the sleeve in a multitude of situations.

VEHICLE HITCH MOUNT SYSTEM

	INFO	kg
8560140	For small offset davit	25.80
8564461	For large offset davit	28.10



VEHICLE HITCH SLEEVE EXTENSIONS

	←-----→	kg
8514503	0.61 m	7.70
8512829	1.21 m	12.60
8511384	1.83 m	17.60

Extensions are available in a variety of lengths. A maximum of one extension can be used with a hitch mount and a bumper attachment.

BUMPER ATTACHMENT OPTIONS

	INFO	kg
8511401	Universal Joint Assembly	4.50
8520886	Universal Hitch Ball Coupler	7.60

Universal Joint Assembly - The Universal Joint Assembly installs between the standard model 8560140 Hitch Mount Sleeve or extensions and the attendant's vehicle to compensate for uneven ground conditions at the site (8511401). Universal Hitch Ball Coupler (8520886).



UCT-300 2.13 M (7') TRIPOD

	kg
8563158	21.60



Advanced UCT-300 2.13 m (7 ft.) Tripod with adjustable locking legs, safety chains, top pulley & winch bracket. Note: Winch and SRL not included.

Advanced Digital Series Winches are rated for a maximum working load of 204 kg (450 lbs) with an 11:1 safety factor.

This winch has two cranking speeds capable of retrieval/descent from 4 m/min (13 ft/min) to 9 m/min (30 ft/min).

Advanced Digital Winches are available in 3 standard sizes. It accommodates various diameters of cables up to 9.5 mm (3/8") and ropes up to 15.9 mm (5/8"). All cable/rope assemblies come with a double locking swivel snap hook with overload indicator.



DIGITAL 100 SERIES WINCHES

	⊗	ACTUAL LENGTH	WORKING LENGTH	kg
8518560	⊗	21.30 m	18 m	13.80
8518558	⊗	21.30 m	18 m	13.84
8518561	⊗	30 m	27 m	14.70
8518559	⊗	30 m	27 m	14.74



OVERLOAD PROTECTION CLUTCH

	kg
8512936	0.68

Features a maximum working load of 204 kg (450 lbs.).



MOUNTING BRACKET

8516285	kg	0.72
---------	----	------

Mounting bracket for digital winch.



WINCH/SRL ADAPTER WITH FLAT BACK

8510207	kg	0.91
---------	----	------

Flat back adapter for winch / SRL.



QUICK RELEASE MOUNTING BRACKET

8516824	kg	0.73
---------	----	------

For Advanced Upper and Lower masts.



SEALED-BLOK™ ADAPTER

3401025	For 9 m, 15 m and 25 m SRL	kg	0.70
---------	----------------------------	----	------

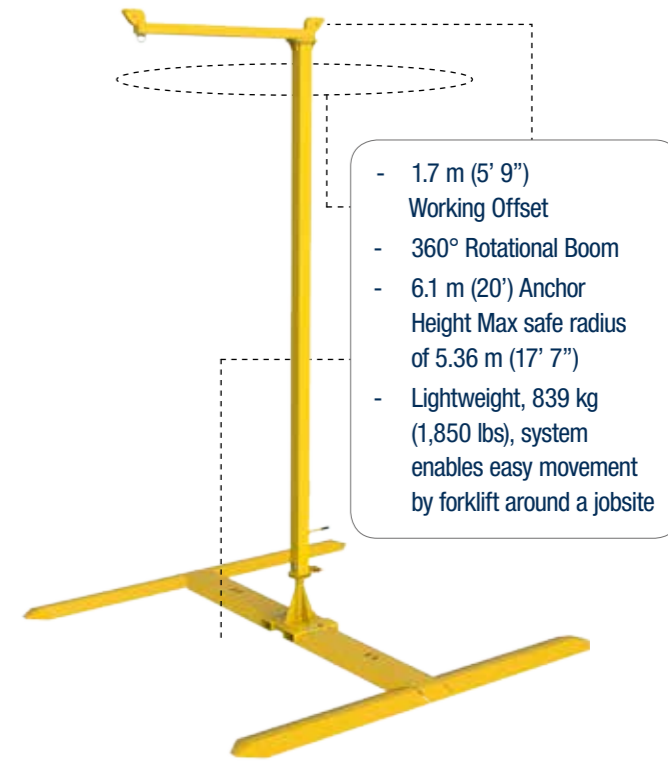
Attaches to Sealed-Blok™, supplied with mounting bolts, mates with 8510207, 8516480, 8516491.



To watch the video on Confined Space and Rescue scan this QR code.



An industry that is constantly in motion, those in transportation know that accessibility is vital. The new Flexiguard™ SafRig™ replaces the need for expensive, fixed overhead anchor systems and counterweights.



SAFRIG™ SYSTEM WITH OUTRIGGER BASE 8560015*

Drive-over design allows for close positioning of the offset arm to vehicle(s)

- **Base**
4.56 m (15') x 4.56 m (15')
- **Anchor Height**
6.1 m (20')
- **Anchor Offset from Mast**
1.7 m (5' 9")
- **Maximum Safe Working Radius**
5.36 m (17' 7")
- **Approved System Standards**
CE EN795:2012 Class B
- **Capacity**
1 user / 140 kg



Outrigger base can be rotated 90°

SAFRIG™ SYSTEM WITH COUNTERWEIGHT BASE 8560016*

Increased versatility for use at other types of job sites

- **Base**
1.37 m (4' 6") x 1.37 m (4' 6") Concrete base not included
- **Anchor Height**
6.1 m (20')
- **Anchor Offset from Mast**
1.7 m (5' 9")
- **Maximum Safe Working Radius**
4.72 m (15' 6")
- **Approved System Standards**
CE EN795:2012 Class B
- **Capacity**
1 user / 140 kg



For more information on the complete range of DBI-SALA® Advanced Confined Space and retrieval products visit www.capitalsafety.com or download the brochure.



Modular solutions provide the right components for your application.

ADJUSTABLE HEIGHT JIB

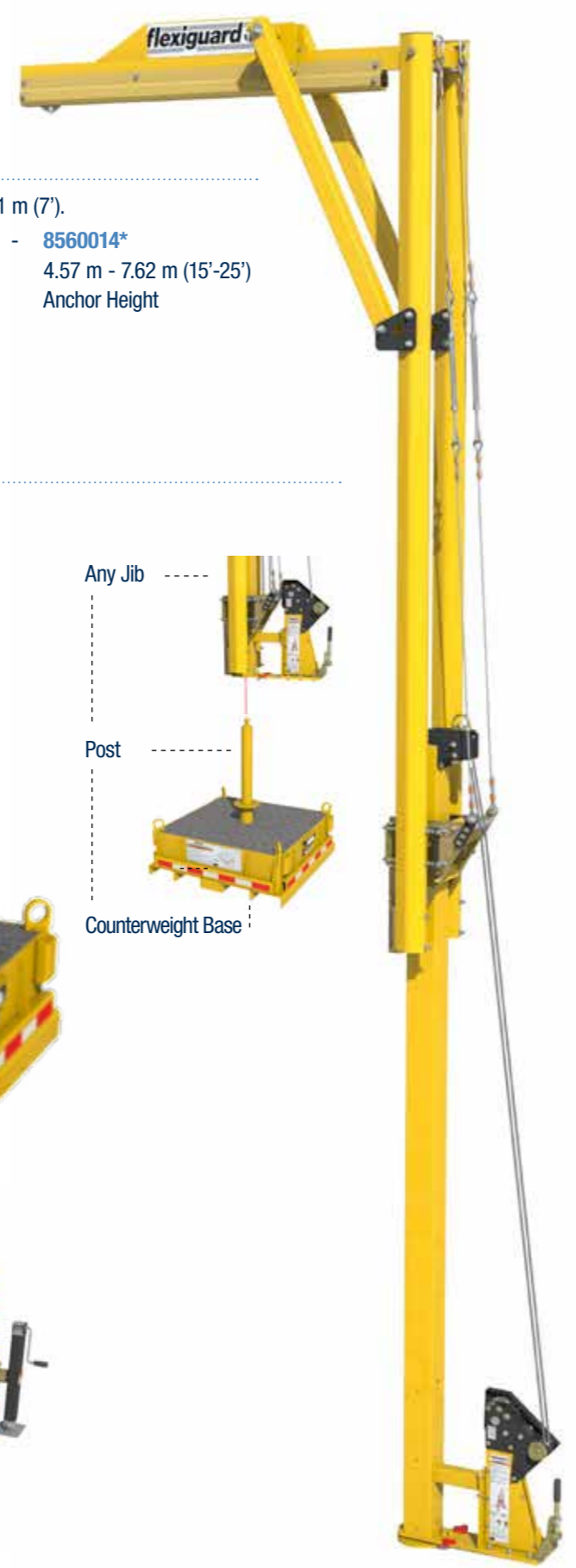
Height Adjustment Jib Assembly Options. All models have an Offset of 2.1 m (7').

- **8560018*** - **8560017*** - **8560014***
- 3.05 m - 4.57 m (10'-15') 3.96 m - 6.1 m (13'-20') 4.57 m - 7.62 m (15'-25')
- Anchor Height Anchor Height Anchor Height

Anchor heights are from the ground so include the base height.

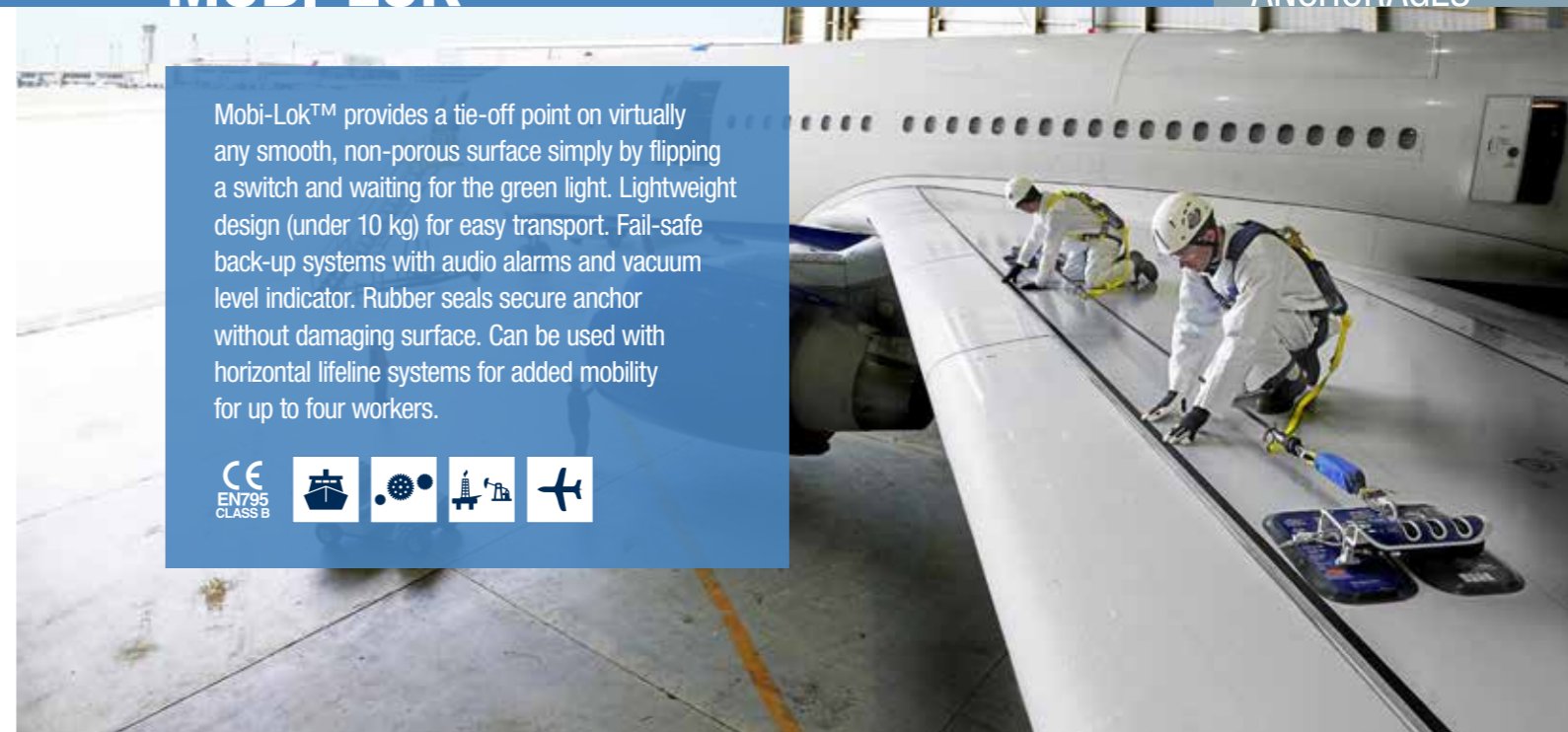
2268KG (5000LB) COUNTERWEIGHT BASE

- **8560019*** with concrete (as shown), 2268 kg / 5000 lb
- **8560013*** without concrete base
- **Plate Base**
1.37 m x 1.37 m (4' 6" x 4' 6")
- **Base (with Jack Leveling Kit)**
1.92 m x 1.37 m (6' 3-3/4" x 4' 6")
- **Overall Height (Including Insert)**
1.54 m (5')



ACCESSORIES

- 8530563*** Jack Leveling Kit



Mobi-Lok™ provides a tie-off point on virtually any smooth, non-porous surface simply by flipping a switch and waiting for the green light. Lightweight design (under 10 kg) for easy transport. Fail-safe back-up systems with audio alarms and vacuum level indicator. Rubber seals secure anchor without damaging surface. Can be used with horizontal lifeline systems for added mobility for up to four workers.



MOBI-LOK™ PRIMARY UNIT WITH BOTTLE ATTACHMENT

2200126		10.46
---------	--	--------------

Mobi-Lok™ aviation industry self-contained vacuum anchor assembly with bottle attachment and carrying case. It is powered up with a single, on-board 0.8 litre compressed gas bottle (order separately) or a large capacity detached bottle, or shop air. Unit can also power one additional secondary pad.



MOBI-LOK™ PRIMARY UNIT WITHOUT BOTTLE ATTACHMENT

2200125		8.00
---------	--	-------------

Mobi-Lok™ aviation industry self-contained vacuum anchor without bottle attachment for situations where shop air is always available.



MOBI-LOK™ SECONDARY UNIT WITHOUT BOTTLE ATTACHMENT

2200127		6.80
---------	--	-------------

Mobi-Lok™ aviation industry self-contained vacuum anchor secondary pad for connection to a primary pad.

MOBI-LOK™ ACCESSORIES

	DESCRIPTION	
2200085	Compressed Air Bottle	1.46
2200086	Fill Station	0.90
2200087	Scuba Adaptor	1.50
2200130	Secondary Pad Hose Assembly	2.10
2200196	Fill Station Adaptor	0.01
2200409	2 Person Lifeline	4.77

Note: These are non-stocked items. Please ask your Customer Services representative for a delivery lead time.



SAFLOK™ CONCRETE WEDGE ANCHOR

2100100	0.30
---------	------



Quick-release button for fast removal with a pivoting easy-grip handle. Unique forged connection ring provides a compatible tie-off point. Shielded load cable and chock release cables.



SAFLOK™ TOGGLE ANCHOR

2100103	0.35
---------	------



Installs into concrete or steel in seconds. Activator cable provides toggle mode selection (open or lock). Position indicator visually notifies user if locked or unlocked. Swivelling D-Ring provides a compatible tie-off point.



DETENT WALL ANCHOR

2101005	0.45
2101001	0.16
2101003	0.25



Assembly comprising detent pin, socket, M6 allen key and cover cap. Use for floor, wall or ceiling type applications. Provides convenient tie-off points wherever needed. Push-button operation for fast and easy operation. Socket includes cover cap to hide recess, blending into the decor.



DBI-SALA® CONCRETE D-RING ASSEMBLY

2104565	1	0.50
2104566	6	0.60
2104567	12	3.00



Reusable D-ring assembly. Rugged design for harsh environments. Safe 'hook-up' indicator notifies user of proper installation. Install into 18 mm or 19 mm holes - only standard drill bits needed.



WINDOW & DOOR JAMB ANCHOR

2100080	6.36
---------	------



With 55 cm to 130 cm width adjustment. Non-penetrating design ensures no damage to structure. The anchor is simply compressed between the vertical sides of the door or window. Fast and easy installation with built-in adjustment knob - no tools or drilling are required.



GLYDER™ 2 SLIDING BEAM ANCHOR

2104700	2.05
---------	------



Provides complete horizontal mobility on i-Beams, attach overhead or at your feet (use with Force2™ shock absorbing lanyard when used at your feet). 'Wear pads' eliminate metal-to-metal contact, for smooth operation. Integrated ratcheting adjustment system for easy installation. Dual beam grip adjustment prevents twisting and turning. User capacity: 189 kg.



FIXED BEAM ANCHOR

2108412	2.40
2108413	2.70
2108414	3.00
2108415	4.00



Installs in seconds to the beam structure in any orientation, with final tightening using a built-in adjustment handle.



Note: SRL not included

ADJUSTABLE WIDTH TROLLEY ANCHOR I-BEAMS

2103148	6.80
---------	------



The trolley is for use with self retracting lifelines on horizontal beams and has been engineered for ease-of-use and superior performance. Glides effortlessly along the beam and provides horizontal mobility. Attachable anywhere along beam, including midpoint. Non-corrosive double-shielded wheel bearings are maintenance free. Trolley Guards protect the wheels from damage and keep beam clear of debris.



SLING - POLYESTER WEBBING

	W	L	kg
KM418	45 mm	83 cm	0.46
KM419	45 mm	90 cm	0.47
KM421	45 mm	200 cm	0.86



Sling - Polyester webbing and stainless steel links. Choke back facility on KM419 & KM421.



FREESTANDING COUNTERWEIGHT ANCHOR

2100180	327.00
---------	--------




The rooftop freestanding counterweight anchor does not require attachment to a working surface and provides a safe and versatile fall arrest rated tie-off point.



LIFTING SLING

2104190	8.60
---------	------

For more information on the DBI-SALA® Freestanding Counterweight Rooftop Anchor visit www.capitalsafety.com or download the brochure



To watch the video scan this QR code





EZ-Line™ is a temporary horizontal lifeline system that is user friendly and extremely fast to install. The innovative retractable design of EZ-Line™ eliminates large and bulky coils of cable that are difficult to set-up, relocate and store. Built-in winch for fast and easy set-up, use and dismantling. Customise length in any increment up to 18.25 m. Built-in pre-tension and impact indicators for easy set-up and inspection. Extremely lightweight, 33% lighter than conventional systems.

EZ-LINE™

7605061	18.25 m	14.96 kg
---------	---------	----------



DBI-SALA®'s range of Horizontal fall protection products has been developed to provide a choice of solutions that allow our customers to most effectively resolve the risks associated with working at height in a wide range of applications and comply with workplace safety regulations.



DBI-SALA® ROOFSAFE™ ANCHORS

The RoofSafe™ Anchor from Capital Safety has been designed to eliminate or substantially reduce the risk of injury or death to operatives working at height, whilst ensuring the integrity of the structure to which it is attached. The unique SpiraTech™ energy absorber results in the lowest forces back to the roof on the market measured at less than 6 kN.

DBI-SALA® UNIRAIL™

UniRail™ is ideal for building projects, in particular for internal and external façade access, inspection and maintenance including walkways and suspended gantries. It is also extensively used for suspended access work by rope access technicians, as it meets the requirements of both abseil and fall protection standards.



DBI-SALA® UNI 8™

Uni 8™ is best suited to modern building projects and refurbishments but can also be used for industrial safety applications. Minimal moving parts and high grade materials ensure long life expectancy, low cost of ownership and add up to a sound investment. Uni 8™ can be fitted to steel beams, concrete and brickwork and is suited for use on older roof constructions in conjunction with fabricated anchor points.



DBI-SALA® UNI 8™ OVERHEAD

The Uni 8™ Overhead fall protection system was primarily developed to meet the needs of transport and industrial customers including lorries, trains and aircraft, crane walkways and loading bays. The system has also solved access and safety problems in the entertainment and arena industry. This quality safety solution can support heavy fall arrest and controlled rate descent devices, and ensures free and unhindered movement for the worker when carrying out work at height.

The Lad-Saf™ flexible cable system consists of a top and bottom bracket that act as anchors for a steel cable that runs the length of the climbing area. The Lad-Saf™ X2 traveller connects the worker to the system, automatically follows the user during the climb and locks onto the cable in the event of a fall, allowing the user to regain their footing.

Designed for ease of use, economy and versatility, optional brackets/designs are available for bolting or welding the system, choose rung clamp sizes/styles, choose systems for connection to wood, concrete or steel structures. Hundreds of different brackets, styles and configurations are available to suit almost any application.

In addition, the versatile system can be used by up to four workers simultaneously for added jobsite flexibility.

WORKING SAFELY AT HEIGHT

Every day, workers around the world climb ladders to great heights to get their job done. Working at heights creates danger, and a need for maximum security. A fall can happen at any time and on any structure, during the climb to the top or on the way down.

THE SOLUTION

The Lad-Saf™ permanently installed vertical safety system that offers complete fall protection for the worker. It is designed to work with many different styles and lengths of ladders on structures like wind turbines, communication towers, buildings, water towers and more.



FEATURES

- Lad-Saf™ X2 Traveller automatically follows user for hands-free climbing and fall protection
- Accommodates up to 4 workers at one time
- Customisable to suit almost any application
- Extremely rugged and corrosion resistant steel construction. Galvanised or Stainless options available.
- Built-in energy absorber protects user and structure
- Bypassable intermediate cable guides - 1 every 7.6 m
- Built-in tension indicator assures proper installation
- Equipped with i-Safe™ and system ID tag



For more information on the Lad-Saf™ Vertical Lifeline System visit www.capitalsafety.com or scan here



LAD-SAF™ X2 WITH ZINC PLATED STEEL CARABINER

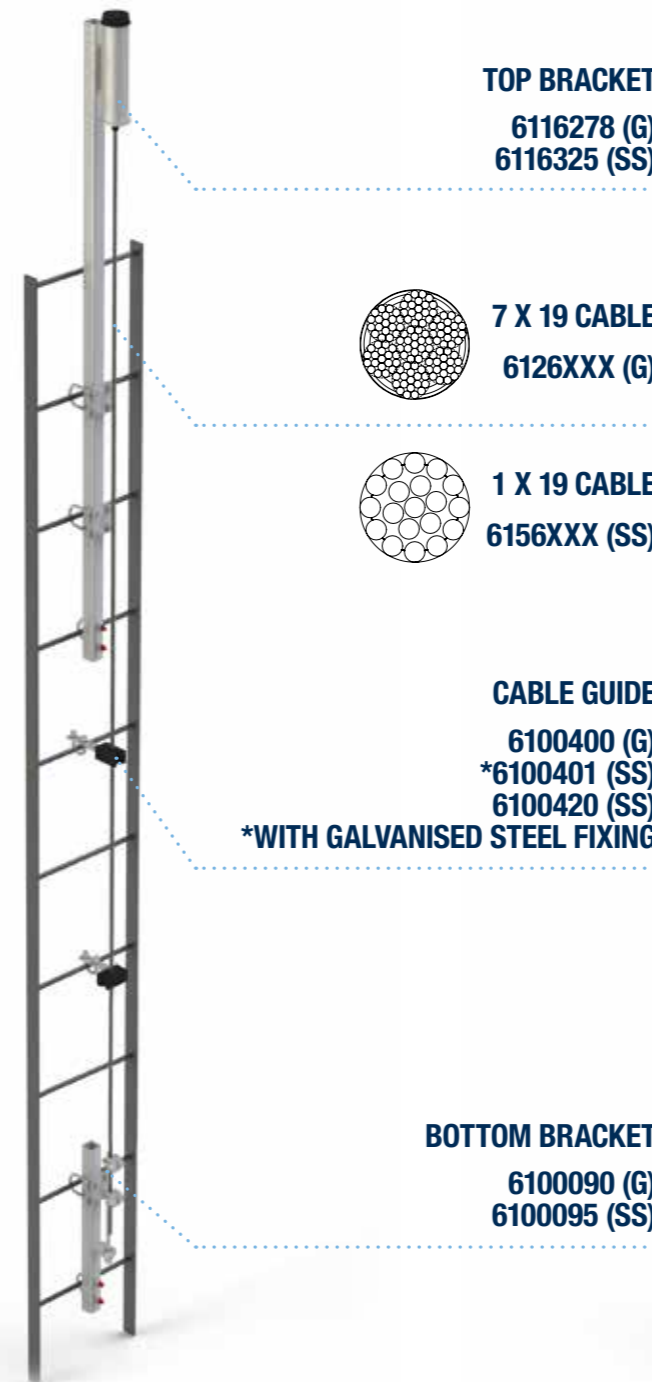
6160030	1.50
---------	------



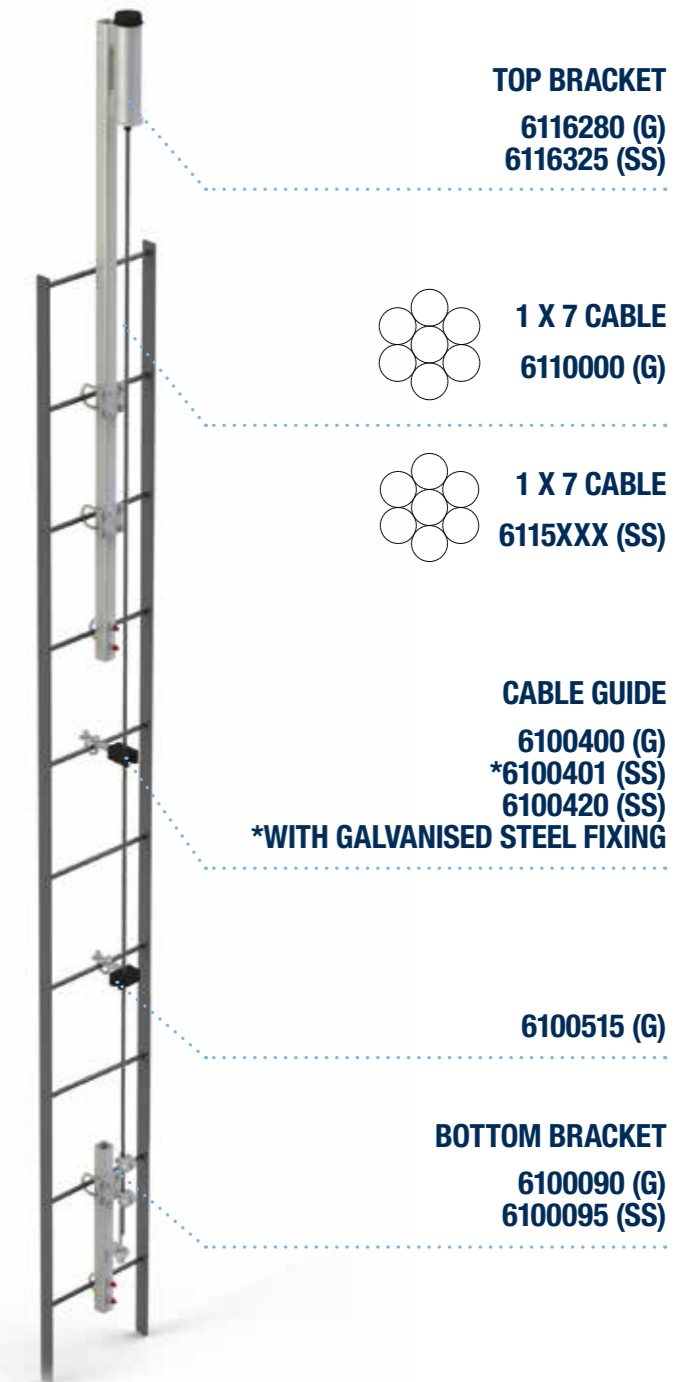
LAD-SAF™ X2 WITH STAINLESS SNAP HOOK

6160037	1.40
---------	------

8 MM CABLE SYSTEM



9.5 MM CABLE SYSTEM



* Illustration shows galvanised steel system.

PRO™

Applications



For many years the Pro™ harness range has brought workers home safely, whatever their job.

The new improved Protecta® Pro™ harness design offers the same stringent safety standards but with improved comfort, adjustability, webbing management and functionality. The extensive model range remains as one of the widest in the industry. Whatever your job demands, there is a new Protecta® Pro™ harness for you.



BUCKLE OPTIONS

- Pass Through for simple, safe connection
- Quick Connect for fast and easily adjustable connection

CHEST STRAP

- Optimum position for connection to lanyards & systems
- Keeps connectors out of the users face

SPRING LOADED TORSO ADJUSTERS

- Spring loaded grip bar ensures no webbing slippage
- Easier to adjust with pull down adjustment

WEBBING MANAGEMENT

- Spare torso webbing stored through hip strap
- All stitch blocks are away from the body for greater comfort



LARGE REAR D RING

- Easier to connect, increased safety
- Can be used for Rescue

FALL INDICATORS

PROTECTED LABELS

- Protective Velcro® sealed pouch
- Ensures easy identification & inspection

CONTRASTING LEG & CHEST STRAP

- Reduces donning time

SUB PELVIC STRAP

PRO™



PRO™

	↔	🔗	📏	📊
AB10112NG	S	PT	PT	1.28
AB10113NG	M/L	PT	PT	1.30
AB10114NG	XL	PT	PT	1.31



PRO™

	↔	🔗	📏	📊
AB10212NG	S	PT	PT	1.28
AB10213NG	M/L	PT	PT	1.30
AB10214NG	XL	PT	PT	1.31



PRO™

	↔	🔗	📏	📊
AB11212NG	S	PT	PT	1.31
AB11213NG	M/L	PT	PT	1.36
AB11214NG	XL	PT	PT	1.41



PRO™

	↔	🔗	📏	📊
AB11312NG	S	PT	PT	1.38
AB11313NG	M/L	PT	PT	1.43
AB11314NG	XL	PT	PT	1.46





PRO™

	←→	⊖	⊖	⊖
AB11312PNG	S	PT	PT	1.38
AB11313PNG	M/L	PT	PT	1.43
AB11314PNG	XL	PT	PT	1.46

PRO™

	←→	⊖	⊖	⊖	⊖	⊖	⊖
AB101/19NG	U	PT	PT	2 m	50 mm	2.20	
AB101/19UNG	M/L	PT	PT	1.75 m	50 mm	2.20	

PRO™ WITH BELT

	←→	⊖	⊖	⊖	⊖
AB114125NG	S	PT	PT	PT	2.02
AB114135NG	M/L	PT	PT	PT	2.06
AB114145NG	XL	PT	PT	PT	2.15

PRO™ WITH BELT

	←→	⊖	⊖	⊖	⊖
AB115125NG	S	PT	PT	PT	2.24
AB115135NG	M/L	PT	PT	PT	2.27
AB115145NG	XL	PT	PT	PT	2.31



PRO™ RESCUE

	←→	⊖	⊖	⊖
AB11312RNG	S	PT	PT	1.20
AB11313RNG	M/L	PT	PT	1.25
AB11314RNG	XL	PT	PT	1.28

PRO™ QUICK CONNECT

	←→	⊖	⊖	⊖
AB11712NG	S	QC	QC	1.20
AB11713NG	M/L	QC	QC	1.25
AB11714NG	XL	QC	QC	1.30

PRO™ WITH BELT - QUICK CONNECT

	←→	⊖	⊖	⊖	⊖
AB214325NG	S	QC	QC	QC	2.30
AB214335NG	M/L	QC	QC	QC	2.40
AB214345NG	XL	QC	QC	QC	2.50

PRO™ WITH BELT - QUICK CONNECT

	←→	⊖	⊖	⊖	⊖
AB260126NG	S	QC	QC	QC	2.60
AB260136NG	M/L	QC	QC	QC	2.65
AB260146NG	XL	QC	QC	QC	2.70



The new Protecta® Pro™ Welders Harness is specifically designed to resist the potential heat damage experienced in welding applications. Featuring highly durable heat resistant and flame retardant Modacrylic over Kevlar® webbing and a lightweight design providing the ideal body support solution for welding at height.

5 POINTS OF ADJUSTMENT

- Perfectly adapts to your body
- Greater comfort and enhanced safety

TORSO ADJUSTERS

- Simple pull down adjustment
- Spare webbing stored in hip strap

MODACRYLIC KEVLAR® WEBBING

- Heat resistant and flame retardant
- 370°C Char temperature

PASS THROUGH STEEL BUCKLES

- Simple, safe and fast connection



LARGE REAR D RING

- Easier to connect
- Reduced risk of roll out

FALL INDICATORS

- Easy inspection, enhanced safety

LABEL POUCH

- Protects identification labels



NYLON TRANSPORT BAG

Model	Dimensions	Weight
AK043	500x300 mm	0.32 kg

Protecta® Nylon transport bag.



BACK PACK

Model	Dimensions	Weight
AK053	15x30x50 cm	0.44 kg

Red and grey Protecta® back pack.



DUFFLE BAG

Model	Dimensions	Weight
AK066	35x20x20 cm	0.52 kg

Duffle bag for transport.



TRANSPORT BAG

Model	Weight
AK0100	1.16 kg

Transport bag for AM100 Tripod.



PRO™ WELDERS

Model	Size	PT	PT	Weight
AB11313K	M/L	PT	PT	1.30
AB11314K	XL	PT	PT	1.40



PRO™ WELDERS

Model	Size	PT	PT	Weight
AB10213K	M/L	PT	PT	1.30
AB10214K	XL	PT	PT	1.40



LEG PADDING

Model	Weight
9502120NG	0.12 kg

Pack of 2.



SHOULDER PADDING

Model	Weight
AK096NG	0.17 kg

Removeable shoulder padding with lanyard keepers for Pro™ harness.



BACK D-RING EXTENSION STRAP

Model	Length	Weight
AB011	40 cm	0.19 kg

Back D-Ring extension strap 45 mm webbing. Screw gate triangle to attach to harness.



SAFETY HELMET

Model	Weight
AG580	4.10 kg

Ultra-light protective helmet with an extremely comfortable three-point chin strap.



PRO™ STRETCH

	Length	Twist Lock			Triple Lock			Weight (kg)
		Ø	Ø	Ø	Ø	Ø	Ø	
AE5215SAA	1.50 m	17 mm	17 mm	17 mm	17 mm	17 mm	0.63	
AE5215SAK	1.50 m	17 mm	17 mm	17 mm	60 mm	60 mm	0.91	
AE5220SAA	2 m	17 mm	17 mm	17 mm	17 mm	17 mm	0.74	
AE5220SAK	2 m	17 mm	17 mm	17 mm	60 mm	60 mm	1.03	

- Built in energy absorber – no bulky shock pack
- Elasticated tube web reduces trip hazard & damage through abrasion
- Identification labels protected from damage or removal
- Activation indicator easily identifies a deployed lanyard

CE EN354 CE EN355



EDGE TESTED PRO™ STRETCH

	Length	Twist Lock			Triple Lock			Weight (kg)
		Ø	Ø	Ø	Ø	Ø	Ø	
AE5220SBB/SE	2 m	18 mm	18 mm	18 mm	18 mm	18 mm	0.79	
AE5220SBK/SE	2 m	18 mm	18 mm	18 mm	60 mm	60 mm	1.08	
AE5220SYK/SE	2 m	22 mm	22 mm	22 mm	60 mm	60 mm	1.08	

- Tested over a 0.50 mm Radius edge
- Enhanced protection for workers exposed to working over edges
- Two layers of tube webbing offer exceptional product life & durability
- Available with Twist Lock or Triple Lock carabiner body connector for even greater security
- Differentiated from standard Pro™ Stretch lanyards by orange edging to label pouch and black striped tube webbing
- Various connectors are available depending on the needs of the user ranging from standard carabiners to large opening scaffold hooks

CE EN354 CE EN355



SANCHOC™ ENERGY ABSORBER

Model	Weight (kg)
AE521	0.32

CE EN355 CE EN567

SANCHOC™ SCAFFOLD HOOK TIE BACK

	Length	Twist Lock			Triple Lock			Weight (kg)
		Ø	Ø	Ø	Ø	Ø	Ø	
AE5215TAK	1.50 m	17 mm	17 mm	17 mm	60 mm	60 mm	1.70	
AE5315TAK	1.50 m	17 mm	17 mm	17 mm	60 mm	60 mm	2.00	

CE EN354 CE EN355



SANCHOC™ WEBBING

	Length	EW	Twist Lock			Triple Lock			Weight (kg)
			Ø	Ø	Ø	Ø	Ø	Ø	
AE529/1	1.50 m		17 mm	17 mm	17 mm	17 mm	17 mm	0.73	
AE529/61	1.50 m		17 mm	17 mm	17 mm	50 mm	50 mm	1.00	
AE529	2 m		17 mm	17 mm	17 mm	17 mm	17 mm	0.77	
AE529/6	2 m		17 mm	17 mm	17 mm	50 mm	50 mm	1.08	
AE529E/5	2 m	■	18 mm	18 mm	18 mm	50 mm	50 mm	1.16	

- Supple & flexible webbing offers great ease of use
- Highly abrasion resistant 45 mm webbing
- Terminations sewn with high strength polyester thread
- Identification labels protected within transparent shock pack cover
- Wide range of designs and connector options available

CE EN354 CE EN355

SANCHOC™ KERNMANTLE ROPE

	Length	Kernmantle	Twist Lock			Triple Lock			Weight (kg)
			Ø	Ø	Ø	Ø	Ø	Ø	
AE522/13	1.50 m	1	19 mm	19 mm	19 mm	19 mm	19 mm	0.85	
AE522/15	1.50 m	1	19 mm	19 mm	19 mm	50 mm	50 mm	1.13	
AE522/1	1.50 m	1	17 mm	17 mm	17 mm	17 mm	17 mm	0.77	
AE522	2 m	1	17 mm	17 mm	17 mm	17 mm	17 mm	0.85	
AE522/3	2 m	1	19 mm	19 mm	19 mm	19 mm	19 mm	0.88	
AE522/5	2 m	1	19 mm	19 mm	19 mm	50 mm	50 mm	1.16	
AE522/6	2 m	1	17 mm	17 mm	17 mm	50 mm	50 mm	1.10	
AE525	Adj. 2 m	1	17 mm	17 mm	17 mm	17 mm	17 mm	0.86	
AE525/1	Adj. 2 m	1	17 mm	17 mm	17 mm	50 mm	50 mm	1.22	
AE5310RAK	1 m	■	2	17 mm	17 mm	60 mm	60 mm	1.60	
AE532/31	1.30 m	■	2	19 mm	19 mm	50 mm	50 mm	1.74	
AE532/2	1.50 m	■	2	17 mm	17 mm	17 mm	17 mm	0.53	
AE5318RAK	1.80 m	■	2	17 mm	17 mm	60 mm	60 mm	1.60	
AE532/1	1.80 m	■	2	17 mm	17 mm	50 mm	50 mm	1.75	
AE532/3	1.80 m	■	2	19 mm	19 mm	50 mm	50 mm	1.73	



- 10.50 mm diameter kernmantle rope leg material
- Rope terminations sewn with high strength polyester thread
- Identification labels protected within transparent shock pack cover
- Wide range of designs and connector options available

CE EN354 CE EN355



EDGE TESTED SANCHOC™ KERNMANTLE ROPE

	←→	🔗	🔗	🔗	🔗	🔗	🔗	🔗	🔗	🔗	kg
AE5220REK/SE	2 m	1	🔗	19 mm	Ⓢ	🔗	60 mm	Ⓐ			1.20
AE5315REK/SE	1.50 m	2	🔗	19 mm	Ⓢ	🔗	60 mm	Ⓐ			1.80
AE5220RBB/SE	2 m	1	🔗	18 mm	Ⓢ	🔗	18 mm	Ⓢ			0.90
AE5220RBK/SE	2 m	1	🔗	18 mm	Ⓢ	🔗	60 mm	Ⓐ			1.40

- Tested over a 0.50 mm Radius edge
- Enhanced protection for workers exposed to working over edges
- 12.50 mm Kernmantle rope offers exceptional durability and product life
- Available with Twist Lock carabiner body connector for even greater security
- Differentiated from standard Sanchoc kernmantle rope lanyards by Orange colour yarn

CE EN354 CE EN355

WORK POSITIONING - ROPE

	←→	🔗	🔗	🔗	🔗	🔗	🔗	🔗	🔗	kg
AL410B	1 m	1	-	-	-	-	-	-	-	0.11
AL410C	1 m	1	🔗				🔗			0.16
AL410C2	1 m	2	🔗				🔗			0.87
AL415B	1.50 m	1	-	-	-	-	-	-	-	0.15
AL415C	1.50 m	1	🔗				🔗			0.19
AL420B	2 m	1	-	-	-	-	-	-	-	0.18
AL420C	2 m	1	🔗				🔗			0.22
AL420C1	2 m	1	🔗	17 mm	Ⓢ	🔗	17 mm	Ⓢ		0.63
AL420C2	2 m	1	🔗	17 mm	Ⓢ	🔗	50 mm	Ⓢ		0.91
AL4000	1.80 m	1	🔗				🔗			0.23
AL432	1 m	2	-	-	-	-	-	-	-	0.25
AL432/1	1.30 m	2	🔗	17 mm	Ⓢ	🔗	50 mm	Ⓢ		1.39

CE EN354



Protecta® rope connecting lanyards are an ideal solution for the connecting element in a restraint system. Made from polyamide braided rope with safety stitching. Rope diameter 10.50 mm.



WORK POSITIONING - TRIGGER

	←→	🔗	🔗	🔗	🔗	🔗	🔗	🔗	kg
AF777	Adj. 2 m	10.50 mm	🔗	17 mm	Ⓢ	🔗	17 mm	Ⓢ	0.85
AF777/1	Adj. 3 m	10.50 mm	🔗	17 mm	Ⓢ	🔗	17 mm	Ⓢ	0.92
AF777/2	Adj. 4 m	10.50 mm	🔗	17 mm	Ⓢ	🔗	17 mm	Ⓢ	0.99

The adjustment system developed for the Trigger gives the option to easily adjust the length of the lanyard during use.


CE EN358

WORK POSITIONING - MANUSTOP™

	←→	🔗	🔗	🔗	🔗	kg	
AF764T2	Adj. 2 m	12 mm	🔗	🔗	17 mm	Ⓢ	1.01
AF795T2	Adj. 2 m	12 mm	🔗	🔗	50 mm	Ⓢ	1.32

Manustop™ Rope work positioning lanyards available in a variety of lengths and connector combinations.

CE EN358



WORK POSITIONING - ROPE

	←→	∅	○	○	○	○	○	○	kg
AL422	Adj. 2 m	10.50 mm	-	-	-	-	-	-	0.28
AL422/3	Adj. 2 m	10.50 mm	○	17 mm	⊗	⌘	50 mm	⊗	1.00
AL423/5	Adj. 2 m	12.50 mm	⌘	17 mm	⊗	⌘	17 mm	⊗	0.80



Braided rope work positioning lanyards available in a variety of diameters and connector combinations.

CE
EN358

WORK POSITIONING - WEB

	←→	∅	○	○	○	○	○	kg
AF725	2.50 m	⌘	17 mm	⊗	⌘	17 mm	⊗	0.80



Web work positioning 45 mm lanyard, particularly suited to work on posts (wood or concrete). Easy to adjust roll bar buckle, even with one hand. Rigid section to facilitate passing the end of the strap around the pole.

CE
EN358

MANUCROCHE


	∅	○	←→	kg
AJ301	75 mm	⊗	24.5 kN	0.30
AJ302	110 mm	⊗	24.5 kN	0.35
AJ303	140 mm	⊗	24.5 kN	0.40



An anchor clamp in stainless steel wire, the Manucroche is the ideal connector for anchoring a fall arrest system to a steel structure. The double locking automatic closure system guarantees a connection that will withstand any challenge.

CE
EN362

- The Cobra™ rope grab device is available in 3 variants and a variety of different lengths to suit a wide variety of applications.
- The Cobra™ locks automatically when it is closed to ensure safe use.
- Its articulated cam, guarantees optimum slide of the rope and locks immediately in the event of a fall.
- A lever allows you to position the Cobra™ on the rope by hand, which makes it a fantastic tool for positioning or restraint.



COBRAT™ VERTICAL LIFELINE ROPE GRAB

	∅	DESCRIPTION	∅	kg
AC202/01	AJ501	with carabiner	12-14 mm	1.03
AC202/02	AJ565	with extension strap and shock pack	12-14 mm	1.15
AC202/03	AJ565	with extension strap	12-14 mm	1.11

CE
EN353-2 15 kN

The Cobra™ rope grab device is supplied with a twisted strand rope and is available with rope options available in 5 to 50 m lengths in increments of 5 m. The Rope Grab Device is available in 3 variants. AC202/3 includes a 200 mm extension strap and AC202/2 also incorporates a shock absorber with a 25 mm tear pack with an engaging force of 2 kN which reduces the impact force to less than 6 kN.



COBRAT™ VERTICAL LIFELINE ROPE


	←→	∅	kg
AC205	5 m	○	0.91
AC210	10 m	○	1.53
AC215	15 m	○	2.17
AC220	20 m	○	2.60
AC225	25 m	○	3.41
AC230	30 m	○	3.50

CE
EN353-2

14 mm Twisted 3 strand rope to be used with Cobra™ device with AJ501 carabiner fixed to one end.




AC202/03



AC202/01

AC202/02

- The Viper™ 2 rope grab is available in 2 variants, AC401 has the addition of a 28 cm extension strap with a self locking carabiner (9509437).
- It's extremely simple opening system means that the Viper™ 2 can be attached to the rope or removed from it at any location.
- As soon as the connecting carabiner is put back into place the Viper™ 2 is locked to ensure safe use.



VIPER™ VERTICAL LIFELINE ROPE GRAB

	⊙	∅	kg
AC400	AJ501	10.50 mm	0.44
AC401	9509437	10.50 mm	0.69

CE EN353-2 15 kN

The Viper™ 2 is supplied with a Kermantel rope and is available with rope options from 5 to 99 m lengths in increments of 5 m.



VIPER™ VERTICAL LIFELINE EXTENSION STRAP

	↔	kg
AC401/1	200 mm	0.44

CE EN354

Extension strap for Viper™ Rope Grab. With carabiner 17 mm opening and snap hook 18 mm opening.



VIPER™ VERTICAL LIFELINE ROPE

	↔	kg
AC405	5 m	0.58
AC410	10 m	0.91
AC415	15 m	1.24
AC420	20 m	1.59
AC430	30 m	2.26

CE EN353

Nylon static rope, ∅ 10.50 mm, with yellow and red wear indicator. Rope end: sewn loop underneath protective sleeve Connector: AJ501, 17 mm opening System breaking strength > 22 kN.



FIRST™ ROPE GRAB FALL ARRESTER

	↔	∅	kg
AC2010	10 m	12 mm	1.20
AC2015	15 m	12 mm	1.62
AC2020	20 m	12 mm	2.11
AC2030	30 m	12 mm	2.89

CE EN353-2

Compact, automatic rope-grab fall arrester mounted onto rope.

The Viper™ LT Manual Rope Grab is a restraint and fall arrest device which can be used in a variety of Vertical and Horizontal applications. With its extremely simple opening system, a user can move effortlessly and safely along a ∅ 12.50 mm rope to perform their daily tasks.



VIPER™ LT ROPE GRAB WITH CARABINER

	kg
AC4000	0.48

CE EN353-2

Vertical fall arrest 100 kg user. Roof top work restraint use.



VIPER™ LT ROPE GRAB WITH EXTENSION

	kg
AC4001	0.56

CE EN353-2

Vertical fall arrest 100 kg user. Roof top work restraint use. A 175 mm extension strap with self-locking double action snap hook to aid ease of use when rope grab is attached to the harness.



VIPER™ LT ROPE GRAB WITH ENERGY ABSORBER

	kg
AC4002	0.65

CE EN353-2 CE EN358

Vertical fall arrest 140 kg user. Roof top work restraint 100 kg user. Energy absorber for fall arrest applications. Edge Tested Model.



VIPER™ LT ROPE

	↔	kg
AC4010	10 m	1.00
AC4015	15 m	1.24

CE EN353-2

Kermantel rope 12.55 mm dia. 25 kN screw gate carabiner, 17 mm opening.

REBEL™

Applications



Total compliance, absolute confidence. Protecta® Rebel™ SRLs are available with a heavy duty aluminium or a durable lightweight thermoplastic housing, providing an economical fall protection solution without compromising on performance or safety. Integrated ergonomic carrying handle and top swivel connector ensure easy transport and installation. Built-in fall indicator hook allows visual yearly inspection. Rebel™ Cable blocks meets the latest CE sharp edge certification when used with an extension sling.



REBEL™ CABLE 4.5 M

	↔	⊗	⊙	⚙	⚖
3590024	4.50 m	⚙	⊙	⊙	2.80



REBEL™ CABLE 6, 10, 15 M

	↔	⊗	⊙	⚙	⚖
3590520	6 m	⚙	⊙	⊙	5.30
3590521	10 m	⚙	⊙	⊙	5.60
3590522	10 m	⚙	⊙	⊙	5.60
3590570	15 m	⚙	⊙	⊙	7.50
3590571	15 m	⚙	⊙	⊙	7.50



REBEL™ CABLE 20, 25, 30 M

	↔	⊗	⊙	⚙	⚖
3590610	20 m	⚙	⊙	⊙	10.00
3590611	20 m	⚙	⊙	⊙	10.00
3590650	25 m	⚙	⊙	⊙	13.00
3590651	25 m	⚙	⊙	⊙	13.00
3590690	30 m	⚙	⊙	⊙	13.40
3590691	30 m	⚙	⊙	⊙	13.40

ANCHOR SWIVEL

Allows the block to align with lifeline and avoid any torsion of the cable when the user is working.

CHOICE OF HOUSING (THERMOPLASTIC OR ALUMINIUM)

Durable thermoplastic for lightweight or aluminium for ultimate ruggedized housing allows for job site flexibility.

SIDE CABLE EXIT

Allows best alignment of the cable and minimises cable guide wear.

140 KG CAPACITY

High capacity allows for use by most users and tools ensuring the highest level of safety.



ERGONOMIC CARRYING HANDLE

Allows easier transportation of the block.

ERGONOMIC CABLE BUMPER

Allows the block to align with lifeline and avoid any torsion of the cable when the user is working.

GALVANIZED OR STAINLESS STEEL 5 MM CABLE

Larger cable diameter for added strength and safety.



REBEL™ LEADING EDGE

	↔	⚙	⊗	⊙	⚙	⚖
3590542	6 m	⊙	5.5 mm	⚙	⊙	5.60

The only SRL that complies to extreme sharp edge (VG11.054, type B, 0 mm radius). Users are now able to tie-off at foot level with the 6 m Leading Edge Rebel™ without requiring to connect the sharp edge extension sling. This built-in sharp edge protection was put through extensive sharp edge testing to ensure absolute protection against sharp, abrasive and leading edges found at construction sites.



REBEL™ RETRIEVAL

	↔	⚙	⊗	⊙	⚙	⚖
3591002	15 m	⊙	5 mm	⚙	⊙	11.90
3591003	15 m	⊙	5 mm	⚙	⊙	11.90



These new Retrieval models incorporate fall arrest and a built-in emergency retrieval winch for rescue, making them a versatile solution for many job sites.

- 15 m Self-retracting lifeline with rescue winch
- Brackets available for easy tripod integration
- Designed for confined space applications

3590498 - Bracket for AM100 Protecta® tripod

3590499 - Bracket for DBI-SALA® tripods KM1PT7 and KM1PT9



REBEL™ 2 M WEB

	←→	🔗	⊘	⊘	👤	👤	📊
3100418	1.90 m		17 mm	🔗	👤	👤	1.00
3100419	2 m		57 mm	🔗	👤	👤	1.20
3100420	2 m		17 mm	🔗	👤	👤	1.20
3100421	2 m		57 mm	🔗	👤	👤	1.40
3100422	2.10 m	■	57 mm	🔗	👤	👤	2.60

25 mm Webbing.



REBEL™ WEB 3 M

	←→	🔗	👤	🔗	📊
3100423	3 m	🔗	👤	🔗	1.40

25 mm Webbing.

HORIZONTAL USE EXTENSION SLING

	📊
3500050	2.00

CE
EN360

Mandatory for Rebel™ cable blocks to be compliant with the latest horizontal sharp edge requirements VG 11.



REBEL™ WEB 6 M

	←→	🔗	👤	👤	📊
3100437	6 m	🔗	👤	👤	1.50

25 mm Webbing.



For more information on the complete range of Rebel™ SRL's visit www.capitalsafety.com or scan here



BIMATIC™ RESCUE SYSTEM

		📊
AG152	Bimatic™ Rescue System	4.30
AG161/2	Bimatic™ Protection Bag	4.30

CE
EN341
CLASS C

Enables the successive evacuation of multiple persons without loss of time. Evacuates from heights of 5 to 100 m. Galvanised housing and 5 mm galvanised cable with woven sheathing. Speed of descent is self-controlled at 1.2 m/s. Maximum load 136 kg.

BIMATIC™ CABLE - PER METRE

	⊘	⊘	📊
AG107	5 mm	⊘	0.1 kg/m



TRIPOD

	📊	📊
AM100	500 kg	19.00

CE
EN795


For tasks in a confined space, a reliable anchorage point must be used to allow work to be carried out effectively and in complete safety. This aluminium mobile tripod can be easily transported and deployed. Four independent anchorage points mean that a rig for suspended work can be used in combination with a self-retracting fall arrest device that incorporates a retrieval system, fall arrest and rescue equipment. 8 adjustable positions. Usage height 1.35 m to 2.35 m. Base dia. 1.50 m to 2.56 m. See page 77 for transport bag.



STEEL GUIDE PULLEY

	📊
AT052/1	0.91

Complete pulley with AJ501 Carabiner.



FIBRE RESCUE STRETCHER

	←→	📊
AG810	2.15 m	18.30

Supplied with 2 shoulder straps & 3 injured party retaining straps.



TROLMATIC™

	👤	🔗	⊘	←→	📊
AG360/1	👤	🔗	5 mm	60 m	20.00
AG399	👤	🔗	5 mm	100 m	27.00

The worldwide chosen solution for derrick escapes. An evacuation solution for use on inclined planes, allowing users to escape the hazardous area by moving sideways. Requires a load-bearing cable to be installed and use of the AG300 evacuation carriage. Speed of descent 4 m/sec.

EVACUATION CARRIAGE

	📊
AG300	7.95

With breaking system. For use with Trolmatic™.



RESCUE WINCH

	🔗	⊘	←→	📊
AT200/120	5 mm	5 mm	20 m	10.10

CE
EN1496
CLASS B

Designed for rescue purposes in confined spaces. The integrated fixing plate means it can be easily mounted on the AM100 mobile tripod. Its reduction ratio of 4.1/1 means a victim can be rapidly retrieved. N.B. A rescue winch should always be used together with a fall arrest system.



FIXED ANCHORAGE PLATE

Model	Weight (kg)
AM210	0.04



12 mm fixing. 3.5 mm thick.

MOBILE ANCHOR POINT FOR STEEL STRUCTURES

Model	Weight (kg)
AM201	0.68



Self fixing in hole from 20 to 22 mm. Can be used both horizontally and vertically.



ANCHORAGE D-RING

Model	Weight (kg)
AM211	0.13



12 mm fixing. Can be used in 3 load directions.



PRO-LINE™

Model	Length (m)	Weight (kg)
1200106	10 m	2.50
1200107	20 m	3.50



SLING - GALVANISED STEEL

Model	Length (m)	Width (mm)	Weight (kg)
AM401G	1 m	6 mm	0.29
AM402G	2 m	6 mm	0.47



Thimble ends and PVC protective sleeve.



SLING - NYLON WEBBING

Model	Width (mm)	Weight (kg)
AM450/60	25 mm x 60 mm	0.06
AM450/80	25 mm x 80 mm	0.07
AM450/100	25 mm x 100 mm	0.11
AM450/150	25 mm x 150 mm	0.25
AM450/200	25 mm x 200 mm	0.25



Four safety seams.



FIRST-MAN-UP™ REMOTE ANCHORING SYSTEM

Model	Length (m)	Weight (kg)
2100094 (TELESCOPIC ROD)	1.80 - 7.80 m	4.00
2100105 (ROD CONNECTOR)	60 mm	0.30



The telescopic rod connector allows you to attach a rope life line up to 8 m above the user, enabling the user to ascend a pylon or to reach the top of a pole in complete safety.



PRO-LINE™ KIT

Model	Length (m)	Weight (kg)
AA700	10 m	7.00
AA701	20 m	9.50



AE5315WAF (1.5 m)



AM419 (0.9 m)



1200106 (10 m) or 1200107 (20 m)



AK053

The Protecta® Pro-Line™ Kit is a portable, light weight and quick to install temporary life line system. The Kit brings together all of the elements required to set up and use a horizontal life line system. Kit includes: Pro-Line™ Temporary horizontal lifeline (10 or 20 m), Protecta® Pro™ Harness, Sanchoc™ Lanyard, Webbing sling and back pack.

Cabloc™ Vertical Cable system consists of an 8 mm cable which is terminated at the top by a cable ferrule and cable clamps at the bottom. The cable is supported at 10 m intervals with intermediate cable guides. Quick and easy to install, you can configure to an existing ladder and/or pylon pole. The Cabloc™ traveller is lightweight and sits in the palm of your hand. If using a Stainless Steel 8 mm cable (6 x 19) a version incorporating a shock absorber can be used which removes the need for an inline shock absorber. The Cabloc™ system is easy and quick to install and is available in kit form with all the components required.



CABLOC™ SYSTEM WITHOUT INLINE SHOCK ABSORBER

TOP ANCHOR

GALVANISED STEEL - 6191035
STAINLESS STEEL - 6191032

**8 MM DIAMETER 7 X 19 STAINLESS
STEEL CABLE - AC300SXX**

TRAVELLER WITH SHOCK ABSORBER
AC350/4

INTERMEDIATE GUIDE
AC320

BOTTOM ANCHOR
GALVANISED STEEL - 6191036
STAINLESS STEEL - 6191033

CABLOC™ SYSTEM WITH INLINE SHOCK ABSORBER

TOP ANCHOR

GALVANISED STEEL - 6191035
STAINLESS STEEL - 6191032

INLINE SHOCK ABSORBER
AC325

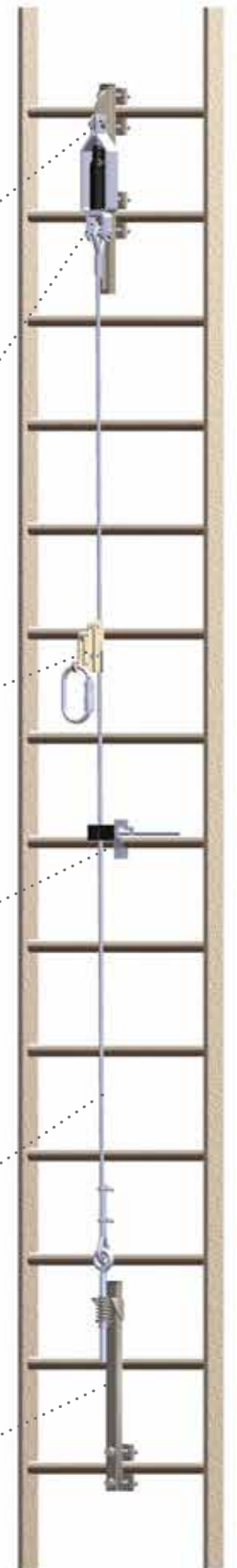
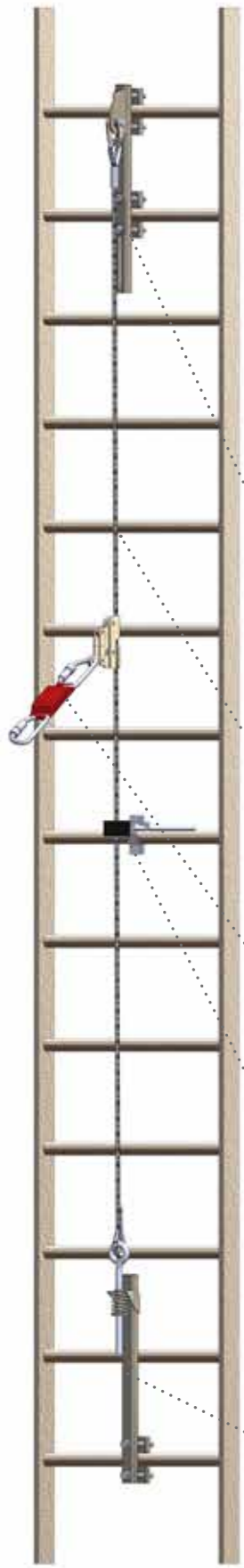
TRAVELLER
AC350

INTERMEDIATE GUIDE
AC320

**8 MM DIAMETER 6 X 19 GALVANISED
STEEL CABLE - AC300GXX**
















**8 MM DIAMETER 7 X 19 STAINLESS
STEEL CABLE - AC300SXX**

BOTTOM ANCHOR
GALVANISED STEEL - 6191036
STAINLESS STEEL - 6191033













CATALOGUE ICONS

HARNESSES

 Chest	 Leg	 Shoulders	 Waist	 180° Positioning Belt	 Adjustable Chest	 Adjustable Leg
 Adjustable Shoulder	 Adjustable Waist	 Adjustable Waist with Back Pad	 Dorsal D-Ring	 Dorsal Shock Absorber	 Sternal D-Ring	 Work Positioning
 Pectoral D-Ring	 Rescue Attachment Point	 Suspension Attachment Point	 Fall Indicator	 Carrying Pocket	 Rigid Hip Padding Loops	 Rigid Shoulder Caps
 Front Loops	 Duo-Lok™ Buckle	 Pass Through Buckle	 Quick Connect Buckle	 Tongue & Grommet Buckle	 Comfort Pads	 TechLite™

LANYARDS



 Lanyard	 Twin Leg	 Tie-Back	 Loops with Thimbles	 Delta Link	 Carabiner	 Screw Carabiner
 Gate Strength (Value)	 Size of gate opening	 Size of gate opening (Value)	 Connector: Lanyard End	 Connector: User End	 Connector: Adjuster End	 Rope Type
 Wrapbax™ Hook	 Scaffold Hook	 Snap Hook	 Twist Lock	 Elastic Webbing	 Breaking Strength	

CATALOGUE ICONS




















GENERAL

 Dimension	 Kilogrammes	 Quantity	 Diameter	 i-Safe™	 ATEX	 Certification
 Certification (Value)	 Certification (Value & Class)	 User	 User (Value)	 Material Type	 Coating Type	 Webbing

TYPE

 Material: Aluminium	 Material: Nylon	 Material: Polyurethane	 Material: Reflective	 Material: Steel	 Material: Steel Alloy	 Material: Stainless Steel
 Material: Thermoplastic	 Coating: Galvanised Steel	 Coating: Sand Blasted	 Coating: Zinc Plated			

SELF-RETRACTING LIFELINES

 Housing	 Double Action Swivel	 Retrieval Winch	 RSQ	 Pulley	 Leading Edge	 Self Locking Swivel Hook
 Lifeline Material	 Fall Indicator	 Connector Material	 Carabiner	 Captive Eye	 Rebar Hook	 Scaffold Hook
 Snap Hook	 Swivelling Opening Hook	 SafLok™	 Webbing Width	 Twin Leg		

GLOBAL LEADER IN FALL PROTECTION

Capital Safety is the Global leader in fall protection equipment, systems and anchors.

Capital Safety est le leader mondial en matière d'équipement, de systèmes et d'ancrages de protections antichute.

Capital Safety ist weltweit führend auf dem Gebiet von Absturzsicherungs-ausrüstung, -systemen und Anschlagmöglichkeiten.

Capital Safety es el líder mundial en equipos, sistemas y anclajes de protección contra caídas.

Capital Safety is wereldleider in valbeveiligingsapparatuur, -systemen en verankeringen.

Capital Safety è leader globale nell'anticaduta per dispositivi di protezione individuale, sistemi e ancoraggi.

Capital Safety är globala inom utrustning, system och förankringar för fallskydd.

EUROPE, MIDDLE EAST & AFRICA

UK

5a Merse Road, North Moons Moat
Redditch, B98 9HL, UK
t: +44 (0) 1527 548 000
f: +44 (0) 1527 591 000

FRANCE

Le Broc Center, Bâtiment A
Z.1. 1re Avenue – BP15
06511 Carros Le Broc, Cedex, FRANCE
t: +33 (0) 4 97 10 00 10
f: +33 (0) 4 93 08 79 70

GERMANY

Hagener Straße 44
57489 Drolshagen, GERMANY
t: +49 (0) 2 76 18 33 82 29
f: +49 (0) 2 76 18 33 81 93

DUBAI

ME Branch Office, PO Box 17769
JAZFA, DUBAI – UAE
t: +971 (4) 88 11 4 66
f: +971 (4) 88 11 4 67

All rights reserved. The material contained herein is copyrighted; no part of this publication may be reproduced, stored in a retrieval system, or transmitted, in any form or by any means, electronic, mechanical, photocopying, recording or otherwise without prior written permission from Capital Safety.

CUSTOMER SERVICES

☎ 00 800 999 55500

✉ information@capitalsafety.com

🌐 capitalsafety.com



🐦 @CapitalSafetyUK
📘 facebook.com/CapitalSafety
📺 youtube.com/CapitalSafetyEMEA

Ref: 9701418 Rev B